



**SPECIAL CITY COUNCIL MEETING  
AGENDA  
MARINA EVENT CENTER - 190 E 13TH STREET**

**RIVIERA BEACH, FL 33404  
September 8, 2021  
6:00 PM**

---

**NOTICE**

IN ACCORDANCE WITH THE AMERICANS WITH DISABILITIES ACT OF 1990, PERSONS IN NEED OF A SPECIAL ACCOMMODATION TO PARTICIPATE IN THE PROCEEDINGS SHALL CONTACT THE OFFICE OF THE CITY MANAGER AT 561-812-6590 NO LATER THAN 96 HOURS PRIOR TO THE PROCEEDINGS; IF HEARING IMPAIRED, TELEPHONE THE FLORIDA RELAY SERVICES 1-800-955-8771 (TDD) OR 1-800-955-8770 (VOICE) FOR ASSISTANCE.

---

**MAYOR**

RONNIE L. FELDER

**CHAIRPERSON**

SHIRLEY D. LANIER - DISTRICT 3

**CHAIR PRO-TEM**

KASHAMBA MILLER-ANDERSON - DISTRICT 2

**COUNCILPERSONS**

TRADRICK MCCOY - DISTRICT 1

DOUGLAS A. LAWSON - DISTRICT 5

JULIA A. BOTEL - DISTRICT 4

**ADMINISTRATION**

CITY MANAGER, JONATHAN EVANS

CLAUDENE L. ANTHONY, CMC, CITY CLERK

DAWN S. WYNN, CITY ATTORNEY

---

PLEASE TAKE NOTICE AND BE ADVISED, that if any interested person desires to appeal any decision made by the City Council with respect to any matter considered at this meeting, such interested person, at own expense, will need a record of the proceedings, and for such purpose may need to ensure that a verbatim record of the proceedings is made, which record includes the testimony and evidence upon which the appeal is to be based, pursuant to F.S. 286.0105.

---

LOBBYING - ORDINANCE 4001 - ADOPTED SEPTEMBER  
2011

Lobbyist registration and reporting forms are available for you online and in print. Forms can be obtained in the Office of the City Clerk & in the Council Chambers. Registration and reporting forms shall be submitted to the Office of the City Clerk.

ANY PERSON WHO WOULD LIKE TO SPEAK ON AN AGENDA ITEM PLEASE COMPLETE A PINK PUBLIC COMMENT CARD LOCATED AT THE FRONT DESK AND GIVE IT TO THE STAFF PRIOR TO THE ITEM BEING TAKEN UP BY CITY COUNCIL FOR DISCUSSION. MEMBERS OF THE PUBLIC WILL BE GIVEN A TOTAL OF THREE (3) MINUTES TO SPEAK ON ALL ITEMS LISTED ON THE CONSENT AGENDA AND THREE (3) MINUTES TO SPEAK ON EACH REGULAR AGENDA ITEM. THE TIME LIMIT FOR PUBLIC COMMENT MAY BE REDUCED BY A VOTE OF THE CITY COUNCIL BASED ON THE VOLUMINOUS NATURE OF PUBLIC COMMENT CARDS. IN NO EVENT WILL ANYONE BE ALLOWED TO SUBMIT A COMMENT CARD TO SPEAK ON AN AGENDA ITEM AFTER THE RESOLUTION IS READ OR ITEM CONSIDERED.

**CALL TO ORDER**

**Roll Call**

**Invocation**

**Pledge of Allegiance**

**AGENDA Approval:**

Additions, Deletions, Substitutions

**Disclosures by Council**

**Adoption of Agenda**

**Comments From the Public on Consent Agenda (Three Minute Limitation)**

**CONSENT AGENDA**

**ALL MATTERS LISTED UNDER THIS ITEM ARE CONSIDERED TO BE ROUTINE AND ACTION WILL BE TAKEN BY ONE MOTION. THERE WILL BE NO SEPARATE DISCUSSION OF THESE ITEMS UNLESS A COUNCILPERSON**

**SO REQUESTS, IN WHICH EVENT, THE ITEM WILL BE REMOVED FROM THE GENERAL ORDER OF BUSINESS AND CONSIDERED IN ITS NORMAL SEQUENCE ON THE AGENDA.**

**MINUTES**

**RESOLUTIONS**

**END OF CONSENT AGENDA**

**UNFINISHED BUSINESS**

**PETITIONS AND COMMUNICATIONS FOR FILING**

**AWARDS AND PRESENTATIONS**

**1. BUDGET PRESENTATION**

**PUBLIC HEARINGS**

**ORDINANCES ON FIRST READING**

- 2. ORDINANCE 4187 AN ORDINANCE OF THE CITY COUNCIL OF THE CITY OF RIVIERA BEACH, PALM BEACH COUNTY, FLORIDA, FIXING THE ADJUSTED TAX VALUATION OF REAL PROPERTY LOCATED WITHIN THE CORPORATE LIMITS OF THE CITY; LEVYING A TAX ON REAL PROPERTY AND TANGIBLE BUSINESS PERSONAL PROPERTY LOCATED WITHIN THE CORPORATE LIMITS OF THE CITY, FOR THE FISCAL YEAR BEGINNING ON OCTOBER 1, 2021 AND ENDING ON SEPTEMBER 30, 2022 FIXING THE MILLAGE RATE OF 8.4520 MILLS THEREON FOR SAID YEAR; THAT THE MILLAGE RATE OF 8.4520 is 3.08% HIGHER THAN THE ROLLED BACK RATE OF 8.1996; PROVIDING A SEVERABILITY CLAUSE; AND PROVIDING FOR AN EFFECTIVE DATE.**

**RANDY M. SHERMAN, DIRECTOR OF FINANCE AND ADMINISTRATIVE SERVICES 561-845-4040**

- 3. ORDINANCE 4188 AN ORDINANCE OF THE CITY OF RIVIERA BEACH, PALM BEACH COUNTY, FLORIDA, MAKING APPROPRIATIONS AND ESTABLISHING A BUDGET FOR THE FISCAL YEAR BEGINNING ON OCTOBER 1, 2021 AND ENDING ON SEPTEMBER 30, 2022; PROVIDING A SEVERABILITY CLAUSE; AND PROVIDING FOR AN EFFECTIVE DATE.**

**RANDY M. SHERMAN, DIRECTOR OF FINANCE AND ADMINISTRATIVE SERVICES 561-845-4040**

4. **ORDINANCE 4189 AN ORDINANCE OF THE CITY COUNCIL OF THE CITY OF RIVIERA BEACH, PALM BEACH COUNTY, FLORIDA, MODIFYING AND UPDATING THE CITY'S FIVE YEAR CAPITAL PROJECTS PLAN FOR FISCAL YEARS 2021/2022 THROUGH 2025/2026; PROVIDING FOR A SEVERABILITY CLAUSE; AND PROVIDING FOR AN EFFECTIVE DATE.**

**RANDY M. SHERMAN, DIRECTOR OF FINANCE AND ADMINISTRATIVE SERVICES 561-845-4040**

**COMMENTS FROM THE PUBLIC - 7:30 PM Non-Agenda Item Speakers (Three Minute Limitation)**

Please be reminded the City Council has adopted "Rules of Decorum Governing Public Conduct during Official Meetings" which has been posted at the front desk. In an effort to preserve order, if any of the rules are not adhered to, the Council Chair may have any disruptive speaker or attendee removed from the podium, from the meeting and/or the building, if necessary. Please govern yourselves accordingly.

Public Comments shall begin at 7:30 PM unless there is no further business of the City Council, which in that event, it shall begin sooner. In addition, if an item is being considered at 7:30 PM, then comments from the public shall begin immediately after the item has been concluded.

Any person who would like to speak, during public comments, please fill out a public comment card located at the front desk and give it to the staff before the public comments section is announced.

**ITEMS TABLED**

**REGULAR**

**DISCUSSION AND DELIBERATION**

**DISCUSSION BY CITY MANAGER**

**DISCUSSION BY CITY ATTORNEY**

**CITY COUNCIL COMMITTEE REPORTS**

**STATEMENTS BY THE MAYOR AND CITY COUNCIL**

**ADJOURNMENT**



**CITY OF RIVIERA BEACH CITY COUNCIL  
AGENDA ITEM SUMMARY**

**Meeting Date:** 9/8/2021

**Agenda Category:**

---

**Subject:** BUDGET PRESENTATION

---

**Recommendation/Motion:**

---

<b>Originating Dept</b>	CITY MANAGER	<b>Costs</b>
<b>User Dept.</b>	all	<b>Funding Source</b>
<b>Advertised</b>	No	<b>Budget Account Number</b>
<b>Date</b>		
<b>Paper</b>		
<b>Affected Parties</b>	Not Required	

---

**Background/Summary:**

**Fiscal Years**  
**Capital Expenditures**  
**Operating Costs**  
**External Revenues**  
**Program Income (city)**  
**In-kind Match (city)**  
**Net Fiscal Impact**  
**NO. Additional FTE Positions**  
**(cumulative)**

**III. Review Comments**

A. Finance Department Comments:

B. Purchasing/Intergovernmental Relations/Grants Comments:

C. Department Director Review:

Contract Start Date

Contract End Date

Renewal Start Date

Renewal End Date

Number of 12 month terms this renewal

Dollar Amount

Contractor Company Name

Contractor Contact

Contractor Address

Contractor Phone Number

Contractor Email

Type of Contract


Describe

ATTACHMENTS:

File Name	Description	Upload Date	Type
2021_09_08_Budget_WorkShop_Presentation.pdf	BUDGET PRESENTATION	9/8/2021	Presentation

REVIEWERS:

Department	Reviewer	Action	Date
City Manager	Monroe, Luecinda	Approved	9/8/2021 - 2:23 PM



# FY 2021/2022 Special Budget Meeting September 8, 2021



**FY 2021/2022  
Special  
Budget Meeting  
September 8, 2021**

## **Agenda**

- **Annual Operating Budgets for FY 2022**
- **Personnel Changes for FY 2022**
- **Legislative Districts Budgets for FY 2022**
- **5-Year Capital Improvement Plan FY 2022-2026**



# Annual Operating Budgets for FY 2022



FY 2022 Special Budget Meeting  
September 8, 2021

# General Fund Operating Budget for FY 2021/2022 by Department

Department	FY 2022 Proposed Budget
Legislative	\$ 869,098
City Administration	22,694,096
Finance and Administrative Services	3,231,217
City Clerk	764,822
Human Resources	1,206,531
Legal	1,051,508
Development Services	3,830,990
Procurement	748,659
Police	23,508,655
Fire	16,440,972
Public Works	4,523,166
Parks and Recreation	5,135,117
Library	1,162,065
<b>Total General Fund Budget</b>	<b>\$ 85,166,896</b>



# Operating Budgets for FY 2021/2022

FY 2022 Proposed Budget	
<b><u>Governmental Funds:</u></b>	
General Fund	\$ 85,166,896
Debt Service Fund	6,652,608
Major Disaster Fund	765,344
<b><u>Enterprise Funds:</u></b>	
Utility Special District Operating Fund	29,300,000
Utility Special District Debt Service Fund	4,261,925
Marina Operating Fund	2,812,532
Solid Waste Collection Fund	4,302,214
Stormwater Operating Fund	3,282,031
Parking Fund	400,000
<b><u>Internal Service Funds:</u></b>	
Information Technology Fund	3,326,557
General Insurance Fund	3,270,196
Fleet Services Fund	1,860,028
<b>Total Operating Budgets</b>	<b>\$ 145,400,331</b>





# Personnel Changes for FY 2021/2022



FY 2022 Special Budget Meeting  
September 8, 2021



# Personnel Changes for FY 2021/2022

DEPARTMENT	PERSONNEL CHANGES
<b><u>Fire</u></b>	
	Add 2 EMS Captain positions
<b><u>Police</u></b>	
	Add Communications Supervisor position
	Add Public Information Officer position
	Add Crime Analyst position
	Add Police Technician Specialist position
	Add 10 Reserve Officers (5 FTEs)
<b><u>Public Works</u></b>	
	Add Operations Manager position
	Upgrade Staff Assistant position to Senior Staff Assistant position
	Downgrade Office Manager to Executive Staff Assistant
<b><u>Development Services</u></b>	
	Unfund Code Compliance Community Inspector position(vacant)
	Transfer in 2 Business Tax Receipt Specialist positions from Finance Department
	Transfer in GIS/CADD Technician position from Information Technology Department



# Personnel Changes for FY 2021/2022

DEPARTMENT	PERSONNEL CHANGES
<b><u>Finance and Administrative Services</u></b>	
	Add Customer Service Representative position
	Add Executive Assistant positon
	Unfund Senior Staff Assistant positon (vacant)
	Transfer out 2 Business Tax Receipt Specialist positions to Development Services
<b><u>City Administration</u></b>	
	Add Public Information Officer positon
	Unfund Marketing Specialist position (vacant)
	Unfund Multimedia Communication Specialist position(vacant)
<b><u>Information Technology</u></b>	
	Add Network Administrator position
	Add Tyler/Security Specialist position
	Transfer out GIS/CADD Technician position to Development Services Department



# Personnel Changes for FY 2021/2022

DEPARTMENT	PERSONNEL CHANGES
<b><u>Utility Special District</u></b>	
	Add Backflow Technician position
	Add Chief Mechanic position
	Add Compliance Technician position
	Add 2 Laboratory Technician positions
	Reclassify Compliance and Safety Officer to Compliance Manager
	Unfund Maintenance Worker position
	Unfund Senior Equipment Operator position
	Unfund Senior Office Assistant position
	Unfund 2 Water Plant Operator positions
<b><u>Stormwater</u></b>	
	Unfund Stormwater Manager position



# Legislative Districts Budget for FY 2021/2022



FY 2022 Special Budget Meeting  
September 8, 2021



# Legislative Districts – FY 2021/2022 Budget

ACCOUNT DESCRIPTION	FY 2022 PROPOSED BUDGET	FY 2021 ADOPTED BUDGET
REGULAR SALARIES AND WAGES	65,200	65,206
FICA TAXES	5,000	4,962
RETIREMENT CONTRIBUTIONS-FRS	15,000	11,824
HEALTH AND DENTAL INSURANCE	31,200	36,688
LIFE INSURANCE	355	355
TRAVEL AND PER DIEM	7,500	7,500
COMMUNICATION SERVICES	-	1,750
PROMOTIONAL ACTIVITIES	5,500	5,500
OPERATING SUPPLIES	1,750	1,750
SUBSCRIPTIONS AND MEMBERSHIPS	400	400
TRAINING AND EMPLOYEE DEVELOPMENT	1,000	1,000
<b>TOTAL</b>	<b>132,905</b>	<b>136,935</b>



# 5-Year Capital Plan for FY 2022 to FY 2026



FY 2022 Special Budget Meeting  
September 8, 2021

# Capital Projects FY 2022 to FY 2026 by Department

DEPARTMENT	IN PROGRESS	FY 2022	FY 2023	FY 2024	FY 2025	FY 2026	FY 2022 TO FY 2026	TOTAL PROJECT COSTS
<b>GOVERNMENTAL PROJECTS</b>								
CITY ADMINISTRATION	2,618,788	5,050,000	5,050,000	5,050,000	5,250,000	3,000,000	23,400,000	26,018,788
DEVELOPMENT SERVICES	1,063,362	1,500,000	500,000	500,000	500,000	500,000	3,500,000	4,563,362
FIRE	1,073,436	22,375,000	13,350,000	-	-	-	35,725,000	36,798,436
INFORMATION TECHNOLOGY	455,594	750,000	750,000	750,000	-	-	2,250,000	2,705,594
PARKS AND RECREATION	393,752	618,000	500,000	500,000	500,000	500,000	2,618,000	3,011,752
POLICE	51,220	787,500	80,000	80,000	80,000	80,000	1,107,500	1,158,720
PUBLIC WORKS	1,363,428	2,000,000	315,000	315,000	315,000	315,000	3,260,000	4,623,428
<b>TOTAL GOVERNMENTAL PROJECTS</b>	<b>7,019,581</b>	<b>33,080,500</b>	<b>20,545,000</b>	<b>7,195,000</b>	<b>6,645,000</b>	<b>4,395,000</b>	<b>71,860,500</b>	<b>78,880,081</b>
<b>ENTERPRISE PROJECTS</b>								
MARINA	8,890,015	4,917,058	4,667,058	4,667,058	4,667,058	-	18,918,232	27,808,247
UTILITY SPECIAL DISTRICT	39,787,610	21,038,936	2,845,823	750,000	2,100,000	-	26,734,759	66,522,369
<b>TOTAL ENTERPRISE PROJECTS</b>	<b>48,677,625</b>	<b>25,955,994</b>	<b>7,512,881</b>	<b>5,417,058</b>	<b>6,767,058</b>	<b>-</b>	<b>45,652,991</b>	<b>94,330,616</b>



# Unfunded Capital Projects FY 2022 to FY 2026 by Department

DEPARTMENT	IN PROGRESS	FY 2022	FY 2023	FY 2024	FY 2025	FY 2026	FY 2022 TO FY 2026	TOTAL PROJECT COSTS
<b><u>GOVERNMENTAL PROJECTS</u></b>								
PUBLIC WORKS	1,056,000	5,574,000	5,285,000	4,395,000	-	-	15,254,000	16,310,000
<b>TOTAL GOVERNMENTAL PROJECTS</b>	<b>1,056,000</b>	<b>5,574,000</b>	<b>5,285,000</b>	<b>4,395,000</b>	<b>-</b>	<b>-</b>	<b>15,254,000</b>	<b>16,310,000</b>
<b><u>ENTERPRISE PROJECTS</u></b>								
UTILITY SPECIAL DISTRICT	4,313,251	4,050,000	107,738,227	4,000,000	3,500,000	14,200,000	133,488,227	137,801,478
STORMWATER	-	1,000,000	-	-	-	-	1,000,000	1,000,000
<b>TOTAL ENTERPRISE PROJECTS</b>	<b>4,313,251</b>	<b>5,050,000</b>	<b>107,738,227</b>	<b>4,000,000</b>	<b>3,500,000</b>	<b>14,200,000</b>	<b>134,488,227</b>	<b>138,801,478</b>





**CITY OF RIVIERA BEACH CITY COUNCIL**  
**AGENDA ITEM SUMMARY**

**Meeting Date:** 9/8/2021

**Agenda Category:**

---

**Subject:** ADOPTION OF THE MILLAGE RATE FOR FY 2021/2022 ORDINANCE ON FIRST READING

---

**Recommendation/Motion:** STAFF RECOMMENDS APPROVING ORDINANCE 4187 ON FIRST READING ADOPTING MILLAGE RATE FOR FY 2021/2022

---

<b>Originating Dept</b>	FINANCE	<b>Costs</b>
<b>User Dept.</b>		<b>Funding Source</b>
<b>Advertised</b>	No	<b>Budget Account Number</b>
<b>Date</b>		
<b>Paper</b>		
<b>Affected Parties</b>	Not Required	

---

**Background/Summary:**

The premise of this memorandum is to seek approval from the City Council to adopt the three budget related ordinances presented on the September 8, 2021 agenda. The projected general fund revenues for FY 2022 amounts to \$85,166,896 of which \$51,472,957 or 60%, is anticipated to be derived from ad valorem taxes, contingent on the millage rate remaining at 8.4520 mills. The City collects approximately 38% of the entire tax bill levied on real and tangible property located within the City's municipal boundaries. The balance of the tax levy is distributed to other government entities such as, Palm Beach County and the Palm Beach County School District.

The FY 2022 tentative general fund budget of expenditures is \$85,166,896 which is 3.98% higher than the FY 2021 adopted budget. The millage rate of 8.4520 mills remains the same as adopted in the previous year's budget, however, a tax revenue increase is presented as taxable value within the City's municipal boundaries has increased by approximately 6.15% resulting in additional ad valorem taxes of \$2.985 million.

The proposed FY 2022 budget for the General Fund proposes an increase of 3.98% due to increases in wages as stipulated in the collective bargaining agreements and increases for goods, services and commodities. Personnel costs which include salaries and benefits total approximately \$49.862 million or 58.55% of the total general fund budget for FY 2022. For FY 2022, the Police Department is the City's largest department with budgeted expenditures of \$23.509 million and a budgeted staff complement of 179 full-time equivalent (FTE) employees. The Procurement Department is the smallest department with budgeted expenditures of \$0.749 million and a budgeted complement of 6 FTEs. Public Safety (fire and police) accounts for \$39.950 million or 46.9% of the total FY 2022 general fund budget. The FY 2022 budget includes the full funding of wages and salaries commitments as per the union contracts, full funding of health insurance benefits, and full funding to meet the required pension obligations.

The City-wide FY 2022 proposed annual operating budget proposed is approximately \$145.400 million which includes the following funds:

**Governmental Funds:**

General Fund	\$ 85,166,896
Debt Service Fund	6,652,608
Major Disaster Fund	765,344

**Enterprise Funds:**

Utility Special District Operating Fund	29,300,000
Utility Special District Debt Service Fund	4,261,925
Marina Operating Fund	2,812,532
Solid Waste Collection Fund	4,302,214
Stormwater Operating Fund	3,282,031
Parking Fund	400,000

**Internal Service Funds:**

Information Technology Fund	3,326,557
General Insurance Fund	3,270,196
Fleet Services Fund	1,860,028

<b>Total Appropriation</b>	<b><u><u>\$ 145,400,331</u></u></b>
----------------------------	-------------------------------------

**Fiscal Years**

**Capital Expenditures**

**Operating Costs**

**External Revenues**

**Program Income (city)**

**In-kind Match (city)**

**Net Fiscal Impact**

**NO. Additional FTE Positions  
(cumulative)**

### **III. Review Comments**

A. Finance Department Comments:

B. Purchasing/Intergovernmental Relations/Grants Comments:

C. Department Director Review:

Contract Start Date

Contract End Date

Renewal Start Date

Renewal End Date

Number of 12 month terms this renewal

Dollar Amount

Contractor Company Name

Contractor Contact

Contractor Address

Contractor Phone Number

Contractor Email

Type of Contract

Describe

ATTACHMENTS:

File Name	Description	Upload Date	Type
Cover_Memo_for_First_Reading_of_Millage_Budget_Capital.pdf	Cover Memo for First Reading of Millage_Budget_Capital	9/3/2021	Cover Memo
ORDINANCE_NO._4187_MILLAGE_2021-2022.docx	ORDINANCE NO. 4187_MILLAGE 2021-2022	9/3/2021	Ordinance
DR-420_2021.pdf	DR-420 2021	9/3/2021	Backup Material

REVIEWERS:

Department	Reviewer	Action	Date
Finance	Monroe, Luecinda	Approved	9/3/2021 - 3:58 PM



"The Best Waterfront City in Which to Live, Work And Play."

---

## CITY OF RIVIERA BEACH

---

**TO:** HON. MAYOR, CHAIRPERSON, AND CITY COUNCIL

**FROM:** JONATHAN EVANS, CITY MANAGER, MPA, MBA, ICMA-CM  
RANDY M. SHERMAN, DIRECTOR OF FINANCE & ADMINISTRATIVE SERVICES

**SUBJECT:** ADOPTION OF THE MILLAGE RATE FOR FY 2021/2022, FY 2021/2022 ANNUAL BUDGET, AND 5-YEAR CAPITAL PROJECTS PLAN FY 2021/2022 TO FY 2025/2026

**DATE:** SEPTEMBER 8, 2021

**CC:** GENERAL PUBLIC

---

**Background:**

The premise of this memorandum is to seek approval from the City Council to adopt the three budget related ordinances presented on the September 8, 2021 agenda. The projected general fund revenues for FY 2022 amounts to \$85,166,896 of which \$51,472,957 or 60%, is anticipated to be derived from ad valorem taxes, contingent on the millage rate remaining at 8.4520 mills. The City collects approximately 38% of the entire tax bill levied on real and tangible property located within the City's municipal boundaries. The balance of the tax levy is distributed to other government entities such as, Palm Beach County and the Palm Beach County School District.

The FY 2022 tentative general fund budget of expenditures is \$85,166,896 which is 3.98% higher than the FY 2021 adopted budget. The millage rate of 8.4520 mills remains the same as adopted in the previous year's budget, however, a tax revenue increase is presented as taxable value within the City's municipal boundaries has increased by approximately 6.15% resulting in additional ad valorem taxes of \$2.985 million.

The proposed FY 2022 budget for the General Fund proposes an increase of 3.98% due to increases in wages as stipulated in the collective bargaining agreements and increases for goods, services and commodities. Personnel costs which include salaries and benefits total approximately \$49.862 million or 58.55% of the total general fund budget for FY 2022. For FY 2022, the Police Department is the City's largest department with budgeted expenditures of \$23.509 million and a

budgeted staff complement of 179 full-time equivalent (FTE) employees. The Procurement Department is the smallest department with budgeted expenditures of \$0.749 million and a budgeted complement of 6 FTEs. Public Safety (fire and police) accounts for \$39.950 million or 46.9% of the total FY 2022 general fund budget. The FY 2022 budget includes the full funding of wages and salaries commitments as per the union contracts, full funding of health insurance benefits, and full funding to meet the required pension obligations.

The City-wide FY 2022 proposed annual operating budget proposed is approximately \$145.400 million which includes the following funds:

**Governmental Funds:**

General Fund	\$ 85,166,896
Debt Service Fund	6,652,608
Major Disaster Fund	765,344

**Enterprise Funds:**

Utility Special District Operating Fund	29,300,000
Utility Special District Debt Service Fund	4,261,925
Marina Operating Fund	2,812,532
Solid Waste Collection Fund	4,302,214
Stormwater Operating Fund	3,282,031
Parking Fund	400,000

**Internal Service Funds:**

Information Technology Fund	3,326,557
General Insurance Fund	3,270,196
Fleet Services Fund	1,860,028

<b>Total Appropriation</b>	<b>\$ 145,400,331</b>
----------------------------	-----------------------

**Personnel Changes:**

The following summarizes the personnel changes that are included in the FY 2022 operating budget:

**Fire**

- Add two EMS Captain positions

**Police**

- Add Communications Supervisor position
- Add Public Information Officer position
- Add Crime Analyst position
- Add Police Technician Specialist position
- Add 10 Reserve Officers (5 FTEs)



## **Public Works**

- Add Operations Manager position
- Upgrade Staff Assistant position to Senior Staff Assistant position
- Downgrade Office Manager to Executive Staff Assistant

## **Development Services**

- Unfund Code Compliance Community Inspector position(vacant)
- Transfer in 2 Business Tax Receipt Specialist positions from Finance Department
- Transfer in GIS/CADD Technician position from Information Technology Department

## **Information Technology**

- Add Network Administrator position
- Add Tyler/Security Specialist position
- Transfer out GIS/CADD Technician position to Development Services Department

## **Finance and Administrative Services**

- Add Customer Service Representative position
- Add Executive Assistant position
- Unfund Senior Staff Assistant position (vacant)
- Transfer out 2 Business Tax Receipt Specialist positions to Development Services

## **City Administration**

- Add Public Information Officer position
- Unfund Marketing Specialist position (vacant)
- Unfund Multimedia Communication Specialist position(vacant)

## **Utility Special District:**

- Add Backflow Technician position
- Add Chief Mechanic position
- Add Compliance Technician position
- Add two Laboratory Technician positions
- Reclassify Compliance and Safety Officer to Compliance Manager
- Unfund Maintenance Worker position
- Unfund Senior Equipment Operator position
- Unfund Senior Office Assistant position
- Unfund two Water Plant Operator positions

## **Stormwater**

- Unfund Stormwater Manager position



### **Capital Projects:**

The City-wide Five-Year Capital Projects Plan for FY 2022 through FY 2026 is estimated at \$173.211 million, which includes \$78.880 million for general government projects and \$94.331 million for USD, Stormwater, and Marina. The FY 2022 capital budget amounts to \$59.036 which includes \$33.081 million for general government and \$25.956 million for enterprise projects. Approximately \$55.697 million is allocated to completing projects, which were started in previous years' budgets with \$7.020 million for general government and enterprise funds totaling \$48.678 million. Included in the Five-Year Capital Projects Plan is approximately \$155.111 million for additional debt issuance, grants or public private partnerships, which are necessary to ensure construction of the infrastructure and capital projects disclosed in the Five-Year Capital Projects Plan for FY 2022 through FY 2026.

### **City Goals:**

The City-wide goal is to Strengthen Government Stewardship.

### **Fiscal/Budget Impact:**

Not applicable

### **Recommendation:**

Staff recommends that the City Council adopts the millage rate of 8.4520 for FY 2021/2022, the FY 2021/2022 Annual Budget, and the Five-Year Capital Projects Plan for FY 2021/2022 through FY 2025/2026.

### **Attachments:**

1. Ordinance Number 4187
2. Ordinance Number 4188
3. Ordinance Number 4189

**ORDINANCE NO. 4187**

**AN ORDINANCE OF THE CITY COUNCIL OF THE CITY OF RIVIERA BEACH, PALM BEACH COUNTY, FLORIDA, FIXING THE ADJUSTED TAX VALUATION OF REAL PROPERTY LOCATED WITHIN THE CORPORATE LIMITS OF THE CITY; LEVYING A TAX ON REAL PROPERTY AND TANGIBLE BUSINESS PERSONAL PROPERTY LOCATED WITHIN THE CORPORATE LIMITS OF THE CITY, FOR THE FISCAL YEAR BEGINNING ON OCTOBER 1, 2021 AND ENDING ON SEPTEMBER 30, 2022 FIXING THE MILLAGE RATE OF 8.4520 MILLS THEREON FOR SAID YEAR; THAT THE MILLAGE RATE OF 8.4520 is 3.08% HIGHER THAN THE ROLLED BACK RATE OF 8.1996; PROVIDING A SEVERABILITY CLAUSE; AND PROVIDING FOR AN EFFECTIVE DATE.**

**WHEREAS**, Florida Statutes Section 200.065 requires two public hearings on the millage and budget and the millage rate being presented for adoption on first reading remains the same as the current year; and

**WHEREAS**, the assessment of ad valorem taxes requires the establishment of a rate of taxation.

**Now, therefore**, be it hereby ordained by the City Council of the City of Riviera Beach, Palm Beach County, Florida:

**SECTION 1:** That for the fiscal year beginning on October 1, 2021 and ending on September 30, 2022, the adjusted valuation on all real property and tangible business personal property within the City of Riviera Beach is hereby determined to be and is fixed as follows:

- (a) Real Property and Tangible Business Personal Property on which tax can be extended, exclusive of exempt homestead property, \$6,354,516,767, subject to final approval of the Value Adjustment Board

**SECTION 2:** That for the fiscal year beginning on October 1, 2021 and ending on September 30, 2022, a tax of 8.4520 mills, which is 3.08% more than the rolled-back rate of 8.1996 mills, on the dollar shall be, and is levied and shall be collected on all real property and tangible business personal property within the City of Riviera Beach, Florida, not specifically designated as homestead property or owned by the municipality and/or expressly exempted by the laws of the Constitution of the State of Florida for the purpose of raising funds for the improvements and government of the City, and for the payment of its obligations and expenses, and for the purpose of carrying out the purpose and duties granted and imposed by the City Charter and Code. Said real property and tangible business personal property being specifically set forth as Items A in Section 1 hereof and valued in the amount of \$6,354,516,767 subject to final approval of the Value Adjustment Board.



**ORDINANCE NO. 4187**

**Page 2 of 4**

**SECTION 3:** As provided by Florida Statutes Section 200.065(5), upon notification from the Property Appraiser of any aggregate change in the certified assessment roll, the City Manager is hereby authorized to certify to the Property Appraiser, within three (3) days of notification, an adjusted millage rate which shall be such that taxes computed by applying the adopted rate against the certified taxable value are equal to the taxable value on the roll to be extended.

**SECTION 4:** The millage rate is 8.4520 mills which is more than the rolled-back rate of 8.1996 mills by 3.08%.

**SECTION 5:** If any word, phrase, clause, subsection or section of this ordinance is for any reason held unconstitutional or invalid, the invalidity thereof shall not affect the validity of any remaining portion of this ordinance.

**SECTION 6:** That all sections or parts of sections of the Code of Ordinances, all ordinances or parts of ordinances and all resolutions or parts of resolutions, in conflict herewith are and the same are hereby repealed to extent of such conflict.

**SECTION 7:** This ordinance shall be in full force and effective October 1, 2021 upon its passage and adoption.

**ORDINANCE NO.4187**

**Page 3 of 4**

**PASSED AND APPROVED** on the first reading this \_\_\_\_\_ day 2021.

**PASSED AND ADOPTED** on second and final reading this \_\_\_\_\_ day of 2021.

**APPROVED:**

---

**RONNIE L. FELDER**  
**MAYOR**

---

**SHIRLEY D. LANIER**  
**CHAIRPERSON**

**ATTEST:**

---

**KASHAMBA MILLER-ANDERSON**  
**CHAIR PRO TEM**

---

**CLAUDENE L. ANTHONY,**  
**CERTIFIED MUNICIPAL CLERK**  
**CITY CLERK**

---

**TRADRICK MCCOY**  
**COUNCILPERSON**

---

**JULIA A. BOTEL, Ed.D.**  
**COUNCILPERSON**

---

**DOUGLAS A. LAWSON**  
**COUNCILPERSON**

**1<sup>ST</sup> READING**

**MOTIONED BY:** \_\_\_\_\_

**SECONDED BY:** \_\_\_\_\_

**T. MCCOY** \_\_\_\_\_

**K. MILLER-ANDERSON** \_\_\_\_\_

**S. LANIER** \_\_\_\_\_

**J. BOTEL** \_\_\_\_\_

**D. LAWSON** \_\_\_\_\_

**2<sup>ND</sup> & FINAL READING**

**MOTIONED BY:** \_\_\_\_\_

**SECONDED BY:** \_\_\_\_\_

**T. MCCOY** \_\_\_\_\_

**K. MILLER-ANDERSON** \_\_\_\_\_

**T S. LANIER** \_\_\_\_\_

**J. BOTEL** \_\_\_\_\_

**D. LAWSON** \_\_\_\_\_

**REVIEWED AS TO LEGAL SUFFICIENCY**

\_\_\_\_\_  
**DAWN S. WYNN, CITY ATTORNEY**

**DATE:** \_\_\_\_\_


[Reset Form](#)
[Print Form](#)

# CERTIFICATION OF TAXABLE VALUE

DR-420  
R. 5/12  
Rule 12D-16.002  
Florida Administrative Code  
Effective 11/12

Year : 2021	County : PALM BEACH
Principal Authority : Riviera Beach	Taxing Authority : Riviera Beach

## SECTION I : COMPLETED BY PROPERTY APPRAISER

1.	Current year taxable value of real property for operating purposes	\$	5,118,270,300	(1)
2.	Current year taxable value of personal property for operating purposes	\$	1,229,365,088	(2)
3.	Current year taxable value of centrally assessed property for operating purposes	\$	6,881,379	(3)
4.	Current year gross taxable value for operating purposes <i>(Line 1 plus Line 2 plus Line 3)</i>	\$	6,354,516,767	(4)
5.	Current year net new taxable value (Add new construction, additions, rehabilitative improvements increasing assessed value by at least 100%, annexations, and tangible personal property value over 115% of the previous year's value. Subtract deletions.)	\$	162,789,820	(5)
6.	Current year adjusted taxable value <i>(Line 4 minus Line 5)</i>	\$	6,191,726,947	(6)
7.	Prior year FINAL gross taxable value from prior year applicable Form DR-403 series	\$	5,998,244,330	(7)
8.	Does the taxing authority include tax increment financing areas? If yes, enter number of worksheets (DR-420TIF) attached. If none, enter 0	<input checked="" type="checkbox"/> YES	<input type="checkbox"/> NO	Number 1
9.	Does the taxing authority levy a voted debt service millage or a millage voted for 2 years or less under s. 9(b), Article VII, State Constitution? If yes, enter the number of DR-420DEBT, <i>Certification of Voted Debt Millage</i> forms attached. If none, enter 0	<input type="checkbox"/> YES	<input checked="" type="checkbox"/> NO	Number 0
SIGN HERE	<b>Property Appraiser Certification</b>		I certify the taxable values above are correct to the best of my knowledge.	
	Signature of Property Appraiser:		Date :	
	Electronically Certified by Property Appraiser		6/24/2021 2:20 PM	

## SECTION II : COMPLETED BY TAXING AUTHORITY

If this portion of the form is not completed in FULL your taxing authority will be denied TRIM certification and possibly lose its millage levy privilege for the tax year. If any line is not applicable, enter -0-.				
10.	Prior year operating millage levy <i>(If prior year millage was adjusted then use adjusted millage from Form DR-422)</i>	8.4520	per \$1,000	(10)
11.	Prior year ad valorem proceeds <i>(Line 7 multiplied by Line 10, divided by 1,000)</i>	\$	50,697,161	(11)
12.	Amount, if any, paid or applied in prior year as a consequence of an obligation measured by a dedicated increment value <i>(Sum of either Lines 6c or Line 7a for all DR-420TIF forms)</i>	\$	5,934,980	(12)
13.	Adjusted prior year ad valorem proceeds <i>(Line 11 minus Line 12)</i>	\$	44,762,181	(13)
14.	Dedicated increment value, if any <i>(Sum of either Line 6b or Line 7e for all DR-420TIF forms)</i>	\$	732,653,097	(14)
15.	Adjusted current year taxable value <i>(Line 6 minus Line 14)</i>	\$	5,459,073,850	(15)
16.	Current year rolled-back rate <i>(Line 13 divided by Line 15, multiplied by 1,000)</i>	8.1996	per \$1000	(16)
17.	Current year proposed operating millage rate	8.4520	per \$1000	(17)
18.	Total taxes to be levied at proposed millage rate <i>(Line 17 multiplied by Line 4, divided by 1,000)</i>	\$	53,708,376	(18)

19.	TYPE of principal authority (check one)		<input type="checkbox"/> County	<input type="checkbox"/> Independent Special District	(19)
		<input checked="" type="checkbox"/> Municipality	<input type="checkbox"/> Water Management District		
20.	Applicable taxing authority (check one)		<input checked="" type="checkbox"/> Principal Authority	<input type="checkbox"/> Dependent Special District	(20)
		<input type="checkbox"/> MSTU	<input type="checkbox"/> Water Management District Basin		
21.	Is millage levied in more than one county? (check one)				(21)
			<input type="checkbox"/> Yes	<input checked="" type="checkbox"/> No	
DEPENDENT SPECIAL DISTRICTS AND MSTUs			STOP HERE - SIGN AND SUBMIT		
22.	Enter the total adjusted prior year ad valorem proceeds of the principal authority, all dependent special districts, and MSTUs levying a millage. <i>(The sum of Line 13 from all DR-420 forms)</i>			\$ 44,762,181	(22)
23.	Current year aggregate rolled-back rate <i>(Line 22 divided by Line 15, multiplied by 1,000)</i>			8.1996 per \$1,000	(23)
24.	Current year aggregate rolled-back taxes <i>(Line 4 multiplied by Line 23, divided by 1,000)</i>			\$ 52,104,496	(24)
25.	Enter total of all operating ad valorem taxes proposed to be levied by the principal taxing authority, all dependent districts, and MSTUs, if any. <i>(The sum of Line 18 from all DR-420 forms)</i>			\$ 53,708,376	(25)
26.	Current year proposed aggregate millage rate <i>(Line 25 divided by Line 4, multiplied by 1,000)</i>			8.4520 per \$1,000	(26)
27.	Current year proposed rate as a percent change of rolled-back rate <i>(Line 26 divided by Line 23, minus 1, multiplied by 100)</i>			3.08 %	(27)
First public budget hearing		Date : 9/8/2021	Time : 6:00 PM EST	Place : RIVIERA BEACH MARINA EVENT CENTER, 190 EAST 13TH ST, RIVIERA BEACH, FL 33404	
SIGN HERE	Taxing Authority Certification		I certify the millages and rates are correct to the best of my knowledge. The millages comply with the provisions of s. 200.065 and the provisions of either s. 200.071 or s. 200.081, F.S.		
	Signature of Chief Administrative Officer : Electronically Certified by Taxing Authority			Date : 7/22/2021 3:33 PM	
	Title : JONATHAN EVANS, CITY MANAGER		Contact Name and Contact Title : NYDIA REYNOLDS, ASST FINANCE DIRECTOR		
	Mailing Address : 600 W BLUE HERON BLVD		Physical Address : 600 WEST BLUE HERON BLVD		
	City, State, Zip : RIVIERA BEACH, FLORIDA 33404		Phone Number : 561/845-4040		Fax Number : 561/845-8843

# CERTIFICATION OF TAXABLE VALUE INSTRUCTIONS

DR-420  
R. 5/12  
Page 3

"Principal Authority" is a county, municipality, or independent special district (including water management districts).

"Taxing Authority" is the entity levying the millage. This includes the principal authority, any special district dependent to the principal authority, any county municipal service taxing unit (MSTU), and water management district basins.

Each taxing authority must submit to their property appraiser a DR-420 and the following forms, as applicable:

- DR-420TIF, Tax Increment Adjustment Worksheet
- DR-420DEBT, Certification of Voted Debt Millage
- DR-420MM-P, Maximum Millage Levy Calculation - Preliminary Disclosure

## Section I: Property Appraiser

Use this DR-420 form for all taxing authorities except school districts. Complete Section I, Lines 1 through 9, for each county, municipality, independent special district, dependent special district, MSTU, and multicounty taxing authority. Enter only taxable values that apply to the taxing authority indicated. Use a separate form for the principal authority and each dependent district, MSTU and water management district basin.

### Line 8

Complete a DR-420TIF for each taxing authority making payments to a redevelopment trust fund under Section 163.387 (2)(a), Florida Statutes or by an ordinance, resolution or agreement to fund a project or to finance essential infrastructure.

Check "Yes" if the taxing authority makes payments to a redevelopment trust fund. Enter the number of DR-420TIF forms attached for the taxing authority on Line 8. Enter 0 if none.

### Line 9

Complete a DR-420DEBT for each taxing authority levying either a voted debt service millage (s.12, Article VII, State Constitution) or a levy voted for two years or less (s. 9(b), Article VII, State Constitution).

Check "Yes" if the taxing authority levies either a voted debt service millage or a levy voted for 2 years or less (s. 9(b), Article VII, State Constitution). These levies do not include levies approved by a voter referendum not required by the State Constitution. Complete and attach DR-420DEBT. Do not complete a separate DR-420 for these levies.

Send a copy to each taxing authority and keep a copy. When the taxing authority returns the DR-420 and the accompanying forms, immediately send the original to:

Florida Department of Revenue  
Property Tax Oversight - TRIM Section  
P. O. Box 3000  
Tallahassee, Florida 32315-3000

## Section II: Taxing Authority

Complete Section II. Keep one copy, return the original and one copy to your property appraiser with the applicable DR-420TIF, DR-420DEBT, and DR-420MM-P within 35 days of certification. Send one copy to the tax collector. "Dependent special district" (ss. 200.001(8)(d) and 189.403(2), F.S.) means a special district that meets at least one of the following criteria:

- The membership of its governing body is identical to that of the governing body of a single county or a single municipality.
- All members of its governing body are appointed by the governing body of a single county or a single municipality.
- During their unexpired terms, members of the special district's governing body are subject to removal at will by the governing body of a single county or a single municipality.
- The district has a budget that requires approval through an affirmative vote or can be vetoed by the governing body of a single county or a single municipality.

"Independent special district" (ss. 200.001(8)(e) and 189.403 (3), F.S.) means a special district that is not a dependent special district as defined above. A district that includes more than one county is an independent special district unless the district lies wholly within the boundaries of a single municipality.

"Non-voted millage" is any millage not defined as a "voted millage" in s. 200.001(8)(f), F.S.

### Lines 12 and 14

Adjust the calculation of the rolled-back rate for tax increment values and payment amounts. See the instructions for DR-420TIF. On Lines 12 and 14, carry forward values from the DR-420TIF forms.

### Line 24

Include only those levies derived from millage rates.







**MAXIMUM MILLAGE LEVY CALCULATION**  
**PRELIMINARY DISCLOSURE**  
For municipal governments, counties, and special districts

Reset Form

Print Form

DR-420MM-P  
R. 5/12  
Rule 12D-16.002  
Florida Administrative Code  
Effective 11/12

Year: <b>2021</b>		County: PALM BEACH	
Principal Authority : Riviera Beach		Taxing Authority: Riviera Beach	
1.	Is your taxing authority a municipality or independent special district that has levied ad valorem taxes for less than 5 years?	<input type="checkbox"/> Yes	<input checked="" type="checkbox"/> No (1)
<b>IF YES,  STOP HERE. SIGN AND SUBMIT. You are not subject to a millage limitation.</b>			
2.	Current year rolled-back rate from Current Year Form DR-420, Line 16	8.1996	per \$1,000 (2)
3.	Prior year maximum millage rate with a majority vote from <b>2020</b> Form DR-420MM, Line 13	24.1481	per \$1,000 (3)
4.	Prior year operating millage rate from Current Year Form DR-420, Line 10	8.4520	per \$1,000 (4)
<b>If Line 4 is equal to or greater than Line 3, skip to Line 11. If less, continue to Line 5.</b>			
<b>Adjust rolled-back rate based on prior year majority-vote maximum millage rate</b>			
5.	Prior year final gross taxable value from Current Year Form DR-420, Line 7	\$ 5,998,244,330	(5)
6.	Prior year maximum ad valorem proceeds with majority vote (Line 3 multiplied by Line 5 divided by 1,000)	\$ 144,846,204	(6)
7.	Amount, if any, paid or applied in prior year as a consequence of an obligation measured by a dedicated increment value from Current Year Form DR-420 Line 12	\$ 5,934,980	(7)
8.	Adjusted prior year ad valorem proceeds with majority vote (Line 6 minus Line 7)	\$ 138,911,224	(8)
9.	Adjusted current year taxable value from Current Year form DR-420 Line 15	\$ 5,459,073,850	(9)
10.	Adjusted current year rolled-back rate (Line 8 divided by Line 9, multiplied by 1,000)	25.4459	per \$1,000 (10)
<b>Calculate maximum millage levy</b>			
11.	Rolled-back rate to be used for maximum millage levy calculation (Enter Line 10 if adjusted or else enter Line 2)	25.4459	per \$1,000 (11)
12.	Adjustment for change in per capita Florida personal income (See Line 12 Instructions)	<b>1.0443</b>	(12)
13.	Majority vote maximum millage rate allowed (Line 11 multiplied by Line 12)	26.5732	per \$1,000 (13)
14.	Two-thirds vote maximum millage rate allowed (Multiply Line 13 by 1.10)	29.2305	per \$1,000 (14)
15.	Current year proposed millage rate	8.4520	per \$1,000 (15)
16.	<b>Minimum vote required to levy proposed millage:</b> (Check one)		(16)
<input checked="" type="checkbox"/>	a. Majority vote of the governing body: Check here if Line 15 is less than or equal to Line 13. The maximum millage rate is equal to the majority vote maximum rate. <b>Enter Line 13 on Line 17.</b>		
<input type="checkbox"/>	b. Two-thirds vote of governing body: Check here if Line 15 is less than or equal to Line 14, but greater than Line 13. The maximum millage rate is equal to proposed rate. <b>Enter Line 15 on Line 17.</b>		
<input type="checkbox"/>	c. Unanimous vote of the governing body, or 3/4 vote if nine members or more: Check here if Line 15 is greater than Line 14. The maximum millage rate is equal to the proposed rate. <b>Enter Line 15 on Line 17.</b>		
<input type="checkbox"/>	d. Referendum: The maximum millage rate is equal to the proposed rate. <b>Enter Line 15 on Line 17.</b>		
17.	The selection on Line 16 allows a maximum millage rate of (Enter rate indicated by choice on Line 16)	26.5732	per \$1,000 (17)
18.	Current year gross taxable value from Current Year Form DR-420, Line 4	\$ 6,354,516,767	(18)

Taxing Authority : Riviera Beach		DR-420MM-P R. 5/12 Page 2	
19.	Current year proposed taxes <i>(Line 15 multiplied by Line 18, divided by 1,000)</i>	\$ 53,708,376	(19)
20.	Total taxes levied at the maximum millage rate <i>(Line 17 multiplied by Line 18, divided by 1,000)</i>	\$ 168,859,845	(20)
<b>DEPENDENT SPECIAL DISTRICTS AND MSTUs</b>			<b>STOP HERE. SIGN AND SUBMIT.</b>
21.	Enter the current year proposed taxes of all dependent special districts & MSTUs levying a millage. <i>(The sum of all Lines 19 from each district's Form DR-420MM-P)</i>	\$ 0	(21)
22.	Total current year proposed taxes <i>(Line 19 plus Line 21)</i>	\$ 53,708,376	(22)
<b>Total Maximum Taxes</b>			
23.	Enter the taxes at the maximum millage of all dependent special districts & MSTUs levying a millage <i>(The sum of all Lines 20 from each district's Form DR-420MM-P)</i>	\$ 0	(23)
24.	Total taxes at maximum millage rate <i>(Line 20 plus Line 23)</i>	\$ 168,859,845	(24)
<b>Total Maximum Versus Total Taxes Levied</b>			
25.	Are total current year proposed taxes on Line 22 equal to or less than total taxes at the maximum millage rate on Line 24? (Check one)	<input checked="" type="checkbox"/> YES <input type="checkbox"/> NO	(25)
<b>S I G N  H E R E</b>	<b>Taxing Authority Certification</b>		I certify the millages and rates are correct to the best of my knowledge. The millages comply with the provisions of s. 200.065 and the provisions of either s. 200.071 or s. 200.081, F.S.
	Signature of Chief Administrative Officer :		Date :
	Electronically Certified by Taxing Authority		7/22/2021 3:33 PM
	Title : JONATHAN EVANS, CITY MANAGER	Contact Name and Contact Title : NYDIA REYNOLDS, ASST FINANCE DIRECTOR	
	Mailing Address : 600 W BLUE HERON BLVD	Physical Address : 600 WEST BLUE HERON BLVD	
City, State, Zip : RIVIERA BEACH, FLORIDA 33404		Phone Number : 561/845-4040	Fax Number : 561/845-8843

**Complete and submit this form DR-420MM-P, Maximum Millage Levy Calculation-Preliminary Disclosure, to your property appraiser with the form DR-420, Certification of Taxable Value.**



**MAXIMUM MILLAGE LEVY CALCULATION  
PRELIMINARY DISCLOSURE  
INSTRUCTIONS**

DR-420MM-P  
R. 5/12  
Page 3

**General Instructions**

Each of the following taxing authorities must complete a DR-420MM-P.

- County
- Municipality
- Special district dependent to a county or municipality
- County MSTU
- Independent special district, including water management districts
- Water management district basin

Voting requirements for millages adopted by a two-thirds or a unanimous vote are based on the full membership of the governing body, not on the number of members present at the time of the vote.

This form calculates the maximum tax levy for 2021 allowed under s. 200.065(5), F.S. Counties and municipalities, including dependent special districts and MSTUs, which adopt a tax levy at the final hearing higher than allowed under s. 200.065, F.S., may be subject to the loss of their half-cent sales tax distribution.

DR-420MM-P shows the preliminary maximum millages and taxes levied based on your proposed adoption vote. Each taxing authority must complete, sign, and submit this form to their property appraiser with their completed DR-420, Certification of Taxable Value.

The vote at the final hearing and the resulting maximum may change. After the final hearing, each taxing authority will file a final Form DR-420MM, Maximum Millage Levy Calculation Final Disclosure, with Form DR-487, Certification of Compliance, with the Department of Revenue.

Specific tax year references in this form are updated each year by the Department.

**Line Instructions**

**Lines 5-10**

Only taxing authorities that levied a 2020 millage rate less than their maximum majority vote rate must complete these lines. The adjusted rolled-back rate on Line 10 is the rate that would have been levied if the maximum vote rate for 2020 had been adopted. If these lines are completed, enter the adjusted rate on Line 11.

**Line 12**

This line is entered by the Department of Revenue. The same adjustment factor is used statewide by all taxing authorities. It is based on the change in per capita Florida personal income (s. 200.001(8)(i), F.S.), which Florida Law requires the Office of Economic and Demographic Research to report each year.

**Lines 13 and 14**

Millage rates are the maximum that could be levied with a majority or two-thirds vote of the full membership of the governing body. With a unanimous vote of the full membership (three-fourths vote of the full membership if the governing body has nine or more members) or a referendum, the maximum millage rate that can be levied is the taxing authority's statutory or constitutional cap.

**Line 16**

Check the box for the minimum vote necessary at the final hearing to levy your adopted millage rate.

**Line 17**

Enter the millage rate indicated by the box checked in Line 16. If the proposed millage rate is equal to or less than the majority vote maximum millage rate, enter the majority vote maximum. If a two-thirds vote, a unanimous vote, or a referendum is required, enter the proposed millage rate. For a millage requiring more than a majority vote, the proposed millage rate must be entered on Line 17, rather than the maximum rate, so that the comparisons on Lines 21 through 25 are accurate.


[Reset Form](#)
[Print Form](#)

DR-420TIF

R. 6/10

Rule 12D-16.002

Florida Administrative Code

Effective 11/12

## TAX INCREMENT ADJUSTMENT WORKSHEET

Year : 2021	County : PALM BEACH
Principal Authority : Riviera Beach	Taxing Authority : Riviera Beach
Community Redevelopment Area : Riviera Beach	Base Year : 1983

### SECTION I : COMPLETED BY PROPERTY APPRAISER

1.	Current year taxable value in the tax increment area	\$	903,981,285	(1)
2.	Base year taxable value in the tax increment area	\$	132,767,499	(2)
3.	Current year tax increment value <i>(Line 1 minus Line 2)</i>	\$	771,213,786	(3)
4.	Prior year Final taxable value in the tax increment area	\$	871,784,036	(4)
5.	Prior year tax increment value <i>(Line 4 minus Line 2)</i>	\$	739,016,537	(5)

<b>SIGN HERE</b>	<b>Property Appraiser Certification</b>		I certify the taxable values above are correct to the best of my knowledge.	
	Signature of Property Appraiser :		Date :	
	Electronically Certified by Property Appraiser		6/24/2021 2:20 PM	

### SECTION II: COMPLETED BY TAXING AUTHORITY Complete EITHER line 6 or line 7 as applicable. Do NOT complete both.

6. If the amount to be paid to the redevelopment trust fund IS BASED on a specific proportion of the tax increment value:				
6a.	Enter the proportion on which the payment is based.	95.00 %	(6a)	
6b.	Dedicated increment value <i>(Line 3 multiplied by the percentage on Line 6a)</i> <i>If value is zero or less than zero, then enter zero on Line 6b</i>	\$	732,653,097	(6b)
6c.	Amount of payment to redevelopment trust fund in prior year	\$	5,934,980	(6c)
7. If the amount to be paid to the redevelopment trust fund IS NOT BASED on a specific proportion of the tax increment value:				
7a.	Amount of payment to redevelopment trust fund in prior year	\$	0	(7a)
7b.	Prior year operating millage levy from Form DR-420, Line 10	0.0000	per \$1,000	(7b)
7c.	Taxes levied on prior year tax increment value <i>(Line 5 multiplied by Line 7b, divided by 1,000)</i>	\$	0	(7c)
7d.	Prior year payment as proportion of taxes levied on increment value <i>(Line 7a divided by Line 7c, multiplied by 100)</i>		0.00 %	(7d)
7e.	Dedicated increment value <i>(Line 3 multiplied by the percentage on Line 7d)</i> <i>If value is zero or less than zero, then enter zero on Line 7e</i>	\$	0	(7e)

<b>S I G  N   H E R E</b>	<b>Taxing Authority Certification</b>		I certify the calculations, millages and rates are correct to the best of my knowledge.	
	Signature of Chief Administrative Officer :		Date :	
	Electronically Certified By Taxing Authority		7/22/2021 3:33 PM	
	Title : JONATHAN EVANS, CITY MANAGER		Contact Name and Contact Title : NYDIA REYNOLDS, ASST FINANCE DIRECTOR	
	Mailing Address : 600 W BLUE HERON BLVD		Physical Address : 600 WEST BLUE HERON BLVD	
	City, State, Zip : RIVIERA BEACH, FLORIDA 33404		Phone Number : 561/845-4040	Fax Number : 561/845-8843



## TAX INCREMENT ADJUSTMENT WORKSHEET INSTRUCTIONS

Property appraisers must complete and sign Section I of this worksheet and provide it with form DR-420, *Certification of Taxable Value*, to all taxing authorities who make payments to a redevelopment trust fund under:

- s. 163.387(2)(a), Florida Statutes, or
- An ordinance, resolution, or agreement to fund a project or to finance essential infrastructure.

“Tax increment value” is the cumulative increase in taxable value from the base year to the current year within the defined geographic area. It is used to determine the payment to a redevelopment trust fund under:

- s. 163.387(1), F.S. or
- An ordinance, resolution, or agreement to fund a project or finance essential infrastructure. In this case, the taxing authority must certify the boundaries and beginning date to the property appraiser.

“Dedicated increment value” is the portion of the tax increment value used to determine the payment to the redevelopment trust fund. (See s. 200.001(8)(h), F.S.) Calculate the dedicated increment value on this form and enter on either Line 6b or Line 7e.

“Specific proportion,” used to determine whether to complete Line 6 or Line 7, refers to the calculation of the tax increment payment. Examples:

- Example 1.  
Section 163.387(1), F.S., states the payment made by the taxing authority should equal 95% of the millage levied times the tax increment value. The specific proportion in this case is 95%. The ordinance providing for the payment may set a percentage lower than 95%. In these cases, the lower percentage would be the specific proportion.
- Example 2.  
Some required tax increment payments are not directly related to the tax increment value. A constant dollar payment is a payment not based on a specific proportion of the tax increment value. Line 7 converts these payments into a proportion based on the prior year's payment and tax increment value to reach the current year's dedicated increment value.

### Section I: Property Appraiser

A. Complete Section I of this form for each county, municipality, independent special district, dependent special district, and MSTU that:

- Has a tax increment value and
- Is not exempted from making payments to a community redevelopment trust fund based on tax increments (s. 163.387(2)(c), F.S.).

If a taxing authority has more than one tax increment value, they must complete a separate form for each tax increment value. Send a copy to each taxing authority with the DR-420 and keep a copy. When the taxing authority returns the completed forms, immediately send the original to:

Florida Department of Revenue  
Property Tax Oversight Program - TRIM Section  
P. O. Box 3000  
Tallahassee, Florida 32315-3000

B. Enter only tax increment values that apply to the value located within the taxing authority indicated.

### Section II: Taxing Authority

Complete Section II of the form, keep one copy, and return the original and one copy to your property appraiser with DR-420 within 35 days of certification. Send one copy to your tax collector.

### Additional Instructions for Lines 6 and 7

Complete Line 6 if the payment into the redevelopment trust fund is a specific proportion of the tax increment value.

Complete Line 7 if the payment is based on a calculation other than a specific proportion. Do not complete both Lines 6 and 7.

**CITY OF RIVIERA BEACH CITY COUNCIL**  
**AGENDA ITEM SUMMARY**

**Meeting Date:** 9/8/2021

**Agenda Category:**

---

**Subject:** ORDINANCE ON THE FIRST READING ESTABLISHING A BUDGET FOR  
THE FISCAL YEAR BEGINNING ON OCTOBER 1, 2021 AND ENDING ON  
SEPTEMBER 30, 2022

---

**Recommendation/Motion:** STAFF RECOMMENDS APPROVING ORDINANCE ON THE  
FIRST READING ESTABLISHING A BUDGET FOR THE  
FISCAL YEAR BEGINNING ON OCTOBER 1, 2021 AND  
ENDING ON SEPTEMBER 30, 2022

---

<b>Originating Dept</b>	FINANCE	<b>Costs</b>
<b>User Dept.</b>		<b>Funding Source</b>
<b>Advertised</b>	No	<b>Budget Account Number</b>
<b>Date</b>		
<b>Paper</b>		
<b>Affected Parties</b>	Not Required	

---

**Background/Summary:**

The premise of this memorandum is to seek approval from the City Council to adopt the three budget related ordinances presented on the September 8, 2021 agenda. The projected general fund revenues for FY 2022 amounts to \$85,166,896 of which \$51,472,957 or 60%, is anticipated to be derived from ad valorem taxes, contingent on the millage rate remaining at 8.4520 mills. The City collects approximately 38% of the entire tax bill levied on real and tangible property located within the City's municipal boundaries. The balance of the tax levy is distributed to other government entities such as, Palm Beach County and the Palm Beach County School District.

The FY 2022 tentative general fund budget of expenditures is \$85,166,896 which is 3.98% higher than the FY 2021 adopted budget. The millage rate of 8.4520 mills remains the same as adopted in the previous year's budget, however, a tax revenue increase is presented as taxable value within the City's municipal boundaries has increased by approximately 6.15% resulting in additional ad valorem taxes of \$2.985 million.

The proposed FY 2022 budget for the General Fund proposes an increase of 3.98% due to increases in wages as stipulated in the collective bargaining agreements and increases for goods, services and commodities. Personnel costs which include salaries and benefits total approximately \$49.862 million or 58.55% of the total general fund budget for FY 2022. For FY 2022, the Police Department is the City's largest department with budgeted expenditures of \$23.509 million and a budgeted staff complement of 179 full-time equivalent (FTE) employees. The Procurement Department is the smallest department with budgeted expenditures of \$0.749 million and a budgeted complement of 6 FTEs. Public Safety (fire and police) accounts for \$39.950 million or 46.9% of the total FY 2022 general fund budget. The FY 2022

budget includes the full funding of wages and salaries commitments as per the union contracts, full funding of health insurance benefits, and full funding to meet the required pension obligations. The City-wide FY 2022 proposed annual operating budget proposed is approximately \$145.400 million which includes the following funds:

**Governmental Funds:**

General Fund	\$ 85,166,896
Debt Service Fund	6,652,608
Major Disaster Fund	765,344

**Enterprise Funds:**

Utility Special District Operating Fund	29,300,000
Utility Special District Debt Service Fund	4,261,925
Marina Operating Fund	2,812,532
Solid Waste Collection Fund	4,302,214
Stormwater Operating Fund	3,282,031
Parking Fund	400,000

**Internal Service Funds:**

Information Technology Fund	3,326,557
General Insurance Fund	3,270,196
Fleet Services Fund	1,860,028

<b>Total Appropriation</b>	<b><u><u>\$ 145,400,331</u></u></b>
----------------------------	-------------------------------------

**Fiscal Years**

**Capital Expenditures**

**Operating Costs**

**External Revenues**

**Program Income (city)**

**In-kind Match (city)**

**Net Fiscal Impact**

**NO. Additional FTE Positions  
(cumulative)**

### **III. Review Comments**

A. Finance Department Comments:

B. Purchasing/Intergovernmental Relations/Grants Comments:

C. Department Director Review:

Contract Start Date

Contract End Date

Renewal Start Date

Renewal End Date

Number of 12 month terms this renewal

Dollar Amount

Contractor Company Name

Contractor Contact

Contractor Address

Contractor Phone Number

Contractor Email

Type of Contract

Describe

ATTACHMENTS:

File Name	Description	Upload Date	Type
Cover_Memo_for_First_Reading_of_Millage_Budget_Capital.pdf	Cover Memo for First Reading of Millage_Budget_Capital	9/3/2021	Cover Memo
Ordinance_4188_Establishing_Budget_2021-2022.docx	Ordinance 4188 Establishing Budget 2021-2022	9/3/2021	Ordinance
FY_2021-2022_PROPOSED_ANNUAL_BUDGET_2021_09_02.pdf	FY 2021-2022 PROPOSED ANNUAL BUDGET 2021 09 02	9/3/2021	Backup Material

REVIEWERS:

Department	Reviewer	Action	Date
Finance	Monroe, Luecinda	Approved	9/3/2021 - 4:02 PM



"The Best Waterfront City in Which to Live, Work And Play."

---

## CITY OF RIVIERA BEACH

---

**TO:** HON. MAYOR, CHAIRPERSON, AND CITY COUNCIL

**FROM:** JONATHAN EVANS, CITY MANAGER, MPA, MBA, ICMA-CM  
RANDY M. SHERMAN, DIRECTOR OF FINANCE & ADMINISTRATIVE SERVICES

**SUBJECT:** ADOPTION OF THE MILLAGE RATE FOR FY 2021/2022, FY 2021/2022 ANNUAL BUDGET, AND 5-YEAR CAPITAL PROJECTS PLAN FY 2021/2022 TO FY 2025/2026

**DATE:** SEPTEMBER 8, 2021

**CC:** GENERAL PUBLIC

---

**Background:**

The premise of this memorandum is to seek approval from the City Council to adopt the three budget related ordinances presented on the September 8, 2021 agenda. The projected general fund revenues for FY 2022 amounts to \$85,166,896 of which \$51,472,957 or 60%, is anticipated to be derived from ad valorem taxes, contingent on the millage rate remaining at 8.4520 mills. The City collects approximately 38% of the entire tax bill levied on real and tangible property located within the City's municipal boundaries. The balance of the tax levy is distributed to other government entities such as, Palm Beach County and the Palm Beach County School District.

The FY 2022 tentative general fund budget of expenditures is \$85,166,896 which is 3.98% higher than the FY 2021 adopted budget. The millage rate of 8.4520 mills remains the same as adopted in the previous year's budget, however, a tax revenue increase is presented as taxable value within the City's municipal boundaries has increased by approximately 6.15% resulting in additional ad valorem taxes of \$2.985 million.

The proposed FY 2022 budget for the General Fund proposes an increase of 3.98% due to increases in wages as stipulated in the collective bargaining agreements and increases for goods, services and commodities. Personnel costs which include salaries and benefits total approximately \$49.862 million or 58.55% of the total general fund budget for FY 2022. For FY 2022, the Police Department is the City's largest department with budgeted expenditures of \$23.509 million and a

budgeted staff complement of 179 full-time equivalent (FTE) employees. The Procurement Department is the smallest department with budgeted expenditures of \$0.749 million and a budgeted complement of 6 FTEs. Public Safety (fire and police) accounts for \$39.950 million or 46.9% of the total FY 2022 general fund budget. The FY 2022 budget includes the full funding of wages and salaries commitments as per the union contracts, full funding of health insurance benefits, and full funding to meet the required pension obligations.

The City-wide FY 2022 proposed annual operating budget proposed is approximately \$145.400 million which includes the following funds:

**Governmental Funds:**

General Fund	\$ 85,166,896
Debt Service Fund	6,652,608
Major Disaster Fund	765,344

**Enterprise Funds:**

Utility Special District Operating Fund	29,300,000
Utility Special District Debt Service Fund	4,261,925
Marina Operating Fund	2,812,532
Solid Waste Collection Fund	4,302,214
Stormwater Operating Fund	3,282,031
Parking Fund	400,000

**Internal Service Funds:**

Information Technology Fund	3,326,557
General Insurance Fund	3,270,196
Fleet Services Fund	1,860,028

<b>Total Appropriation</b>	<b>\$ 145,400,331</b>
----------------------------	-----------------------

**Personnel Changes:**

The following summarizes the personnel changes that are included in the FY 2022 operating budget:

**Fire**

- Add two EMS Captain positions

**Police**

- Add Communications Supervisor position
- Add Public Information Officer position
- Add Crime Analyst position
- Add Police Technician Specialist position
- Add 10 Reserve Officers (5 FTEs)





## **Public Works**

- Add Operations Manager position
- Upgrade Staff Assistant position to Senior Staff Assistant position
- Downgrade Office Manager to Executive Staff Assistant

## **Development Services**

- Unfund Code Compliance Community Inspector position(vacant)
- Transfer in 2 Business Tax Receipt Specialist positions from Finance Department
- Transfer in GIS/CADD Technician position from Information Technology Department

## **Information Technology**

- Add Network Administrator position
- Add Tyler/Security Specialist position
- Transfer out GIS/CADD Technician position to Development Services Department

## **Finance and Administrative Services**

- Add Customer Service Representative position
- Add Executive Assistant position
- Unfund Senior Staff Assistant position (vacant)
- Transfer out 2 Business Tax Receipt Specialist positions to Development Services

## **City Administration**

- Add Public Information Officer position
- Unfund Marketing Specialist position (vacant)
- Unfund Multimedia Communication Specialist position(vacant)

## **Utility Special District:**

- Add Backflow Technician position
- Add Chief Mechanic position
- Add Compliance Technician position
- Add two Laboratory Technician positions
- Reclassify Compliance and Safety Officer to Compliance Manager
- Unfund Maintenance Worker position
- Unfund Senior Equipment Operator position
- Unfund Senior Office Assistant position
- Unfund two Water Plant Operator positions

## **Stormwater**

- Unfund Stormwater Manager position



### **Capital Projects:**

The City-wide Five-Year Capital Projects Plan for FY 2022 through FY 2026 is estimated at \$173.211 million, which includes \$78.880 million for general government projects and \$94.331 million for USD, Stormwater, and Marina. The FY 2022 capital budget amounts to \$59.036 which includes \$33.081 million for general government and \$25.956 million for enterprise projects. Approximately \$55.697 million is allocated to completing projects, which were started in previous years' budgets with \$7.020 million for general government and enterprise funds totaling \$48.678 million. Included in the Five-Year Capital Projects Plan is approximately \$155.111 million for additional debt issuance, grants or public private partnerships, which are necessary to ensure construction of the infrastructure and capital projects disclosed in the Five-Year Capital Projects Plan for FY 2022 through FY 2026.

### **City Goals:**

The City-wide goal is to Strengthen Government Stewardship.

### **Fiscal/Budget Impact:**

Not applicable

### **Recommendation:**

Staff recommends that the City Council adopts the millage rate of 8.4520 for FY 2021/2022, the FY 2021/2022 Annual Budget, and the Five-Year Capital Projects Plan for FY 2021/2022 through FY 2025/2026.

### **Attachments:**

1. Ordinance Number 4187
2. Ordinance Number 4188
3. Ordinance Number 4189

## **ORDINANCE NO. 4188**

### **AN ORDINANCE OF THE CITY OF RIVIERA BEACH, PALM BEACH COUNTY, FLORIDA, MAKING APPROPRIATIONS AND ESTABLISHING A BUDGET FOR THE FISCAL YEAR BEGINNING ON OCTOBER 1, 2021 AND ENDING ON SEPTEMBER 30, 2022; PROVIDING A SEVERABILITY CLAUSE; AND PROVIDING FOR AN EFFECTIVE DATE.**

**WHEREAS**, the City Manager has prepared and submitted to the City Council a Budget Estimate of the expenditures and revenues of all City departments, divisions, and offices for the fiscal year beginning on October 1, 2021 and ending on September 30, 2022; and

**WHEREAS**, the City Council has held budget workshop sessions to ascertain the amount of money that must be raised to conduct the affairs of the City for Fiscal Year 2021/2022, so that the business of the City may be conducted with a balanced budget and on sound business principles; and

**WHEREAS**, it has been determined that the amount necessary to be raised by ad valorem taxes and other taxes upon all of the property, real and personal, within the corporate limits of the City of Riviera Beach will be sufficient to run the operations of the City.

**NOW, THEREFORE, BE IT HEREBY ORDAINED BY THE CITY COUNCIL OF THE CITY OF RIVIERA BEACH, PALM BEACH COUNTY, FLORIDA as follows:**

**SECTION 1:** The attached schedule shows the appropriations made for the municipal operations of the City of Riviera Beach, Florida for Fiscal Year 2021/2022.

**SECTION 2:** That the appropriations shown in the attached schedule are made based on the anticipated sources of revenues for the City for the Fiscal Year 2021/2022.

**SECTION 3:** This ordinance is an ordinance of precedence and all other ordinances in conflict with it are held null and void insofar as they pertain to these appropriations. The appropriations are the anticipated expenditure requirements for the City, but are not mandatory should efficient administration of City departments, divisions and offices or altered economic conditions indicate that a curtailment in certain expenditures is necessary or desirable for the general welfare of the City.

**SECTION 4:** The City Manager is directed to prepare and file, with the City Clerk, a statement of the estimated revenues and expenditures for the Fiscal Year 2021/2022, which shall be entitled "Annual Budget of the City of Riviera Beach, Fiscal Year October 1, 2021 through September 30, 2022.

**ORDINANCE NO. 4188**  
**PAGE 2 OF 4**

**SECTION 5:** The Finance and Administrative Services Director is authorized to increase these appropriations by amounts representing encumbrances properly budgeted for, and carried over from Fiscal Year 2021/2022.

**SECTION 6:** The City Manager is hereby authorized to invite or advertise for bids for the purchase of any material, equipment, or service provided by the budget for which formal bidding is required; such bids to be returnable to the City Council or City Manager in accordance with Charter or Code provisions.

**SECTION 7:** If any word, phrase, clause, subsection or section of this ordinance is for any reason held unconstitutional or invalid, the invalidity thereof shall not affect the validity of any remaining portion of this ordinance.

**SECTION 8:** The Budget for Fiscal Year 2021/2022 Budget is adopted upon approval by the City Council.

**SECTION 9:** This ordinance shall be effective October 1, 2020 and shall not be delivered to the Municipal Code Corporation for inclusion in the Code Book.

**ORDINANCE NO. 4188**  
**PAGE 3 OF 4**

**PASSED AND APPROVED** on the first reading this \_\_\_\_\_ day 2021.

**PASSED AND ADOPTED** on second and final reading this \_\_\_\_\_ day of 2021.

**APPROVED:**

\_\_\_\_\_  
**RONNIE L. FELDER**  
**MAYOR**

\_\_\_\_\_  
**SHIRLEY D. LANIER**  
**CHAIRPERSON**

**ATTEST:**

\_\_\_\_\_  
**KASHAMBA MILLER-ANDERSON**  
**CHAIR PRO TEM**

\_\_\_\_\_  
**CLAUDENE L. ANTHONY,**  
**CERTIFIED MUNICIPAL CLERK**  
**CITY CLERK**

\_\_\_\_\_  
**TRADRICK MCCOY**  
**COUNCILPERSON**

\_\_\_\_\_  
**JULIA A. BOTEL, Ed.D.**  
**COUNCILPERSON**

\_\_\_\_\_  
**DOUGLAS A. LAWSON**  
**COUNCILPERSON**



**ORDINANCE NO. \_\_\_\_\_**  
**PAGE 4 OF 4**

**1<sup>ST</sup> READING**

**MOTIONED BY: \_\_\_\_\_**

**SECONDED BY: \_\_\_\_\_**

**T. MCCOY \_\_\_\_\_**

**K. MILLER-ANDERSON \_\_\_\_\_**

**S. LANIER \_\_\_\_\_**

**J. BOTEL \_\_\_\_\_**

**D. LAWSON \_\_\_\_\_**

**2<sup>ND</sup> & FINAL READING**

**MOTIONED BY: \_\_\_\_\_**

**SECONDED BY: \_\_\_\_\_**

**T. MCCOY \_\_\_\_\_**

**K. MILLER-ANDERSON \_\_\_\_\_**

**T S. LANIER \_\_\_\_\_**

**J. BOTEL \_\_\_\_\_**

**D. LAWSON \_\_\_\_\_**

**REVIEWED AS TO LEGAL SUFFICIENCY**

\_\_\_\_\_  
**DAWN S. WYNN, CITY ATTORNEY**

**DATE: \_\_\_\_\_**



City of Riviera Beach, Florida

# Proposed ANNUAL BUDGET



For Fiscal Year October 1, 2021 through September 30, 2022





# **CITY OF RIVIERA BEACH, FLORIDA**

## **PROPOSED ANNUAL BUDGET**

**For the Fiscal Year 2021/2022**

---



## Table of Contents

Mission, Vision, and Values	1
Goals	2
City Manager’s Budget Transmittal Memorandum	6
Proposed Annual Budget – General Fund	12
Proposed Annual Budget – Debt Service Fund	56
Proposed Annual Budget – Major Disaster	57
Proposed Annual Budget – Utility Special District	58
Proposed Annual Budget – Marina Fund	64
Proposed Annual Budget – Solid Waste Collection Fund	65
Proposed Annual Budget – Stormwater Fund	66
Proposed Annual Budget – Parking Fund	67
Proposed Annual Budget – Information Technology Fund	68
Proposed Annual Budget – General Insurance Fund	69
Proposed Annual Budget – Fleet Services Fund	70



# Mission, Vision, and Values

## Our Mission

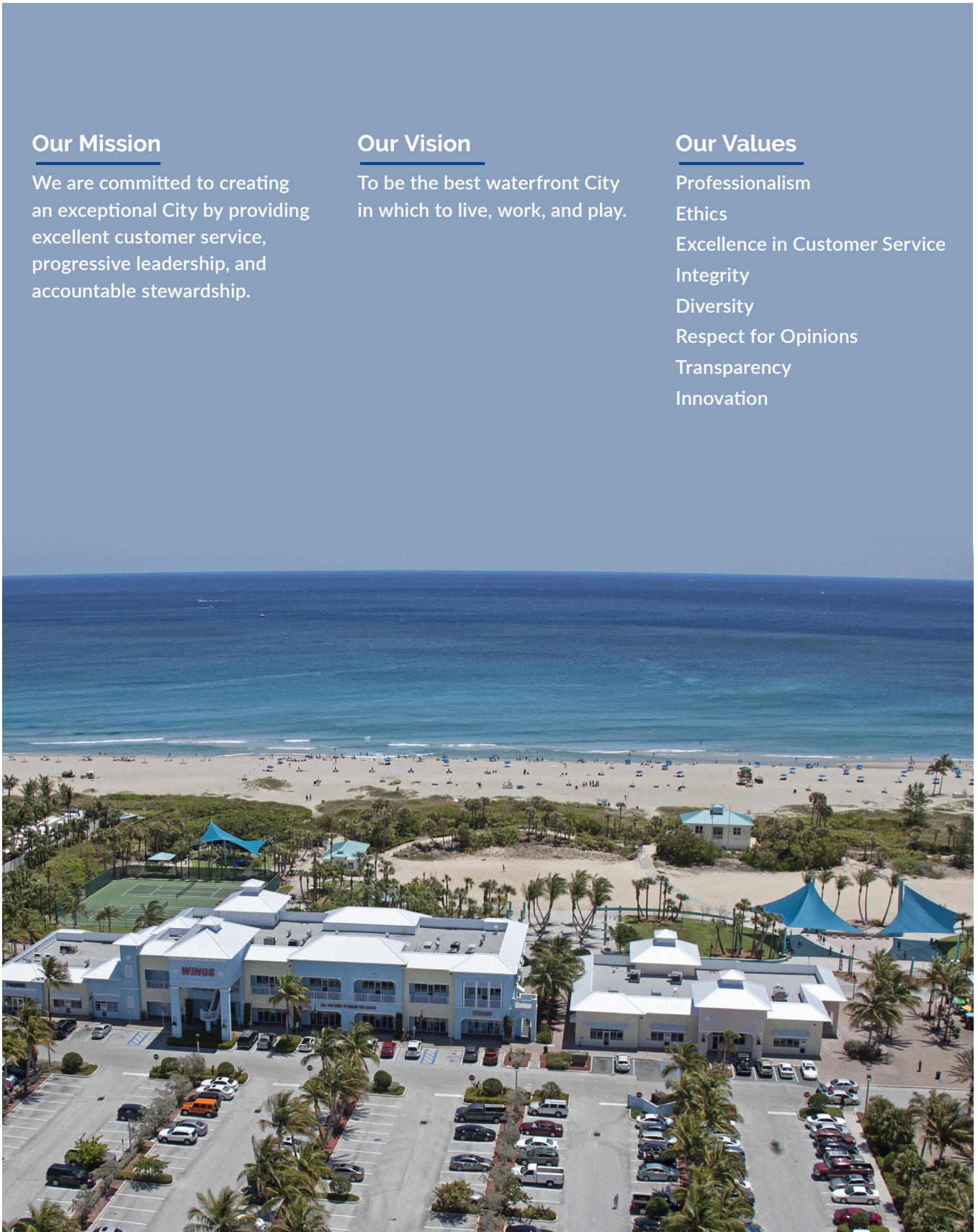
We are committed to creating an exceptional City by providing excellent customer service, progressive leadership, and accountable stewardship.

## Our Vision

To be the best waterfront City in which to live, work, and play.

## Our Values

Professionalism  
Ethics  
Excellence in Customer Service  
Integrity  
Diversity  
Respect for Opinions  
Transparency  
Innovation



## Goals



### GOAL #1: ACHIEVE A PROSPEROUS, RESILIENT, AND SUSTAINABLE ECONOMY

#### Objectives

1. Create and promote a new brand and image for the City through a City designed media strategy and plan of action which presents a “renewed sense of community” and leadership, for presentation to the local public and the public at large.
  - Develop content and public information campaigns, press releases, special interest and community news stories, and other features and formats including RBTv, website, newsletters, social media marketing, and news articles.
  - Target multiple audiences such as residents, employees, businesses, tourists and visitors as well as other municipal, county, state, regional, national, public, private sector publications, and news sources, such as *South Florida Business Journal*, *Florida Trend*, and the Florida League of Cities *Quality Cities*.
2. Continue to leverage existing natural and geographic assets and locations such as the Atlantic Ocean and beaches, MacArthur State Park, Lake Worth Lagoon (Intracoastal Waterway), the City Marina, Peanut Island, Riviera Beach’s Singer Island, and Port of Palm Beach.
3. Broaden the industrial base with diversification initiatives by targeting the logistics (manufacturing and distribution) and emerging clusters in order to build on the City’s unique assets and competitive strengths such as the Port of Palm Beach, daily Rail-to-Ferry access, industrial park, and close proximity to Interstate 95 which provide stability during downturns that may disproportionately impact any single cluster or industry.
4. Develop and attract new economically sustainable development which fosters environmental quality, creates vibrancy, and creates a unique sense of place for the City, downtown and other venues of the City to include:
  - Combination of public sector and private sector facilities, services and amenities.
  - Development of a new City Hall complex and other City facilities.
  - Creation of arts, culture, entertainment, and retail venues and amenities, such as restaurants, bowling alleys, movie theater for local residents and families.

## Goals

- A natural and built environment to attract new industries such as film and television.
  - Clean, green, and beautify industrial zones, port vistas and perimeters, and gateways to remove visual blight and beautify the City.
  - Develop quality hotels.
  - Explore creating connections with Peanut Island for eco-tourism and other unique lodging, recreation and retail outlets.
  - Develop a diversity of recreational offerings to both attract tourists and serve the local residents and community to include:
    - » Regional sporting events such as beach polo, volleyball, triathlon, fishing, sailing, kayaking, and diving.
    - » Local sports and athletic leagues for resident youth and families.
  - Expand transportation and market to business and industry the different modes of transport within or in proximity to the City, such as railway, waterway, airway, and ground.
  - Expedite the permit, preliminary zoning and business tax receipts processing.
  - Create and develop workforce and career liaison for residents of the City through collaborative partnerships for training, apprenticeships, internships with business, community and regional partners, such as the Palm Beach County School Board, Palm Beach State College, Port of Palm Beach and private enterprises to create opportunities and outcomes for residents' skills upgrade, credentialing and ultimately job placement.
5. Employ safe development practices in business districts and surrounding neighborhoods by locating structures outside of floodplains, preserving natural lands that act as buffers from storms, and protecting downtowns and other existing development from the impacts of extreme weather.
6. Create a Business Development Ombudsman who will focus on the following:
- » Development of local business.
  - » Enhance equitable contracting opportunities with and within the City.
  - » Market to attract new businesses and major employers to the City.
7. Develop zoning and design standards.



### **GOAL #2: BUILD GREAT NEIGHBORHOODS**

#### Objectives:

1. Provide for a diversity of market rate, workforce, and affordable housing by:
- Protecting the current residents from displacement and gentrification through creative and collaborative housing solutions.
  - Working with mission driven non-profits, such as Community Development Commissions (CDCs), Community Housing Development Organizations (CHDOs), Community Development Financial Institutions (CDFIs), and Community Land Trusts (CLTs) to design and provide long-term options for low and middle-income families.
  - Developing programs to reduce foreclosures and the loss of generational homestead properties.
2. Create aesthetic improvements with focus on most vulnerable communities by:
- Providing resources and incentives for low-income residents to be code compliant.
  - Enforcing code compliance and nuisance abatement for absentee property owners and neighborhood commercial establishments.

## Goals

3. Create comprehensive and holistic opportunities for residents, youth, seniors, families, and ultimately, neighborhoods to prosper and thrive by:
  - Researching and developing grant applications to Federal, State, and philanthropic sources to provide for health and wellness initiatives, improve educational systems, eliminate food deserts, cultivate and promote community-based arts and culture.
4. Create Police Athletic / Activities League to engage youth in a variety of crime prevention and youth development programs including sports, mentoring, and law enforcement initiatives, which build bonds between youth and the police together in a positive environment that promotes trust and respect for each other. The mission of the National Police Athletic League (PAL) and its member chapters work to prevent juvenile crime and violence by building the bond between police officers and children.



### GOAL #3: ACCELERATE OPERATIONAL EXCELLENCE

#### Objectives

1. Fill essential positions with qualified, credentialed, and committed staff to move the City's vision forward.
2. Update and create standard operating procedures to achieve consistency in the management and implementation of departmental operations.
3. Create a customer service culture which is responsive and solution focused ("can do").
4. Streamline development review process.
5. Coordinate with the CRA to move the City's vision forward.
6. Create an information technology plan to address:
  - Enterprise information management to include auditing, risk management, records retention, metadata standardization, storage, Freedom of Information Act (FOIA), and to eliminate silos that are unable to operate with any other system.
  - Geographic Information Systems (GIS) that link with municipal business licenses, tax information, and other business establishment databases and to also facilitate rapid post-incident impact assessments.
  - Enterprise information security and cybersecurity to align with the City's risks and requirements.
  - Culture of security within the organization.
  - Information technology service management by adjusting the information technology structure and staffing for effective and efficient integration throughout all departments to enhance and safeguard operations.
  - Future costs to secure the City's operational infrastructure and safety.
  - Business and customer service features and processes for online permitting and smart water meters.



### GOAL #4: ENHANCE GOVERNMENT STEWARDSHIP AND ACCOUNTABILITY

#### Objectives

1. Adopt policies for the implementation of practices in transparency, reporting, and auditing to deliver effective accountability.
2. Ensure robust internal controls to manage risks and performance and to achieve strong public financial management.
3. Develop an annual budget to reflect a healthy financial position, which adequately services and maintains the City's capital assets, such as fleet, facilities, and equipment.



## Goals

4. Develop strategic and financial plans to upgrade aging infrastructure such as facilities, roads, utilities, and bridges.
5. Develop and update the City's Capital Improvement Plan to include the use of the one-cent infrastructure sales surtax capital projects.
6. Revise and update the City's Comprehensive Plan.
7. Develop and implement a Master Utility Plan.
  - Review and consider annexation of utility service areas.
  - Conduct a utility assessment plan.
8. Create an Economic Development Plan.
9. Enhance transparency through technology.
  - Revamp and develop website to maximize public access to information such as public records requests, permitting, business tax receipt applications, utility payments, and receive and respond to citizen requests and complaints.
10. Adopt strategic planning as a tool for ongoing critical assessment of goal attainment to achieve *Riviera Beach 2030*.



### **GOAL #5: STRENGTHEN COMMUNITY ENGAGEMENT AND EMPOWERMENT** Objectives

1. Engage citizens through a variety of community information sessions and citizen input formats to create a quality of life plan for *Riviera Beach 2030* to include:
  - Charrettes, strategic planning workshops, town hall meetings, and summits.
  - Surveys, focus groups, and roundtables.
2. Educate and inform citizens and stakeholders to include businesses and non-profit organizations about environmental issues, conservation, recycling, and sustainable "best practices" to protect and further enhance the natural environment.
3. Create opportunities for learning and participation in government through leadership academy, board and committee appointments, and various citizen advisory boards.
4. Connect citizens and residents with opportunities for career building certifications and degrees via partnership with Palm Beach State College and other institutions.
5. Define, refine, and reactivate the partnership with the Palm Beach County School District, reactivate the Riviera Beach Education Advisory Committee, create a Riviera Beach Education Foundation, continue and enhance the Riviera Beach Pre-K Collaborative, and develop and initiate an Adopt-A-School project for the Mayor and Council.
6. Develop partnerships and organize social service agencies, religious organizations, neighborhood associations, hospitals, and health organizations to include the Veteran Administration hospital to connect residents to comprehensive and coordinated services and resources.
7. Ensure leadership and staff are knowledgeable and adequately trained to deliver work and services of the highest professional and ethical standards, including but not limited to, conflict resolution and conflict management training, racial equity and diversity training, and cultural competency practice and training.

The Strategic Plan will result in the implementation comprising specific actions, timelines, performance measurements, tracking of progress, and reporting mechanism. With the implementation of the Strategic Plan, staff will work towards improvement and ensure alignment to the City's values and goals.





**City of Riviera Beach, Florida**

1481 W. 15<sup>th</sup> Street, Suite 238

Web: [www.rivierabeach.org](http://www.rivierabeach.org)

Office: 561-845-4000

Email: [Jevans@rivierabeach.org](mailto:Jevans@rivierabeach.org)

Twitter: @JonathanEvans\_

September 3, 2021

Honorable Mayor Ronnie Felder  
Honorable Chairwoman, Shirley Lanier  
Honorable Chair Pro Tem, KaShamba Miller-Anderson  
Honorable Councilmember, Julia A. Botel, Ed. D  
Honorable Councilmember, Tradrick McCoy  
Honorable Councilmember, Douglas Lawson

Dear Honorable Mayor, Chairwoman, and City Councilmembers:

**Subject: Tentative Annual Operating Budget for Fiscal Year 2021/2022**

Pursuant to the Charter and the duties of the City Manager to provide the elected officials with a balanced responsive budget based on legislative direction by the City Council. FY 2021/2022 will undoubtedly be very challenging, not because of the fiscal strength or condition of the agency, but as a result of the novel coronavirus that continues to impact the way in which we operate an efficient and effective local government. For every decision before us, we must consider the novel coronavirus as we look to the future for the City of Riviera Beach ("City"). Despite the pandemic, economic conditions have continued to improve and forward momentum is predicated on the desirability of living, working and playing in the great state of Florida.

The State has seen significant investments in real estate and economic conditions have improved as a result of Florida's supportability, weather, and favorable economic conditions, all of which bolstered continued growth in Palm Beach County. The City of Riviera Beach has seen its taxable value increase to approximately \$6.1 billion, a growth of approximately 6% over last year's taxable value.

The FY 2021/2022 budget is balanced based on the millage rate of 8.4520 mills, which is approximately \$8.45 per \$1,000. If the budget is adopted, the City stands to generate approximately \$53,708,376 ad valorem revenue in order to fund government. The FY 2021/2022 budget is balanced with a general fund of \$85,166,896 and overall operating budget of \$145,400,331.

"The Best Waterfront City in Which to Live, Work And Play."



However, one of the largest impediments impacting our community is the continual perpetuation of investment property acquisition and the decline of owner-occupied dwellings. This trend significantly destabilizes neighborhoods because of the transient nature of tenants versus homestead properties, which provide greater stability and “sweat,” equity toward ensuring great neighborhoods. As a result of this increasing trend, this budget has appropriated \$1 million to facilitate attainable workforce housing as directed by the City Council. This funding will strengthen neighborhoods, which is a subset of the *Riviera Beach 2030* goals. Furthermore, the City will utilize these funds to leverage additional partnerships throughout the county and state with the intent of rotating in another million dollars to move forward with the most aggressive neighborhood stabilization program in a decade.

Even though economic conditions are trending upward because of the continued influx of people to the state, the cost of government continues to rise exponentially. As a result of the pandemic, we have witnessed construction costs increase almost 39% since FY 2019. Some commodities such as steel are almost unattainable because of the supply chain challenges as demand exceeds production. All these factors are taken into consideration when looking at how to continue moving major initiatives forward as directed by the Board. This budget proposes modest increases associated with the staffing complement. The City of Riviera Beach has approximately 530 full-time equivalent (FTE) employees for FY 2020/2021. The staff is proposing an increase of 12 FTEs in the proposed budget. The increase is based on operational needs versus request mainly for the City’s public safety operations. Operational efficiencies will be reviewed critically during FY 2022 as we seek to optimize performance while minimizing spending.

As we look to address some of the challenges in the community, we must stay conscientious of the overall fiscal burden placed upon residents, taxpayers, ratepayers, and end users. We must look to facilitate optimal performance to drive results. Furthermore, we are looking at a three-pronged approach to address some of the fiscal challenges on the horizon: looking for additional revenues and revenue maximization, revenue optimization, and spending cuts. We are confident that if we are able to proceed in such a fashion, we can reduce our agency’s funding fees in subsequent years. Overall, the departments requested an approximate 4% holistic increase to provide municipal services for FY 2021/2022. However, three components are critical to loosen the aggressive capital construction plans going forward. As we look to the horizon, the City must move forward with aggressive plans to address failing infrastructure. Facilities that are currently operational are functionally obsolete and do not provide positive conditions for service in the 21st century. We know that to accommodate the growing demands of your constituents, we must have facilities that perform. Our existing facilities such as City Hall, all four fire stations, and the police department – most of all, the water treatment plant – are woefully inadequate for the level of service demanded by this community.

As a result of these facilities’ condition, we have established a program referred to as “Reimagine Riviera Beach,” a grassroots initiative intended to garner community feedback and public sentiment about an aggressive capital construction plan for multiple City facilities throughout the community. However, to fund their construction, revenues must be adjusted accordingly. Otherwise, the City will not be able to move forward on constructing any facilities.



## CAPITAL

I believe it is important to note the significant accomplishment that has occurred as a result of staff efforts and with the City Council's support. The City was able to bring forth its largest municipal facility in a generation. The new Riviera Beach Public Library and Emerging Community Center is one of the largest City facilities within the City's inventory. The state-of-the-art facility will provide multiple opportunities for the community at large to peek into the vision we have for our community. From our small business café incubator to our science, technology, engineering and math lab, we are proud of the over \$4 million investment the Board has made to reimagine the opportunities within our community. Additionally, that multimillion-dollar investment is catty-corner to what will be one of the most iconic structures in the City with the construction of a brand-new modern fire station. The City has not been able to accomplish this in 50 years. We are enthusiastic about these accomplishments and look forward to two subsequent opportunities on the horizon. There is no doubt that the City is moving forward with an aggressive Reimagine Riviera Beach Capital Project campaign intended to address deficiencies in existing City facilities.

The City is anticipated to commence construction on two new fire stations. The first, Fire Station 88, will be on the corner of Congress Avenue and Blue Heron Boulevard. The other, Fire Station 86, will be placed on property on Singer Island. These two important facilities will be instrumental in providing fire services, in the 21st century, and improving living conditions for first responders. Currently, Fire Station 88 is in a temporary facility at the City's public works campus and is using modular trailers to accommodate personnel. Fire Station 86 continues to have critical failures that may result in the station having no other choice but to temporarily relocate to another facility. Unfortunately, most of the City's critical infrastructure has not been addressed for 40 to 50 years, and critical failures are imminent.

To facilitate an aggressive public safety facility reconstruction plan, the City has issued bonds of approximately \$36.671 million to construct Fire Stations 86 and 88. Staff will continue to have discussions with the Council, and believe the fire assessment fee that is levied in other municipalities would be the ideal funding mechanism to facilitate capital investments in the fire service. We project that the City can generate anywhere between \$2.7 and \$3 million annually this way. The repayment vehicle will be sufficient to carry the debt issuance and assist in funding fire suppression services. This additional revenue would have to be based on a rational nexus that allows the City to levy a fee associated with fire suppression services whereby the property owner derives a special benefit associated with services. Currently, the City of Riviera Beach runs a total of 15,000 calls per year. However, out of the total budget, only \$13.9 million is associated with fire suppression services. In order to fund capital construction to continue making sizable improvements in fire suppression services, it is necessary to find an alternative revenue stream. Staff is hopeful that in subsequent budget processes, the Council will look to levy a fee of approximately 25% of the allowable fee to provide the necessary fiscal resources to address facility contractions in the next year.



The Utility Special District (USD) is an important element of the overall Reimagine Riviera Beach program, and is arguably the most important service the City provides. The existing facilities were constructed in 1958, and have not seen noticeable upgrades until the \$13 million invested in them during FY 2020/2021. In collaboration with the City, the USD expects for an aggressive timeline to deliver a new water treatment plant in 36 months versus the traditional design, bid and build program. The District has chosen to proceed with a design and has chosen a financing option that looks to bring the facility to market substantially quicker than the conventional construction process. However, the existing revenue structure does not support the construction of a new water treatment plant without rate increases. Acquisition of capital to the tune of approximately \$100 million to \$150 million is required.

To achieve this, the USD will have to modify its rate structure to accommodate the issuance of debt, whether it is a lease payment or other debt issuance. The City expects to receive \$17.762 million through the American Rescue Plan Act of 2021 (ARPA). City Staff has modified the existing capital improvements plan to ensure that all \$17.762 million is dedicated to the reconstruction of a new water treatment plant in our public works campus. Furthermore, research on additional funding opportunities and grants will be made available over the next year by the federal government with the impetus of reducing the capital burden on ratepayers for the new water treatment plant.

Assuming rate modifications can go into effect the second or third quarter of next year, the District will be positioned ideally to absorb the cost of constructing a new water treatment plant. If things progress as projected, preconstruction activities should commence on the site within the first quarter of FY 2022.

The City has hosted four community charrettes related to construction of a new City Hall campus. The sessions were very fruitful, and provided substantial feedback for staff on relocating City Hall. We anticipate having additional conversations with members of the community to ensure there is communication support and excitement about the potential relocation of City Hall to the Broadway corridor. That direction was the product of the community charrette meetings: members of the community felt that the optimal location would be placing the City Hall campus on the property located at W. 23<sup>rd</sup> and W. 22<sup>nd</sup>, as it would be a major economic driver of redevelopment for the surrounding area. Additionally, a major municipal facility within that corridor will serve as a substantial improvement and an economic catalyst for the redeveloping Avenue E. In collaboration with the CRA, the City would look to the private sector to assist in funding and building a \$60 million municipal facility. It is anticipated that this facility would centralize City services, as opposed to the present scattered model. As part of this process, the City would look to engage the private sector in a public-private partnership. We would consider leveraging the property as an asset and grant additional development rights to build a favorable arrangement between the City, CRA and the private sector. Based on the community's input, we look to bring forward a solicitation document within the coming months. Moving forward aggressively, we will attempt to break ground on September 29, 2022, the City's Centennial Birthday.





## **EQUALITY**

The City of Riviera Beach and the CRA continue to work collaboratively to promote equity in our community's redevelopment. The City continues to pursue elements related to the disparity study to create opportunities for local, minority and small business participation. It has been a goal of both agencies to afford economic opportunities to the residents, business owners, and corporate entities that live, work and invest in the overall quality of life enjoyed in Riviera Beach. To encourage more targeted economic investment, it is critical that we continue supporting the disparity study and make microloans available for small business startups within the City. The City must also develop a robust community benefits program that builds a relationship with developers and employers. The community benefits program's sole purpose would be advancing the narrative related to job creation and employment opportunities for Riviera Beach residents. Over the next couple of months, this forward-thinking, progressive movement will look to change the narrative and drive more accountability for private-sector entities with the goal of raising per capita income within the municipal boundaries of the City of Riviera Beach. Furthermore, as part of this initiative, staff will examine accountability matrixes that will track employment gains and private-sector investment to move the proverbial needle: the City of Riviera Beach can work to allow its residents to at least meet the state average for per capita income. Targeting per capita income for Palm Beach County will be the ultimate goal of the program. The City will also revamp procurement policies and procedures to ensure a level and equitable playing field for all individuals interested in conducting business with both agencies.

## **PERSONNEL**

By far the City's most precious and valuable resource, every success or accomplishment is attributable to the dynamic workforce the agency possesses. However, we face substantial challenges regarding compensation for supervisors, managers and departmental directors. Under the favorable employment agreements that have been proffered and executed, 75% of labor union employees receive annual increases of 10% to 15%. However, supervisors, managers and departmental directors receive only 3% increases. Thus, we have compounded salary inequities to the point that in certain departments, line-level personnel make close to or more than some long-term tenured managers.

The City has, in fact, commissioned a review of the compensation classification study that was conducted in 2019 and will look to bring forward a compensation strategy that creates parity among the management group during FY 2022.

Additionally, it has become profoundly more challenging to recruit and retain dynamic individuals to fill these positions because of the competitive nature of the market. Currently, it is very easy for a dynamic candidate to receive multiple offers within a short amount of time because of the significant demand within the workforce. Furthermore, agencies are being more creative with modified work schedules, telecommuting policies and the like, which makes attracting someone to municipal government that much more challenging. The coronavirus has also caused many people to retire early, leaving critical vacancies unfilled in many agencies. Attracting, recruiting and retaining 21<sup>st</sup>-century employees has become inherently more challenging. Nonetheless, we believe that we have a pathway that will create parity for all employee units.






## **CONCLUSION**

In conclusion, please accept the enclosed proposed budget for FY 2021/2022.

Respectfully Submitted,



Jonathan E. Evans, MPA, MBA, ICMA-CM  
City Manager, Riviera Beach



**City of Riviera Beach**  
**Proposed Annual Budget Summary**  
**October 1, 2021 to September 30, 2022**

**GENERAL FUND**

**REVENUES :**

ACCOUNT DESCRIPTION	FY 2022 TENTATIVE BUDGET	FY 2021 ADOPTED BUDGET	FYTD 2021 ACTUAL	FY 2020 ADOPTED BUDGET	FY 2020 ACTUAL
AD VALOREM TAXES	51,022,957	48,038,850	47,237,351	45,305,402	45,365,468
AD VALOREM TAXES - DELINQUENT	450,000	450,000	72,476	450,000	306,582
FIRST LOCAL OPTION TAX	514,618	490,118	456,053	550,106	497,260
UTILITY SERVICE TAX - ELECTRICITY	3,675,000	3,600,000	2,390,322	3,488,525	3,615,637
UTILITY SERVICE TAX - WATER	1,375,000	1,375,000	1,062,643	1,325,842	1,250,081
UTILITY SERVICE TAX - GAS	160,000	160,000	116,505	178,789	133,680
COMMUNICATION SERVICES TAX	1,035,948	1,019,103	602,923	1,075,252	1,065,266
LOCAL BUS TAX	1,625,000	1,596,500	316,034	1,496,514	1,611,608
BUILDING PERMITS	2,750,000	1,900,000	2,632,156	1,421,290	3,114,911
FRANCHISE FEE - ELECTRICITY	3,154,225	3,154,225	1,456,836	3,062,355	2,664,724
FRANCHISE FEE - GAS	25,000	25,000	42,485	22,341	30,321
IMPACT FEES - CTY ROADS	9,800	9,800	71,750	9,800	51,004
IMPACT FEES - CITY ROADS	1,500	1,500	4,713	1,614	4,150
RADON GAS FEE	25,000	25,000	5,004	10,000	24,424
BUILDING INSPECTIONS	165,000	142,500	178,260	140,904	204,193
STATE GRANT - OTHER	119,450	119,450	193,662	119,450	188,558
STATE REVENUE SHARING	1,249,555	1,125,712	715,929	1,225,556	1,114,210
MOBILE HOME LICENSES	4,790	4,790	10,788	5,000	9,340
ALCOHOLIC LICENSE TAX	19,000	19,000	16,360	18,692	23,456
LOCAL GOVT HALF CENT SALES TAX	2,916,145	2,727,692	2,055,942	2,691,083	2,660,804
FIREFIGHTER SUPPLEMENTAL COMPENSATIO	25,000	16,247	16,082	16,247	23,545
STATE REVENUE SHARING-GAS TAX	-	33,010	-	33,010	28
LOCAL GRANT - PUBLIC SAFETY	422,790	422,790	344,109	422,790	334,086
PAYMENTS IN LIEU OF TAXES	1,926,736	1,934,786	1,934,786	1,828,938	1,828,871
ADMINISTRATIVE SERVICE FEES	7,379,931	7,881,444	7,937,944	7,820,569	7,755,569
ELECTION FEES	2,000	2,000	5,881	2,000	-
SERVICE CHARGE - LAW ENFORCEMENT	463,194	638,194	88,880	310,567	147,796
SERVICE CHARGE - FIRE PROTECTION	2,015,204	2,480,750	996,812	1,727,774	1,300,382
SERVICE CHARGE - OTHER PHYSICAL ENVIROM	-	-	28,732	-	79,696
SERVICE CHARGE - LIBRARY	2,000	2,000	-	3,844	5,113
SERVICE CHARGE - PARKS & RECREATION	133,200	133,200	16,625	277,084	67,727
FORECLOSURE REGISTRATION FEES	35,000	30,000	6,100	49,217	33,950
DEVELOPMENT REVIEW FEES	100,000	60,000	69,680	60,413	104,940
FINES - LOCAL VIOLATIONS	270,641	270,641	364,417	270,641	19,639
INVESTMENT EARNINGS	250,000	250,000	84,229	575,000	932,311
RENTALS AND LEASES	249,190	249,190	194,459	305,877	217,953
SALE OF SURPLUS ITEMS	25,250	-	61	25,000	-
CONTRIBUTIONS & DONATIONS	50,000	50,000	102,630	50,000	13,366
MISCELLANEOUS REVENUES	265,000	279,343	(272,727)	268,000	182,779
TRANSFER IN FROM FUND 411	1,119,575	1,058,802	1,058,802	980,741	980,741
TRANSFER IN FROM FUND 460	134,197	126,913	126,913	117,556	117,556
<b>TOTAL GENERAL FUND REVENUES</b>	<b>85,166,896</b>	<b>81,903,550</b>	<b>72,742,607</b>	<b>77,743,783</b>	<b>78,081,723</b>

**City of Riviera Beach**  
**Proposed Annual Budget Summary**  
**October 1, 2021 to September 30, 2022**

**LEGISLATIVE - DISTRICT 1**

ACCOUNT DESCRIPTION	FY 2022 TENTATIVE BUDGET	FY 2021 ADOPTED BUDGET	FYTD 2021 ACTUAL	FY 2020 ADOPTED BUDGET	FY 2020 ACTUAL
REGULAR SALARIES AND WAGES	65,200	65,206	40,330	64,843	48,360
FICA TAXES	5,000	4,962	2,737	4,272	3,347
RETIREMENT CONTRIBUTIONS-FRS	15,000	11,824	10,055	11,563	10,983
HEALTH AND DENTAL INSURANCE	31,200	36,688	20,792	19,693	19,047
LIFE INSURANCE	355	355	296	600	355
TRAVEL AND PER DIEM	7,500	7,500	1,634	7,500	4,478
COMMUNICATION SERVICES	-	1,750	-	1,750	3,181
PROMOTIONAL ACTIVITIES	5,500	5,500	1,638	5,500	656
OPERATING SUPPLIES	1,750	1,750	-	1,750	1,744
SUBSCRIPTIONS AND MEMBERSHIPS	400	400	-	400	350
TRAINING AND EMPLOYEE DEVELOPMENT	1,000	1,000	25	1,000	-
COMMUNITY BENEFITS	-	-	7,500	-	15,000
<b>TOTAL</b>	<b>132,905</b>	<b>136,935</b>	<b>85,007</b>	<b>118,871</b>	<b>107,501</b>

**City of Riviera Beach**  
**Proposed Annual Budget Summary**  
**October 1, 2021 to September 30, 2022**

**LEGISLATIVE - DISTRICT 2**

ACCOUNT DESCRIPTION	FY 2022 TENTATIVE BUDGET	FY 2021 ADOPTED BUDGET	FYTD 2021 ACTUAL	FY 2020 ADOPTED BUDGET	FY 2020 ACTUAL
REGULAR SALARIES AND WAGES	65,200	65,206	28,804	65,443	27,583
FICA TAXES	5,000	4,962	2,195	4,318	2,107
RETIREMENT CONTRIBUTIONS-FRS	15,000	11,824	8,463	11,563	9,313
HEALTH AND DENTAL INSURANCE	31,200	36,688	22,679	19,693	16,206
LIFE INSURANCE	355	355	296	600	355
TRAVEL AND PER DIEM	7,500	4,000	-	4,000	4,613
COMMUNICATION SERVICES	-	1,750	-	1,750	1,152
PROMOTIONAL ACTIVITIES	5,500	4,000	470	4,000	160
OPERATING SUPPLIES	1,750	1,750	-	1,750	114
SUBSCRIPTIONS AND MEMBERSHIPS	400	400	650	400	350
TRAINING AND EMPLOYEE DEVELOPMENT	1,000	1,000	-	1,000	-
COMMUNITY BENEFITS	-	-	7,500	-	7,500
<b>TOTAL</b>	<b>132,905</b>	<b>131,935</b>	<b>71,057</b>	<b>114,517</b>	<b>69,453</b>

**City of Riviera Beach**  
**Proposed Annual Budget Summary**  
**October 1, 2021 to September 30, 2022**

**LEGISLATIVE - DISTRICT 3**

ACCOUNT DESCRIPTION	FY 2022 TENTATIVE BUDGET	FY 2021 ADOPTED BUDGET	FYTD 2021 ACTUAL	FY 2020 ADOPTED BUDGET	FY 2020 ACTUAL
REGULAR SALARIES AND WAGES	65,200	65,206	54,667	64,843	63,822
FICA TAXES	5,000	4,962	4,184	4,272	4,937
RETIREMENT CONTRIBUTIONS-FRS	15,000	11,824	4,928	11,563	2,222
HEALTH AND DENTAL INSURANCE	31,200	36,688	33,564	19,693	1,131
LIFE INSURANCE	355	355	296	600	355
TRAVEL AND PER DIEM	7,500	7,500	(97)	7,500	2,973
COMMUNICATION SERVICES	-	1,750	-	1,750	2,350
PROMOTIONAL ACTIVITIES	5,500	5,500	5,958	5,500	7,238
OPERATING SUPPLIES	1,750	1,750	2,185	1,750	1,855
SUBSCRIPTIONS AND MEMBERSHIPS	400	400	-	400	-
TRAINING AND EMPLOYEE DEVELOPMENT	1,000	1,000	125	1,000	-
COMMUNITY BENEFITS	-	-	12,500	-	14,500
<b>TOTAL</b>	<b>132,905</b>	<b>136,935</b>	<b>118,310</b>	<b>118,871</b>	<b>101,382</b>



**City of Riviera Beach**  
**Proposed Annual Budget Summary**  
**October 1, 2021 to September 30, 2022**

**LEGISLATIVE - DISTRICT 4**

ACCOUNT DESCRIPTION	FY 2022 TENTATIVE BUDGET	FY 2021 ADOPTED BUDGET	FYTD 2021 ACTUAL	FY 2020 ADOPTED BUDGET	FY 2020 ACTUAL
REGULAR SALARIES AND WAGES	65,200	65,806	63,212	64,843	57,231
FICA TAXES	5,000	5,034	5,159	4,272	4,872
RETIREMENT CONTRIBUTIONS-FRS	15,000	11,932	12,688	11,563	12,567
HEALTH AND DENTAL INSURANCE	31,200	36,688	25,289	19,693	16,948
LIFE INSURANCE	355	355	148	600	237
TRAVEL AND PER DIEM	7,500	7,500	899	7,500	11,844
COMMUNICATION SERVICES	-	1,750	-	1,750	2,434
PROMOTIONAL ACTIVITIES	5,500	5,500	2,377	5,500	11,029
OPERATING SUPPLIES	1,750	1,750	4,230	1,750	7,635
SUBSCRIPTIONS AND MEMBERSHIPS	400	400	-	400	1,685
TRAINING AND EMPLOYEE DEVELOPMENT	1,000	1,000	-	1,000	-
COMMUNITY BENEFITS	-	-	5,000	-	15,000
<b>TOTAL</b>	<b>132,905</b>	<b>137,715</b>	<b>119,001</b>	<b>118,871</b>	<b>141,483</b>

**City of Riviera Beach**  
**Proposed Annual Budget Summary**  
**October 1, 2021 to September 30, 2022**

**LEGISLATIVE - DISTRICT 5**

ACCOUNT DESCRIPTION	FY 2022 TENTATIVE BUDGET	FY 2021 ADOPTED BUDGET	FYTD 2021 ACTUAL	FY 2020 ADOPTED BUDGET	FY 2020 ACTUAL
REGULAR SALARIES AND WAGES	65,200	65,206	55,600	64,843	64,875
FICA TAXES	5,000	4,962	4,253	4,272	4,993
RETIREMENT CONTRIBUTIONS-FRS	15,000	11,824	11,163	11,563	12,373
HEALTH AND DENTAL INSURANCE	31,200	36,688	17,540	19,693	16,859
LIFE INSURANCE	355	355	296	600	355
TRAVEL AND PER DIEM	7,500	7,500	-	7,500	8,963
COMMUNICATION SERVICES	-	1,750	-	1,750	1,741
PROMOTIONAL ACTIVITIES	5,500	5,500	4,137	5,500	5,541
OPERATING SUPPLIES	1,750	1,750	937	1,750	90
SUBSCRIPTIONS AND MEMBERSHIPS	400	400	-	400	470
TRAINING AND EMPLOYEE DEVELOPMENT	1,000	1,000	-	1,000	199
COMMUNITY BENEFITS	-	-	13,000	-	15,000
<b>TOTAL</b>	<b>132,905</b>	<b>136,935</b>	<b>106,925</b>	<b>118,871</b>	<b>131,460</b>

**City of Riviera Beach**  
**Proposed Annual Budget Summary**  
**October 1, 2021 to September 30, 2022**

**LEGISLATIVE - MAYOR'S OFFICE**

ACCOUNT DESCRIPTION	FY 2022 TENTATIVE BUDGET	FY 2021 ADOPTED BUDGET	FYTD 2021 ACTUAL	FY 2020 ADOPTED BUDGET	FY 2020 ACTUAL
REGULAR SALARIES AND WAGES	71,800	69,339	66,403	69,387	73,630
FICA TAXES	5,500	5,277	4,958	4,620	5,684
RETIREMENT CONTRIBUTIONS-FRS	17,000	12,610	12,864	12,375	13,813
HEALTH AND DENTAL INSURANCE	31,200	36,688	33,976	19,693	32,015
LIFE INSURANCE	355	355	296	600	355
TRAVEL AND PER DIEM	7,500	7,500	(217)	7,500	12,788
COMMUNICATION SERVICES	-	1,750	466	1,750	1,987
PROMOTIONAL ACTIVITIES	5,500	5,500	9,256	5,500	12,933
OPERATING SUPPLIES	1,750	1,750	-	1,750	1,667
SUBSCRIPTIONS AND MEMBERSHIPS	400	400	45	400	175
TRAINING AND EMPLOYEE DEVELOPMENT	1,000	1,000	-	1,000	1,056
COMMUNITY BENEFITS	-	-	11,000	-	15,000
<b>TOTAL</b>	<b>142,005</b>	<b>142,169</b>	<b>139,047</b>	<b>124,575</b>	<b>171,102</b>

**City of Riviera Beach**  
**Proposed Annual Budget Summary**  
**October 1, 2021 to September 30, 2022**

**LEGISLATIVE - GENERAL ADMINISTRATION**

ACCOUNT DESCRIPTION	FY 2022 TENTATIVE BUDGET	FY 2021 ADOPTED BUDGET	FYTD 2021 ACTUAL	FY 2020 ADOPTED BUDGET	FY 2020 ACTUAL
COMMUNICATION SERVICES	-	16,608	-	16,608	5,814
GENERAL LIABILITY INSURANCE	13,050	14,659	14,659	13,961	13,961
REPAIRS AND MAINTENANCE	873	873	29	873	-
FLEET SERVICES	2,311	1,186	1,186	998	998
INFORMATION TECHNOLOGY SERVICES	21,334	20,493	20,493	18,748	18,748
PROMOTIONAL ACTIVITIES	20,000	20,000	-	34,625	962
EDUCATIONAL ACTIVITY	-	-	-	-	(15,000)
OPERATING SUPPLIES	5,000	5,860	707	5,860	3,243
<b>TOTAL</b>	<b>62,568</b>	<b>79,679</b>	<b>37,073</b>	<b>91,673</b>	<b>28,726</b>

**City of Riviera Beach**  
**Proposed Annual Budget Summary**  
**October 1, 2021 to September 30, 2022**

**CITY ADMINISTRATION - EXECUTIVE**

ACCOUNT DESCRIPTION	FY 2022 TENTATIVE BUDGET	FY 2021 ADOPTED BUDGET	FYTD 2021 ACTUAL	FY 2020 ADOPTED BUDGET	FY 2020 ACTUAL
REGULAR SALARIES AND WAGES	1,201,903	1,179,165	920,333	1,013,529	807,803
OVERTIME	10,000	11,220	7,741	11,220	164,195
FICA TAXES	73,255	78,848	61,393	77,535	63,481
RETIREMENT CONTRIBUTIONS	76,632	84,869	84,869	80,769	81,278
RETIREMENT CONTRIBUTIONS-FRS	228,554	201,965	163,282	39,185	145,191
HEALTH AND DENTAL INSURANCE	125,759	131,946	104,178	108,313	72,884
LIFE INSURANCE	2,397	2,544	2,309	3,303	1,925
PROFESSIONAL SERVICES	75,000	55,000	53,165	100,000	86,156
CONTRACT SERVICES	25,000	50,000	10,837	50,000	-
TRAVEL AND PER DIEM	15,000	15,000	2,478	17,000	19,471
COMMUNICATION SERVICES	-	17,000	25,427	17,000	55,425
POSTAGE AND FREIGHT	100	100	-	100	-
GENERAL LIABILITY INSURANCE	34,440	38,688	38,688	36,846	36,846
REPAIRS AND MAINTENANCE	3,000	3,000	-	3,000	-
FLEET SERVICES	18,797	-	-	497	497
INFORMATION TECHNOLOGY SERVICES	45,049	58,550	58,550	96,145	96,145
PRINTING AND BINDING	1,500	1,500	849	1,500	75
PROMOTIONAL ACTIVITIES	10,000	6,000	3,193	6,000	10,573
OPERATING SUPPLIES	30,000	22,500	36,105	22,500	26,821
SUBSCRIPTIONS AND MEMBERSHIPS	10,000	3,000	6,053	3,000	10,262
CAPITAL - MACHINERY & EQUIPMENT	5,000	10,000	-	10,000	-
<b>TOTAL</b>	<b>1,991,386</b>	<b>1,970,895</b>	<b>1,579,450</b>	<b>1,697,442</b>	<b>1,679,028</b>



**City of Riviera Beach**  
**Proposed Annual Budget Summary**  
**October 1, 2021 to September 30, 2022**

**CITY ADMINISTRATION - GENERAL ADMINISTRATION**

ACCOUNT DESCRIPTION	FY 2022 TENTATIVE BUDGET	FY 2021 ADOPTED BUDGET	FYTD 2021 ACTUAL	FY 2020 ADOPTED BUDGET	FY 2020 ACTUAL
RETIREMENT CONTRIBUTIONS	38,009	42,094	91,871	40,000	89,590
UNEMPLOYMENT COMPENSATION	-	-	10,000	30,000	25,716
PROFESSIONAL SERVICES	450,000	300,000	287,831	300,000	267,991
CONTRACT SERVICES	200,000	100,000	45,154	100,000	90,598
COMMUNICATION SERVICES	-	10,000	7,696	10,000	30,073
POSTAGE AND FREIGHT	5,000	5,000	5,801	5,000	4,890
UTILITY SERVICES	-	30,000	22,123	-	-
RENTALS AND LEASES	250,000	450,000	303,448	455,000	430,946
REPAIRS AND MAINTENANCE	3,000	3,000	-	3,000	-
INFORMATION TECHNOLOGY SERVICES	-	-	-	29,462	29,462
PRINTING AND BINDING	10,000	10,200	3,727	10,200	26,556
PROMOTIONAL ACTIVITIES	50,000	35,700	32,553	35,700	18,650
CITIZENS LEADERSHIP ACADEMY	5,000	5,000	-	-	-
OTHER CHARGES	12,000	12,000	2,742	12,000	219,883
OPERATING SUPPLIES	50,000	48,000	65,376	48,000	19,930
SUBSCRIPTIONS AND MEMBERSHIPS	25,000	24,045	23,318	24,045	24,258
SCHOLARSHIPS	30,000	30,000	-	30,000	16,000
CONTINGENCY	425,000	655,000	-	635,000	-
TIF PAYMENT TO CRA	6,192,384	5,937,184	5,934,980	5,574,674	5,572,458
TRANSFER OUT TO FUND 201	6,652,608	6,955,344	6,955,344	6,465,932	6,465,932
TRANSFER OUT TO FUND 266	765,344	720,583	720,583	679,581	679,581
TRANSFER OUT TO FUND 312	4,000,000	4,000,000	4,000,000	4,000,000	4,000,000
<b>TOTAL</b>	<b>19,163,345</b>	<b>19,373,150</b>	<b>18,512,546</b>	<b>18,487,594</b>	<b>18,012,514</b>

**City of Riviera Beach**  
**Proposed Annual Budget Summary**  
**October 1, 2021 to September 30, 2022**

**CITY ADMINISTRATION - YOUTH EMPOWERMENT CENTER**

ACCOUNT DESCRIPTION	FY 2022 TENTATIVE BUDGET	FY 2021 ADOPTED BUDGET	FYTD 2021 ACTUAL	FY 2020 ADOPTED BUDGET	FY 2020 ACTUAL
REGULAR SALARIES AND WAGES	212,011	146,065	120,661	101,683	130,539
OVERTIME	-	-	609	-	7,467
FICA TAXES	22,605	11,354	9,734	7,779	11,587
RETIREMENT CONTRIBUTIONS	11,341	12,560	12,560	12,000	12,000
RETIREMENT CONTRIBUTIONS-FRS	11,796	13,217	5,608	-	4,741
HEALTH AND DENTAL INSURANCE	50,236	38,940	28,087	16,661	32,284
LIFE INSURANCE	497	497	402	600	533
PROFESSIONAL SERVICES	33,180	8,000	4,319	8,000	5,751
CONTRACT SERVICES	32,820	30,000	1,576	30,000	6,563
TRAVEL AND PER DIEM	8,000	1,300	-	15,300	13,224
COMMUNICATION SERVICES	4,200	6,500	3,089	6,500	1,669
REPAIRS AND MAINTENANCE	15,000	5,000	5,229	20,000	20,365
FLEET SERVICES	4,173	5,162	5,162	82,017	82,017
INFORMATION TECHNOLOGY SERVICES	21,884	16,442	16,442	11,311	11,311
PRINTING AND BINDING	10,100	-	-	10,000	244
PROMOTIONAL ACTIVITIES	8,000	-	-	10,000	850
OPERATING SUPPLIES	6,200	6,000	11,485	12,500	17,749
TRAINING AND EMPLOYEE DEVELOPMENT	54,850	9,000	1,960	12,500	14,047
STUDENT STIPEND	-	50,000	6,113	50,000	62,816
<b>TOTAL</b>	<b>506,893</b>	<b>360,037</b>	<b>233,034</b>	<b>406,851</b>	<b>435,757</b>

**City of Riviera Beach**  
**Proposed Annual Budget Summary**  
**October 1, 2021 to September 30, 2022**

**CITY ADMINISTRATION - CIVIL DRUG COURT**

ACCOUNT DESCRIPTION	FY 2022 TENTATIVE BUDGET	FY 2021 ADOPTED BUDGET	FYTD 2021 ACTUAL	FY 2020 ADOPTED BUDGET	FY 2020 ACTUAL
REGULAR SALARIES AND WAGES	159,905	180,026	156,551	211,488	179,425
OVERTIME	1,530	1,530	3,380	1,530	31,300
FICA TAXES	11,525	13,206	12,033	16,179	15,705
RETIREMENT CONTRIBUTIONS	33,564	37,172	37,172	35,324	35,531
RETIREMENT CONTRIBUTIONS-FRS	-	9,772	7,544	4,760	8,165
HEALTH AND DENTAL INSURANCE	-	25,960	30,964	24,616	42,664
LIFE INSURANCE	355	781	618	751	874
CONTRACT SERVICES	20,000	10,000	16,591	20,418	20,928
TRAVEL AND PER DIEM	2,800	2,800	-	2,800	-
COMMUNICATION SERVICES	-	3,575	-	3,575	3,269
GENERAL LIABILITY INSURANCE	9,043	10,159	10,159	9,675	9,675
REPAIRS AND MAINTENANCE	2,100	2,100	2,061	2,100	2,069
FLEET SERVICES	8,179	5,369	5,369	5,373	5,373
INFORMATION TECHNOLOGY SERVICES	71,903	29,596	29,596	16,967	16,967
PROMOTIONAL ACTIVITIES	8,295	5,000	450	9,154	1,924
OPERATING SUPPLIES	2,600	2,600	1,749	2,600	5,314
SUBSCRIPTIONS AND MEMBERSHIPS	400	400	-	400	-
BOOKS AND PERIODICALS	500	500	-	500	-
TRAINING AND EMPLOYEE DEVELOPMENT	500	500	-	500	-
CAPITAL - MACHINERY & EQUIPMENT	2,500	2,500	-	2,500	-
<b>TOTAL</b>	<b>335,699</b>	<b>343,546</b>	<b>314,238</b>	<b>371,210</b>	<b>379,182</b>

**City of Riviera Beach**  
**Proposed Annual Budget Summary**  
**October 1, 2021 to September 30, 2022**

**CITY ADMINISTRATION - JUSTICE SERVICE CENTER**

ACCOUNT DESCRIPTION	FY 2022 TENTATIVE BUDGET	FY 2021 ADOPTED BUDGET	FYTD 2021 ACTUAL	FY 2020 ADOPTED BUDGET	FY 2020 ACTUAL
REGULAR SALARIES AND WAGES	236,557	123,662	128,775	119,085	138,247
OVERTIME	-	-	-	-	33
FICA TAXES	13,538	9,307	9,701	9,110	9,974
RETIREMENT CONTRIBUTIONS	12,721	14,088	14,088	13,406	13,406
RETIREMENT CONTRIBUTIONS-FRS	19,474	12,366	12,226	-	11,650
HEALTH AND DENTAL INSURANCE	37,677	25,960	26,314	16,827	21,220
LIFE INSURANCE	639	497	444	300	683
CONTRACT SERVICES	8,000	8,000	3,140	-	-
TRAVEL AND PER DIEM	-	-	-	-	198
RENTALS AND LEASES	-	8,000	1,679	-	6,628
FLEET SERVICES	14,856	5,162	5,162	2,067	2,067
INFORMATION TECHNOLOGY SERVICES	28,136	26,308	26,308	8,484	8,484
OPERATING SUPPLIES	10,000	10,000	2,393	15,000	10,606
<b>TOTAL</b>	<b>381,598</b>	<b>243,350</b>	<b>230,230</b>	<b>184,279</b>	<b>223,196</b>

**City of Riviera Beach**  
**Proposed Annual Budget Summary**  
**October 1, 2021 to September 30, 2022**

**CITY ADMINISTRATION - ECONOMIC DEVELOPMENT**

ACCOUNT DESCRIPTION	FY 2022 TENTATIVE BUDGET	FY 2021 ADOPTED BUDGET	FYTD 2021 ACTUAL	FY 2020 ADOPTED BUDGET	FY 2020 ACTUAL
REGULAR SALARIES AND WAGES	77,943	83,777	-	82,733	63,800
FICA TAXES	5,656	6,320	-	6,329	6,485
RETIREMENT CONTRIBUTIONS	15,633	17,313	17,313	16,507	16,613
RETIREMENT CONTRIBUTIONS-FRS	8,001	8,378	-	-	4,700
HEALTH AND DENTAL INSURANCE	12,559	12,980	-	8,205	8,170
LIFE INSURANCE	2,752	2,752	-	2,752	-
PROFESSIONAL SERVICES	5,000	5,000	-	5,000	-
TRAVEL AND PER DIEM	3,000	3,000	-	3,000	-
COMMUNICATION SERVICES	-	1,000	-	1,000	-
POSTAGE AND FREIGHT	250	250	-	250	-
REPAIRS AND MAINTENANCE	250	250	-	250	-
INFORMATION TECHNOLOGY SERVICES	6,252	6,577	6,577	5,656	5,656
PRINTING AND BINDING	1,000	1,000	-	1,000	-
PROMOTIONAL ACTIVITIES	50,000	30,000	-	50,000	500
OPERATING SUPPLIES	1,500	1,500	-	1,500	-
SUBSCRIPTIONS AND MEMBERSHIPS	250	250	-	250	-
CAPITAL - MACHINERY & EQUIPMENT	3,000	3,000	-	-	-
<b>TOTAL</b>	<b>193,046</b>	<b>183,347</b>	<b>23,890</b>	<b>184,432</b>	<b>105,923</b>



**City of Riviera Beach**  
**Proposed Annual Budget Summary**  
**October 1, 2021 to September 30, 2022**

**CITY ADMINISTRATION - OFFICE OF INTERNAL AUDIT**

ACCOUNT DESCRIPTION	FY 2022 TENTATIVE BUDGET	FY 2021 ADOPTED BUDGET	FYTD 2021 ACTUAL	FY 2020 ADOPTED BUDGET	FY 2020 ACTUAL
REGULAR SALARIES AND WAGES	88,804	-	-	-	-
FICA TAXES	5,568	-	-	-	-
RETIREMENT CONTRIBUTIONS-FRS	9,609	-	-	-	-
HEALTH AND DENTAL INSURANCE	12,559	-	-	-	-
LIFE INSURANCE	289	-	-	-	-
TRAVEL AND PER DIEM	500	-	-	-	-
INFORMATION TECHNOLOGY SERVICES	2,000	-	-	-	-
OPERATING SUPPLIES	1,500	-	-	-	-
SUBSCRIPTIONS AND MEMBERSHIPS	300	-	-	-	-
TRAINING AND EMPLOYEE DEVELOPMENT	1,000	-	-	-	-
<b>TOTAL</b>	<b>122,129</b>	<b>-</b>	<b>-</b>	<b>-</b>	<b>-</b>

**City of Riviera Beach**  
**Proposed Annual Budget Summary**  
**October 1, 2021 to September 30, 2022**

**FINANCE - ADMINISTRATION**

ACCOUNT DESCRIPTION	FY 2022 TENTATIVE BUDGET	FY 2021 ADOPTED BUDGET	FYTD 2021 ACTUAL	FY 2020 ADOPTED BUDGET	FY 2020 ACTUAL
REGULAR SALARIES AND WAGES	265,761	204,144	187,300	198,302	225,832
OVERTIME	1,000	-	642	-	28,137
FICA TAXES	15,399	14,613	11,064	15,170	17,058
RETIREMENT CONTRIBUTIONS	39,388	43,622	43,622	41,445	41,693
HEALTH AND DENTAL INSURANCE	25,118	25,960	21,590	19,693	21,449
LIFE INSURANCE	447	447	362	600	624
PROFESSIONAL SERVICES	125,000	80,000	66,675	80,000	66,709
ACCOUNTING AND AUDITING	72,000	67,500	62,700	75,000	69,700
TRAVEL AND PER DIEM	5,000	5,000	836	5,000	420
COMMUNICATION SERVICES	-	2,040	-	2,040	1,641
GENERAL LIABILITY INSURANCE	5,030	5,650	5,650	5,381	5,381
REPAIRS AND MAINTENANCE	250	103	-	103	-
INFORMATION TECHNOLOGY SERVICES	67,205	65,124	65,124	58,923	43,483
PRINTING AND BINDING	500	300	-	300	65
OFFICE SUPPLIES	-	-	3,603	400	-
OPERATING SUPPLIES	18,000	17,400	10,753	17,000	14,430
SUBSCRIPTIONS AND MEMBERSHIPS	1,275	1,275	280	1,525	2,349
BOOKS AND PERIODICALS	250	250	-	250	-
<b>TOTAL</b>	<b>641,623</b>	<b>533,428</b>	<b>480,201</b>	<b>521,132</b>	<b>538,970</b>

**City of Riviera Beach**  
**Proposed Annual Budget Summary**  
**October 1, 2021 to September 30, 2022**

**FINANCE - FINANCIAL SERVICES**

ACCOUNT DESCRIPTION	FY 2022 TENTATIVE BUDGET	FY 2021 ADOPTED BUDGET	FYTD 2021 ACTUAL	FY 2020 ADOPTED BUDGET	FY 2020 ACTUAL
REGULAR SALARIES AND WAGES	565,562	543,781	455,469	567,457	565,488
OVERTIME	20,000	10,000	3,865	5,000	32,798
FICA TAXES	37,405	38,650	32,022	43,410	42,412
RETIREMENT CONTRIBUTIONS	45,366	50,242	50,242	47,751	48,026
RETIREMENT CONTRIBUTIONS-FRS	37,946	35,347	26,799	11,421	20,533
HEALTH AND DENTAL INSURANCE	100,472	113,744	86,203	88,620	94,117
LIFE INSURANCE	1,573	1,715	1,335	2,702	1,871
TRAVEL AND PER DIEM	7,000	7,000	-	7,000	-
COMMUNICATION SERVICES	-	2,300	-	2,300	4,886
GENERAL LIABILITY INSURANCE	14,962	16,808	16,808	16,008	16,008
REPAIRS AND MAINTENANCE	700	700	-	700	-
PRINTING AND BINDING	15,000	3,500	306	3,500	2,308
OPERATING SUPPLIES	12,000	12,000	5,714	12,000	4,338
SUBSCRIPTIONS AND MEMBERSHIPS	700	700	95	700	299
BOOKS AND PERIODICALS	100	100	-	100	-
TRAINING AND EMPLOYEE DEVELOPMENT	8,500	8,500	3,704	8,500	370
<b>TOTAL</b>	<b>867,286</b>	<b>845,087</b>	<b>682,562</b>	<b>817,169</b>	<b>833,454</b>

**City of Riviera Beach**  
**Proposed Annual Budget Summary**  
**October 1, 2021 to September 30, 2022**

**FINANCE - TREASURY MANAGEMENT**

ACCOUNT DESCRIPTION	FY 2022 TENTATIVE BUDGET	FY 2021 ADOPTED BUDGET	FYTD 2021 ACTUAL	FY 2020 ADOPTED BUDGET	FY 2020 ACTUAL
REGULAR SALARIES AND WAGES	285,727	257,672	164,039	350,264	247,477
OVERTIME	5,100	5,100	5,638	5,100	16,206
FICA TAXES	11,164	14,319	12,629	26,795	19,463
RETIREMENT CONTRIBUTIONS	-	41,076	41,076	39,028	39,266
RETIREMENT CONTRIBUTIONS-FRS	16,985	25,555	15,988	9,000	12,695
HEALTH AND DENTAL INSURANCE	25,252	65,032	42,966	68,927	56,143
LIFE INSURANCE	532	568	462	2,100	990
PROFESSIONAL SERVICES	107,000	82,000	56,684	62,000	64,480
TRAVEL AND PER DIEM	3,000	3,000	-	3,000	280
COMMUNICATION SERVICES	-	3,000	-	3,000	2,061
POSTAGE AND FREIGHT	13,000	15,000	766	15,000	2,408
GENERAL LIABILITY INSURANCE	16,032	18,010	18,010	17,152	17,152
REPAIRS AND MAINTENANCE	1,700	1,700	124	1,700	733
INFORMATION TECHNOLOGY SERVICES	36,572	29,275	29,275	32,140	32,140
PRINTING AND BINDING	7,000	10,000	1,459	19,000	1,311
OPERATING SUPPLIES	11,700	11,700	3,023	11,700	22,901
SUBSCRIPTIONS AND MEMBERSHIPS	200	200	95	200	135
TRAINING AND EMPLOYEE DEVELOPMENT	2,000	3,000	1,215	3,200	1,191
CAPITAL - MACHINERY & EQUIPMENT	7,370	7,370	-	7,370	-
<b>TOTAL</b>	<b>550,334</b>	<b>593,577</b>	<b>393,448</b>	<b>676,676</b>	<b>537,031</b>

**City of Riviera Beach**  
**Proposed Annual Budget Summary**  
**October 1, 2021 to September 30, 2022**

**FINANCE - CUSTOMER SERVICE**

ACCOUNT DESCRIPTION	FY 2022 TENTATIVE BUDGET	FY 2021 ADOPTED BUDGET	FYTD 2021 ACTUAL	FY 2020 ADOPTED BUDGET	FY 2020 ACTUAL
REGULAR SALARIES AND WAGES	585,741	459,183	382,059	538,042	492,018
OVERTIME	40,000	40,000	31,928	5,100	37,186
FICA TAXES	39,832	30,045	29,576	41,160	37,082
RETIREMENT CONTRIBUTIONS	67,436	74,684	74,684	71,092	71,523
RETIREMENT CONTRIBUTIONS-FRS	19,311	11,201	7,382	9,341	10,228
HEALTH AND DENTAL INSURANCE	118,797	129,801	78,137	108,313	100,480
LIFE INSURANCE	1,413	1,491	1,103	3,300	1,806
CONTRACT SERVICES	25,000	25,000	994	25,000	7,750
TRAVEL AND PER DIEM	2,500	2,500	-	2,500	201
COMMUNICATION SERVICES	-	2,500	-	2,500	9,782
POSTAGE AND FREIGHT	60,000	60,000	50,023	60,000	59,409
GENERAL LIABILITY INSURANCE	44,509	49,999	49,999	47,618	47,618
FLEET SERVICES	23,422	44,398	44,398	52,267	52,267
INFORMATION TECHNOLOGY SERVICES	48,763	52,695	52,695	69,636	69,636
PRINTING AND BINDING	40,000	40,000	20,935	30,000	27,541
OFFICE SUPPLIES	30,000	30,000	6,584	30,000	19,363
OPERATING SUPPLIES	15,000	30,000	4,501	-	2,830
TRAINING AND EMPLOYEE DEVELOPMENT	10,250	10,250	-	10,250	-
CAPITAL - MACHINERY & EQUIPMENT	-	-	-	10,000	-
<b>TOTAL</b>	<b>1,171,974</b>	<b>1,093,747</b>	<b>834,997</b>	<b>1,116,119</b>	<b>1,046,719</b>



**City of Riviera Beach**  
**Proposed Annual Budget Summary**  
**October 1, 2021 to September 30, 2022**

**CITY CLERK - RECORDS**

ACCOUNT DESCRIPTION	FY 2022 TENTATIVE BUDGET	FY 2021 ADOPTED BUDGET	FYTD 2021 ACTUAL	FY 2020 ADOPTED BUDGET	FY 2020 ACTUAL
REGULAR SALARIES AND WAGES	339,600	300,496	269,690	375,430	293,677
OVERTIME	7,750	7,750	3,383	-	45,229
FICA TAXES	22,713	17,441	19,048	28,720	24,124
RETIREMENT CONTRIBUTIONS	36,936	40,906	40,906	38,984	39,218
RETIREMENT CONTRIBUTIONS-FRS	11,383	10,089	8,893	9,478	9,520
HEALTH AND DENTAL INSURANCE	50,367	51,921	43,311	59,080	44,442
LIFE INSURANCE	923	923	744	1,800	1,085
PROFESSIONAL SERVICES	32,000	32,000	30,529	35,000	28,908
CONTRACT SERVICES	35,000	25,000	9,584	15,000	8,740
TRAVEL AND PER DIEM	5,600	5,600	138	5,600	636
COMMUNICATION SERVICES	-	5,000	-	5,000	5,486
POSTAGE AND FREIGHT	25,000	25,000	24,903	40,150	24,128
GENERAL LIABILITY INSURANCE	9,679	10,873	10,873	10,355	10,355
REPAIRS AND MAINTENANCE	6,750	6,750	3,391	6,750	4,509
FLEET SERVICES	3,082	2,570	2,570	1,330	1,330
INFORMATION TECHNOLOGY SERVICES	27,429	26,348	26,348	32,140	32,140
PRINTING AND BINDING	10,200	10,200	9,988	10,200	1,400
OTHER CHARGES	10,200	10,200	5,647	10,200	2,663
OPERATING SUPPLIES	5,250	5,250	5,224	7,000	5,929
SUBSCRIPTIONS AND MEMBERSHIPS	1,500	1,500	35	1,500	1,329
BOOKS AND PERIODICALS	100	100	110	100	-
TRAINING AND EMPLOYEE DEVELOPMENT	5,000	5,000	3,107	5,000	2,740
<b>TOTAL</b>	<b>646,462</b>	<b>600,917</b>	<b>518,423</b>	<b>698,817</b>	<b>587,587</b>

**City of Riviera Beach**  
**Proposed Annual Budget Summary**  
**October 1, 2021 to September 30, 2022**

**CITY CLERK - ELECTIONS**

ACCOUNT DESCRIPTION	FY 2022 TENTATIVE BUDGET	FY 2021 ADOPTED BUDGET	FYTD 2021 ACTUAL	FY 2020 ADOPTED BUDGET	FY 2020 ACTUAL
CONTRACT SERVICES	116,000	97,750	94,008	51,325	-
POSTAGE AND FREIGHT	100	100	-	100	909
PROMOTIONAL ACTIVITIES	510	510	150	510	208
OTHER CHARGES	250	250	-	250	462
OPERATING SUPPLIES	1,500	1,500	1,187	1,500	85
<b>TOTAL</b>	<b>118,360</b>	<b>100,110</b>	<b>95,346</b>	<b>53,685</b>	<b>1,664</b>

**City of Riviera Beach**  
**Proposed Annual Budget Summary**  
**October 1, 2021 to September 30, 2022**

**HUMAN RESOURCES - ADMINISTRATION**

ACCOUNT DESCRIPTION	FY 2022 TENTATIVE BUDGET	FY 2021 ADOPTED BUDGET	FYTD 2021 ACTUAL	FY 2020 ADOPTED BUDGET	FY 2020 ACTUAL
REGULAR SALARIES AND WAGES	319,848	320,980	239,415	441,368	369,827
OVERTIME	250	250	2,774	250	19,749
FICA TAXES	33,501	32,190	24,668	33,765	28,826
RETIREMENT CONTRIBUTIONS	28,507	31,571	31,571	30,021	30,202
RETIREMENT CONTRIBUTIONS-FRS	17,812	48,301	17,981	30,514	32,176
HEALTH AND DENTAL INSURANCE	69,719	77,881	33,235	68,927	48,293
LIFE INSURANCE	433	1,349	722	2,100	1,205
PROFESSIONAL SERVICES	70,000	70,000	72,923	190,000	172,238
CONTRACT SERVICES	-	-	8,536	-	-
TRAVEL AND PER DIEM	7,650	7,650	1,325	7,650	3,032
COMMUNICATION SERVICES	-	9,000	-	9,000	11,097
GENERAL LIABILITY INSURANCE	11,131	12,504	34,834	11,909	11,909
REPAIRS AND MAINTENANCE	3,000	3,000	663	300	-
FLEET SERVICES	4,160	2,175	2,175	32,208	32,208
INFORMATION TECHNOLOGY SERVICES	30,477	29,275	29,275	32,140	32,140
PRINTING AND BINDING	1,000	1,000	927	1,000	-
OTHER CHARGES	11,500	11,500	12,118	11,500	8,461
OFFICE SUPPLIES	-	-	-	-	-
OPERATING SUPPLIES	16,820	16,820	10,022	16,820	20,772
SUBSCRIPTIONS AND MEMBERSHIPS	700	700	1,188	700	1,683
BOOKS AND PERIODICALS	1,000	1,000	-	1,000	-
TRAINING AND EMPLOYEE DEVELOPMENT	35,000	35,000	19,026	63,700	17,916
<b>TOTAL</b>	<b>662,508</b>	<b>712,146</b>	<b>543,379</b>	<b>984,872</b>	<b>841,733</b>

**City of Riviera Beach**  
**Proposed Annual Budget Summary**  
**October 1, 2021 to September 30, 2022**

**HUMAN RESOURCES - RISK MANAGEMENT**

ACCOUNT DESCRIPTION	FY 2022 TENTATIVE BUDGET	FY 2021 ADOPTED BUDGET	FYTD 2021 ACTUAL	FY 2020 ADOPTED BUDGET	FY 2020 ACTUAL
REGULAR SALARIES AND WAGES	242,995	215,807	193,508	265,090	233,099
OVERTIME	160	160	-	160	11,820
FICA TAXES	33,876	7,686	14,322	20,279	17,828
RETIREMENT CONTRIBUTIONS	15,633	17,313	17,313	16,399	16,496
RETIREMENT CONTRIBUTIONS-FRS	34,293	21,581	19,465	8,447	15,801
HEALTH AND DENTAL INSURANCE	75,354	38,940	28,757	29,541	33,141
LIFE INSURANCE	703	710	767	900	1,003
UNEMPLOYMENT COMPENSATION	30,000	30,000	14,288	-	-
CONTRACT SERVICES	76,500	76,500	50,670	76,500	14,901
TRAVEL AND PER DIEM	4,000	4,000	71	4,000	439
COMMUNICATION SERVICES	-	1,000	-	1,000	3,050
GENERAL LIABILITY INSURANCE	2,294	2,577	12,504	2,454	32,014
FLEET SERVICES	924	593	593	499	499
INFORMATION TECHNOLOGY SERVICES	12,191	11,710	11,710	21,427	21,427
PRINTING AND BINDING	1,200	1,200	-	1,200	560
OFFICE SUPPLIES	-	-	-	-	1,259
OPERATING SUPPLIES	8,000	9,000	-	9,000	3
SUBSCRIPTIONS AND MEMBERSHIPS	800	800	-	800	500
BOOKS AND PERIODICALS	100	100	-	100	-
TRAINING AND EMPLOYEE DEVELOPMENT	5,000	5,000	-	5,000	2,845
<b>TOTAL</b>	<b>544,023</b>	<b>444,677</b>	<b>363,966</b>	<b>462,796</b>	<b>406,684</b>

**City of Riviera Beach**  
**Proposed Annual Budget Summary**  
**October 1, 2021 to September 30, 2022**

**CITY ATTORNEY**

ACCOUNT DESCRIPTION	FY 2022 TENTATIVE BUDGET	FY 2021 ADOPTED BUDGET	FYTD 2021 ACTUAL	FY 2020 ADOPTED BUDGET	FY 2020 ACTUAL
REGULAR SALARIES AND WAGES	556,875	491,051	378,119	527,829	445,593
OVERTIME	2,600	2,600	-	2,600	41,200
FICA TAXES	39,999	27,510	24,058	40,379	27,620
RETIREMENT CONTRIBUTIONS-FRS	98,877	81,668	70,848	29,602	85,883
HEALTH AND DENTAL INSURANCE	85,271	71,833	41,828	39,386	38,685
LIFE INSURANCE	1,012	1,012	822	1,200	969
DISABILITY INSURANCE	2,000	2,000	-	2,000	-
PROFESSIONAL SERVICES	80,000	80,000	6,201	37,640	40,255
CONTRACT SERVICES	125,000	175,000	139,262	125,000	182,628
TRAVEL AND PER DIEM	6,600	6,600	-	6,600	3,040
COMMUNICATION SERVICES	-	4,500	-	4,500	5,360
POSTAGE AND FREIGHT	100	100	67	100	-
GENERAL LIABILITY INSURANCE	9,947	11,174	11,174	10,642	10,642
REPAIRS AND MAINTENANCE	250	250	-	250	-
INFORMATION TECHNOLOGY SERVICES	30,477	23,420	23,420	21,427	21,427
OPERATING SUPPLIES	3,000	3,000	4,987	5,000	6,351
SUBSCRIPTIONS AND MEMBERSHIPS	1,500	1,500	632	3,000	3,471
BOOKS AND PERIODICALS	4,000	4,000	2,457	4,000	2,485
TRAINING AND EMPLOYEE DEVELOPMENT	4,000	4,000	-	4,000	-
<b>TOTAL</b>	<b>1,051,508</b>	<b>991,218</b>	<b>703,874</b>	<b>865,155</b>	<b>915,610</b>



**City of Riviera Beach**  
**Proposed Annual Budget Summary**  
**October 1, 2021 to September 30, 2022**

**DEVELOPMENT SERVICES - ADMINISTRATION**

ACCOUNT DESCRIPTION	FY 2022 TENTATIVE BUDGET	FY 2021 ADOPTED BUDGET	FYTD 2021 ACTUAL	FY 2020 ADOPTED BUDGET	FY 2020 ACTUAL
REGULAR SALARIES AND WAGES	417,037	345,179	291,824	155,256	269,583
OVERTIME	8,000	7,000	10,600	6,273	14,476
FICA TAXES	29,103	25,445	22,126	11,877	21,475
RETIREMENT CONTRIBUTIONS	34,637	38,360	38,360	36,544	36,766
RETIREMENT CONTRIBUTIONS-FRS	60,085	44,719	44,004	-	16,612
HEALTH AND DENTAL INSURANCE	56,522	51,921	42,294	19,693	30,735
LIFE INSURANCE	1,051	1,054	741	600	725
PROFESSIONAL SERVICES	250,000	100,000	142,645	155,000	531,358
CONTRACT SERVICES	50,000	-	-	150,000	129,617
TRAVEL AND PER DIEM	3,000	3,000	818	4,000	-
COMMUNICATION SERVICES	-	4,700	-	4,700	14,191
POSTAGE AND FREIGHT	1,200	1,200	-	1,200	-
GENERAL LIABILITY INSURANCE	2,269	2,549	2,549	2,428	2,428
REPAIRS AND MAINTENANCE	3,500	3,500	-	5,600	987
FLEET SERVICES	-	-	-	120,299	120,299
INFORMATION TECHNOLOGY SERVICES	181,322	184,154	184,154	169,670	169,670
PRINTING AND BINDING	300	300	-	300	-
OTHER CHARGES	12,750	12,750	11,896	12,750	13,296
OFFICE SUPPLIES	-	-	-	-	-
OPERATING SUPPLIES	18,540	18,540	18,559	18,540	14,657
SUBSCRIPTIONS AND MEMBERSHIPS	1,750	1,750	-	1,750	1,060
BOOKS AND PERIODICALS	450	450	-	450	642
TRAINING AND EMPLOYEE DEVELOPMENT	600	600	395	600	264
CAPITAL - INFRASTRUCTURE	8,000	8,000	-	25,000	-
<b>TOTAL</b>	<b>1,140,116</b>	<b>855,171</b>	<b>810,965</b>	<b>902,530</b>	<b>1,388,842</b>

**City of Riviera Beach**  
**Proposed Annual Budget Summary**  
**October 1, 2021 to September 30, 2022**

**DEVELOPMENT SERVICES - PLANNING AND ZONING**

ACCOUNT DESCRIPTION	FY 2022 TENTATIVE BUDGET	FY 2021 ADOPTED BUDGET	FYTD 2021 ACTUAL	FY 2020 ADOPTED BUDGET	FY 2020 ACTUAL
REGULAR SALARIES AND WAGES	291,703	270,118	141,022	422,859	201,139
OVERTIME	12,120	-	7,417	4,641	15,841
FICA TAXES	23,257	18,835	9,429	32,349	14,916
RETIREMENT CONTRIBUTIONS	18,698	20,708	20,708	19,762	19,890
RETIREMENT CONTRIBUTIONS-FRS	29,287	20,894	9,549	36,445	12,987
HEALTH AND DENTAL INSURANCE	50,236	51,921	25,083	78,773	31,674
LIFE INSURANCE	284	426	263	2,400	507
PROFESSIONAL SERVICES	3,850	3,850	711	3,850	-
CONTRACT SERVICES	4,100	4,100	3,121	4,100	2,748
TRAVEL AND PER DIEM	2,600	2,600	600	2,600	-
COMMUNICATION SERVICES	-	1,300	-	1,300	1,325
GENERAL LIABILITY INSURANCE	9,255	10,396	10,396	9,901	9,901
FLEET SERVICES	15,858	-	-	-	-
PRINTING AND BINDING	4,000	4,000	-	4,000	-
OPERATING SUPPLIES	2,850	2,850	1,548	2,850	2,617
SUBSCRIPTIONS AND MEMBERSHIPS	600	600	179	600	198
BOOKS AND PERIODICALS	300	300	(336)	300	-
TRAINING AND EMPLOYEE DEVELOPMENT	7,000	7,000	1,195	7,000	-
<b>TOTAL</b>	<b>475,998</b>	<b>419,898</b>	<b>230,884</b>	<b>633,730</b>	<b>313,742</b>

**City of Riviera Beach**  
**Proposed Annual Budget Summary**  
**October 1, 2021 to September 30, 2022**

**DEVELOPMENT SERVICES - INSPECTIONS**

ACCOUNT DESCRIPTION	FY 2022 TENTATIVE BUDGET	FY 2021 ADOPTED BUDGET	FYTD 2021 ACTUAL	FY 2020 ADOPTED BUDGET	FY 2020 ACTUAL
REGULAR SALARIES AND WAGES	852,252	724,006	476,191	743,908	333,398
OVERTIME	20,000	20,000	27,038	3,672	16,470
FICA TAXES	62,172	58,278	36,088	56,909	25,397
RETIREMENT CONTRIBUTIONS	24,675	27,327	27,327	25,956	26,136
RETIREMENT CONTRIBUTIONS-FRS	73,492	56,460	35,032	41,578	15,354
HEALTH AND DENTAL INSURANCE	150,708	143,611	88,334	108,313	54,268
LIFE INSURANCE	1,715	1,065	1,267	3,300	1,017
TRAVEL AND PER DIEM	3,000	3,000	109	3,000	-
COMMUNICATION SERVICES	-	12,750	-	12,750	11,210
GENERAL LIABILITY INSURANCE	19,017	21,363	21,363	20,346	20,346
REPAIRS AND MAINTENANCE	1,400	1,400	54	1,400	-
FLEET SERVICES	-	8,053	8,053	-	-
PRINTING AND BINDING	1,000	1,000	88	1,000	-
OPERATING SUPPLIES	3,000	3,000	2,884	4,000	2,731
SUBSCRIPTIONS AND MEMBERSHIPS	1,900	1,400	1,645	1,400	215
BOOKS AND PERIODICALS	1,000	1,000	-	1,000	595
TRAINING AND EMPLOYEE DEVELOPMENT	4,000	3,000	2,062	3,000	125
<b>TOTAL</b>	<b>1,219,331</b>	<b>1,086,713</b>	<b>727,536</b>	<b>1,031,532</b>	<b>507,261</b>

**City of Riviera Beach**  
**Proposed Annual Budget Summary**  
**October 1, 2021 to September 30, 2022**

**DEVELOPMENT SERVICES - CODE COMPLIANCE**

ACCOUNT DESCRIPTION	FY 2022 TENTATIVE BUDGET	FY 2021 ADOPTED BUDGET	FYTD 2021 ACTUAL	FY 2020 ADOPTED BUDGET	FY 2020 ACTUAL
REGULAR SALARIES AND WAGES	501,573	407,848	328,031	424,236	444,463
OVERTIME	5,000	5,000	9,427	3,060	33,787
FICA TAXES	35,736	31,485	23,581	32,454	34,019
RETIREMENT CONTRIBUTIONS	40,461	44,810	44,810	42,643	42,885
RETIREMENT CONTRIBUTIONS-FRS	28,535	21,526	15,487	12,091	12,806
HEALTH AND DENTAL INSURANCE	119,304	116,821	80,682	8,826	88,549
LIFE INSURANCE	1,228	1,207	994	2,700	1,544
PROFESSIONAL SERVICES	100,000	100,000	50,602	180,000	135,845
TRAVEL AND PER DIEM	1,500	1,500	200	1,500	509
COMMUNICATION SERVICES	-	2,300	-	2,300	8,978
POSTAGE AND FREIGHT	400	400	-	400	-
RENTALS AND LEASES	-	-	-	2,000	1,085
GENERAL LIABILITY INSURANCE	18,284	20,539	20,539	19,561	19,561
REPAIRS AND MAINTENANCE	11,970	11,970	-	11,970	1,971
FLEET SERVICES	27,209	13,835	13,835	-	-
PRINTING AND BINDING	2,500	2,500	113	2,500	1,667
OTHER CHARGES	2,600	2,600	1,133	2,600	2,603
OPERATING SUPPLIES	9,750	9,750	8,624	11,750	5,378
SUBSCRIPTIONS AND MEMBERSHIPS	500	500	45	500	422
BOOKS AND PERIODICALS	650	650	-	650	-
<b>TOTAL</b>	<b>907,200</b>	<b>795,241</b>	<b>598,102</b>	<b>761,741</b>	<b>836,073</b>

**City of Riviera Beach**  
**Proposed Annual Budget Summary**  
**October 1, 2021 to September 30, 2022**

**DEVELOPMENT SERVICES - BUSINESS TAX RECEIPTS**

ACCOUNT DESCRIPTION	FY 2022 TENTATIVE BUDGET	FY 2021 ADOPTED BUDGET	FYTD 2021 ACTUAL	FY 2020 ADOPTED BUDGET	FY 2020 ACTUAL
REGULAR SALARIES AND WAGES	41,191	-	-	-	-
FICA TAXES	6,300	-	-	-	-
RETIREMENT CONTRIBUTIONS-FRS	8,238	-	-	-	-
HEALTH AND DENTAL INSURANCE	24,984	-	-	-	-
LIFE INSURANCE	132	-	-	-	-
TRAVEL AND PER DIEM	1,000	-	-	-	-
POSTAGE AND FREIGHT	2,000	-	-	-	-
PRINTING AND BINDING	3,000	-	-	-	-
OPERATING SUPPLIES	500	-	-	-	-
TRAINING AND EMPLOYEE DEVELOPMENT	1,000	-	-	-	-
<b>TOTAL</b>	<b>88,345</b>	-	-	-	-

**City of Riviera Beach**  
**Proposed Annual Budget Summary**  
**October 1, 2021 to September 30, 2022**

**PROCUREMENT**

ACCOUNT DESCRIPTION	FY 2022 TENTATIVE BUDGET	FY 2021 ADOPTED BUDGET	FYTD 2021 ACTUAL	FY 2020 ADOPTED BUDGET	FY 2020 ACTUAL
REGULAR SALARIES AND WAGES	429,753	400,484	229,776	404,201	241,037
OVERTIME	2,000	2,000	1,875	2,000	10,678
FICA TAXES	33,734	28,943	16,289	30,921	18,481
RETIREMENT CONTRIBUTIONS	32,492	35,984	35,984	34,246	34,456
RETIREMENT CONTRIBUTIONS-FRS	30,164	32,929	12,885	16,480	13,486
HEALTH AND DENTAL INSURANCE	75,354	71,327	40,030	67,059	34,718
LIFE INSURANCE	828	952	690	1,800	984
PROFESSIONAL SERVICES	2,500	2,500	-	2,500	1,100
CONTRACT SERVICES	-	-	-	-	1,458
TRAVEL AND PER DIEM	7,500	7,500	-	7,500	942
COMMUNICATION SERVICES	-	8,000	-	8,000	14,181
POSTAGE AND FREIGHT	5,000	5,000	-	11,500	73
GENERAL LIABILITY INSURANCE	12,753	14,326	14,326	13,644	13,644
REPAIRS AND MAINTENANCE	5,750	5,750	-	5,750	-
FLEET SERVICES	32,664	6,524	6,524	10,474	10,474
INFORMATION TECHNOLOGY SERVICES	42,667	40,985	40,985	37,497	37,497
PRINTING AND BINDING	1,000	1,000	64	1,000	284
OTHER CHARGES	12,000	15,000	3,192	15,000	1,746
OPERATING SUPPLIES	14,000	14,000	11,145	14,000	25,339
SUBSCRIPTIONS AND MEMBERSHIPS	1,000	3,000	910	3,000	1,365
TRAINING AND EMPLOYEE DEVELOPMENT	7,500	7,500	1,011	7,500	259
<b>TOTAL</b>	<b>748,659</b>	<b>703,704</b>	<b>415,685</b>	<b>694,072</b>	<b>462,202</b>



**City of Riviera Beach**  
**Proposed Annual Budget Summary**  
**October 1, 2021 to September 30, 2022**

**POLICE - SUPPORT SERVICES**

ACCOUNT DESCRIPTION	FY 2022 TENTATIVE BUDGET	FY 2021 ADOPTED BUDGET	FYTD 2021 ACTUAL	FY 2020 ADOPTED BUDGET	FY 2020 ACTUAL
REGULAR SALARIES AND WAGES	2,799,862	2,865,305	2,386,744	2,076,190	2,873,666
OVERTIME	275,000	225,000	172,425	200,000	394,972
STANDBY LINE-UP PAY	16,000	16,000	-	16,000	2,258
FICA TAXES	206,395	201,180	176,220	158,836	236,339
RETIREMENT CONTRIBUTIONS	142,074	157,345	157,345	149,727	150,739
RETIREMENT CONTRIBUTIONS-FRS	98,366	86,970	70,847	82,292	76,643
RETIREMENT CONTRIBUTIONS-185	576,468	526,791	526,791	182,625	182,625
HEALTH AND DENTAL INSURANCE	563,906	545,035	441,559	629,886	465,614
LIFE INSURANCE	8,161	6,961	5,632	14,833	7,760
PROFESSIONAL SERVICES	32,750	29,600	32,813	53,351	38,130
CONTRACT SERVICES	32,400	24,000	19,762	10,570	9,455
TRAVEL AND PER DIEM	20,000	20,000	4,085	9,950	33,030
COMMUNICATION SERVICES	244,419	175,000	111,933	244,419	319,171
POSTAGE AND FREIGHT	5,000	5,000	2,776	5,000	2,144
UTILITY SERVICES	2,256	76,497	72,936	76,497	93,355
RENTALS AND LEASES	391,331	359,014	236,867	286,154	323,379
GENERAL LIABILITY INSURANCE	221,384	248,693	248,693	236,850	236,850
REPAIRS AND MAINTENANCE	578,600	245,600	278,771	390,600	412,955
FLEET SERVICES	-	1,513,559	1,684,513	1,208,551	1,208,551
FLEET SERVICES - POLICE	900,000	-	-	-	-
INFORMATION TECHNOLOGY SERVICES	1,078,543	1,185,055	1,185,055	1,020,850	1,020,850
PRINTING AND BINDING	10,822	10,822	10,697	13,918	7,790
PROMOTIONAL ACTIVITIES	9,800	9,800	13,614	9,981	8,037
OFFICE SUPPLIES	-	-	-	-	109
OPERATING SUPPLIES	106,061	106,061	110,366	120,196	124,960
OPERATING SUPPLIES - CLOTHING	-	-	38	-	723
SUBSCRIPTIONS AND MEMBERSHIPS	3,500	2,800	4,918	4,175	3,661
BOOKS AND PERIODICALS	775	775	-	-	1,678
TRAINING AND EMPLOYEE DEVELOPMENT	35,870	35,870	30,306	36,970	38,352
CAPITAL - MACHINERY & EQUIPMENT	3,125	3,125	98	3,125	988,361
<b>TOTAL</b>	<b>8,362,868</b>	<b>8,681,858</b>	<b>7,985,804</b>	<b>7,241,546</b>	<b>9,262,154</b>

**City of Riviera Beach**  
**Proposed Annual Budget Summary**  
**October 1, 2021 to September 30, 2022**

**POLICE - OPERATIONS**

ACCOUNT DESCRIPTION	FY 2022 TENTATIVE BUDGET	FY 2021 ADOPTED BUDGET	FYTD 2021 ACTUAL	FY 2020 ADOPTED BUDGET	FY 2020 ACTUAL
REGULAR SALARIES AND WAGES	9,882,015	9,652,900	8,339,222	8,550,627	9,014,616
OVERTIME	500,000	400,000	622,454	550,000	760,753
STANDBY LINE-UP PAY	11,736	11,736	-	11,736	-
FICA TAXES	718,512	695,926	643,062	654,123	720,584
RETIREMENT CONTRIBUTIONS	23,602	26,139	26,139	24,808	15,395
RETIREMENT CONTRIBUTIONS-FRS	270,132	69,557	90,459	34,538	44,999
RETIREMENT CONTRIBUTIONS-185	1,001,249	914,966	914,966	914,966	914,966
RETIREMENT CONTRIBUTIONS-401A	1,799	1,614	807	-	746
HEALTH AND DENTAL INSURANCE	1,344,599	1,428,339	1,126,081	1,034,201	1,166,561
LIFE INSURANCE	18,949	17,679	14,085	56,445	20,668
PROFESSIONAL SERVICES	12,813	9,893	9,580	11,093	11,592
TRAVEL AND PER DIEM	10,000	10,000	11,465	15,753	4,501
COMMUNICATION SERVICES	9,850	9,850	8,483	9,850	9,289
POSTAGE AND FREIGHT	325	325	287	325	292
RENTALS AND LEASES	141,270	141,270	131,151	132,770	100,751
GENERAL LIABILITY INSURANCE	911,881	1,024,366	1,024,366	975,587	975,587
REPAIRS AND MAINTENANCE	70,750	57,785	35,524	75,090	67,576
PRINTING AND BINDING	3,060	3,060	400	12,784	264
OTHER CHARGES	19,000	19,000	4,839	20,970	4,087
OPERATING SUPPLIES	144,218	151,751	150,417	243,379	166,573
OPERATING SUPPLIES - CLOTHING	9,360	-	1,622	-	1,207
SUBSCRIPTIONS AND MEMBERSHIPS	1,500	1,500	2,430	2,700	760
BOOKS AND PERIODICALS	167	167	89	1,692	-
TRAINING AND EMPLOYEE DEVELOPMENT	39,000	33,500	34,366	23,030	22,302
<b>TOTAL</b>	<b>15,145,787</b>	<b>14,681,323</b>	<b>13,192,295</b>	<b>13,356,467</b>	<b>14,024,070</b>

**City of Riviera Beach**  
**Proposed Annual Budget Summary**  
**October 1, 2021 to September 30, 2022**

**FIRE - OPERATIONS**

ACCOUNT DESCRIPTION	FY 2022 TENTATIVE BUDGET	FY 2021 ADOPTED BUDGET	FYTD 2021 ACTUAL	FY 2020 ADOPTED BUDGET	FY 2020 ACTUAL
REGULAR SALARIES AND WAGES	3,910,700	4,420,295	3,506,875	3,974,665	3,713,849
OVERTIME	500,000	500,000	819,269	676,260	922,479
FICA TAXES	244,836	310,850	295,014	304,062	320,938
RETIREMENT CONTRIBUTIONS	18,852	20,878	20,878	19,905	20,021
RETIREMENT CONTRIBUTIONS-FRS	145,316	245,483	173,920	365,358	177,315
RETIREMENT CONTRIBUTIONS-175	945,897	917,631	917,631	917,631	917,631
HEALTH AND DENTAL INSURANCE	464,683	740,176	410,528	562,595	410,735
IAFF VEBA	29,067	37,958	18,495	-	74,268
LIFE INSURANCE	5,120	6,278	4,836	15,012	7,209
CONTRACT SERVICES	100,000	100,000	69,540	41,000	93,376
TRAVEL AND PER DIEM	10,000	5,000	-	4,500	4,952
COMMUNICATION SERVICES	20,910	20,910	600	20,910	41,164
UTILITY SERVICES	125,000	125,000	117,088	116,892	128,754
GENERAL LIABILITY INSURANCE	313,748	374,918	374,918	357,065	357,065
REPAIRS AND MAINTENANCE	314,500	314,500	194,655	264,500	356,789
FLEET SERVICES	285,112	193,063	193,063	228,344	228,344
INFORMATION TECHNOLOGY SERVICES	590,860	624,806	624,806	441,143	441,143
PRINTING AND BINDING	1,400	1,400	1,377	1,400	1,195
PROMOTIONAL ACTIVITIES	10,000	5,750	1,588	750	524
OPERATING SUPPLIES	109,300	109,300	64,251	109,300	156,310
SUBSCRIPTIONS AND MEMBERSHIPS	3,500	3,500	2,173	3,500	2,798
BOOKS AND PERIODICALS	500	500	-	500	104
CAPITAL - MACHINERY & EQUIPMENT	100,000	100,000	2,220	100,000	679,240
<b>TOTAL</b>	<b>8,249,301</b>	<b>9,178,196</b>	<b>7,813,726</b>	<b>8,525,292</b>	<b>9,056,202</b>

**City of Riviera Beach**  
**Proposed Annual Budget Summary**  
**October 1, 2021 to September 30, 2022**

**FIRE - RESCUE**

ACCOUNT DESCRIPTION	FY 2022 TENTATIVE BUDGET	FY 2021 ADOPTED BUDGET	FYTD 2021 ACTUAL	FY 2020 ADOPTED BUDGET	FY 2020 ACTUAL
REGULAR SALARIES AND WAGES	4,456,548	3,213,151	2,924,124	2,713,277	3,036,647
OVERTIME	325,000	175,000	615,475	204,000	611,220
FICA TAXES	266,999	221,177	256,234	207,564	261,882
RETIREMENT CONTRIBUTIONS-FRS	476,605	162,695	220,175	313,672	160,387
RETIREMENT CONTRIBUTIONS-175	966,812	937,921	937,921	721,650	721,650
HEALTH AND DENTAL INSURANCE	627,950	480,396	397,254	217,631	385,362
IAFF VEBA	36,111	30,272	17,348	-	72,900
LIFE INSURANCE	7,414	5,467	4,626	8,707	6,398
PROFESSIONAL SERVICES	150,000	150,000	72,206	150,000	172,151
TRAVEL AND PER DIEM	10,000	10,000	-	1,600	15,190
GENERAL LIABILITY INSURANCE	255,607	287,137	287,137	273,464	273,464
REPAIRS AND MAINTENANCE	78,030	78,030	19,158	78,030	72,784
PRINTING AND BINDING	3,500	3,500	305	1,000	-
OPERATING SUPPLIES	98,000	97,206	108,922	97,206	134,090
SUBSCRIPTIONS AND MEMBERSHIPS	2,750	2,750	490	250	-
BOOKS AND PERIODICALS	2,750	2,750	-	250	-
TRAINING AND EMPLOYEE DEVELOPMENT	70,000	70,000	28,593	60,000	11,079
<b>TOTAL</b>	<b>7,834,076</b>	<b>5,927,452</b>	<b>5,889,969</b>	<b>5,048,301</b>	<b>5,935,203</b>

**City of Riviera Beach**  
**Proposed Annual Budget Summary**  
**October 1, 2021 to September 30, 2022**

**FIRE - OCEAN RESCUE**

ACCOUNT DESCRIPTION	FY 2022 TENTATIVE BUDGET	FY 2021 ADOPTED BUDGET	FYTD 2021 ACTUAL	FY 2020 ADOPTED BUDGET	FY 2020 ACTUAL
REGULAR SALARIES AND WAGES	202,034	188,282	133,141	195,398	148,465
OVERTIME	20,000	20,000	17,393	7,150	21,794
FICA TAXES	14,515	14,194	11,365	14,948	13,103
RETIREMENT CONTRIBUTIONS-FRS	7,476	14,798	8,500	28,618	6,737
RETIREMENT CONTRIBUTIONS	-	-	-	-	-
HEALTH AND DENTAL INSURANCE	50,236	51,921	39,571	39,991	38,518
LIFE INSURANCE	426	536	408	1,200	565
TRAVEL AND PER DIEM	200	200	-	200	108
COMMUNICATION SERVICES	2,000	2,000	-	2,000	-
UTILITY SERVICES	5,000	5,000	5,891	32,414	299
GENERAL LIABILITY INSURANCE	37,898	42,573	42,573	40,546	40,546
REPAIRS AND MAINTENANCE	7,650	7,650	1,185	7,650	6,688
OPERATING SUPPLIES	10,160	10,160	3,686	10,160	25,155
<b>TOTAL</b>	<b>357,595</b>	<b>357,314</b>	<b>263,713</b>	<b>380,275</b>	<b>301,977</b>

**City of Riviera Beach**  
**Proposed Annual Budget Summary**  
**October 1, 2021 to September 30, 2022**

**PUBLIC WORKS - ADMINISTRATION**

ACCOUNT DESCRIPTION	FY 2022 TENTATIVE BUDGET	FY 2021 ADOPTED BUDGET	FYTD 2021 ACTUAL	FY 2020 ADOPTED BUDGET	FY 2020 ACTUAL
REGULAR SALARIES AND WAGES	331,562	312,368	242,793	594,147	415,750
OVERTIME	2,500	2,500	2,754	1,275	34,106
FICA TAXES	24,903	21,143	15,874	48,130	32,396
RETIREMENT CONTRIBUTIONS	60,539	67,046	67,046	63,876	64,260
RETIREMENT CONTRIBUTIONS-FRS	20,058	5,761	4,530	24,652	6,623
HEALTH AND DENTAL INSURANCE	37,677	38,278	24,975	78,773	56,545
LIFE INSURANCE	639	589	404	2,400	1,239
PROFESSIONAL SERVICES	-	-	2,520	25,000	84,494
CONTRACT SERVICES	21,000	31,000	2,951	21,000	44,002
TRAVEL AND PER DIEM	3,000	3,000	-	2,500	1,860
COMMUNICATION SERVICES	-	-	-	15,000	37,291
POSTAGE AND FREIGHT	100	100	-	100	-
UTILITY SERVICES	205,000	205,000	207,843	199,327	235,777
GENERAL LIABILITY INSURANCE	39,705	44,602	44,602	42,478	42,478
REPAIRS AND MAINTENANCE	10,000	10,000	-	10,000	13,047
FLEET SERVICES	71,029	115,761	115,761	31,755	31,755
INFORMATION TECHNOLOGY SERVICES	30,477	23,420	23,420	34,818	34,818
PRINTING AND BINDING	2,750	2,750	862	2,750	2,691
OFFICE SUPPLIES	-	-	287	-	78
OPERATING SUPPLIES	25,403	25,403	36,234	25,403	58,102
SUBSCRIPTIONS AND MEMBERSHIPS	800	800	439	1,800	1,464
BOOKS AND PERIODICALS	290	290	154	870	240
TRAINING AND EMPLOYEE DEVELOPMENT	4,500	4,500	100	4,500	439
<b>TOTAL</b>	<b>891,932</b>	<b>914,311</b>	<b>793,547</b>	<b>1,230,554</b>	<b>1,199,456</b>



**City of Riviera Beach**  
**Proposed Annual Budget Summary**  
**October 1, 2021 to September 30, 2022**

**PUBLIC WORKS - STREETS**

ACCOUNT DESCRIPTION	FY 2022 TENTATIVE BUDGET	FY 2021 ADOPTED BUDGET	FYTD 2021 ACTUAL	FY 2020 ADOPTED BUDGET	FY 2020 ACTUAL
REGULAR SALARIES AND WAGES	742,254	609,599	533,956	749,938	568,257
OVERTIME	35,000	35,000	27,300	27,540	48,590
FICA TAXES	53,445	43,550	40,170	57,370	44,377
RETIREMENT CONTRIBUTIONS	55,788	61,784	61,784	58,780	59,143
RETIREMENT CONTRIBUTIONS-FRS	31,780	22,396	18,816	31,198	22,530
HEALTH AND DENTAL INSURANCE	213,503	181,722	157,030	167,393	151,306
LIFE INSURANCE	2,311	2,201	1,830	5,104	2,497
PROFESSIONAL SERVICES	25,000	25,000	24,402	60,000	56,495
TRAVEL AND PER DIEM	1,000	1,000	-	1,000	-
COMMUNICATION SERVICES	-	5,000	-	5,000	-
UTILITY SERVICES	105,000	105,000	155,862	111,269	152,685
GENERAL LIABILITY INSURANCE	129,006	144,920	144,920	138,019	138,019
REPAIRS AND MAINTENANCE	-	-	295	-	179
FLEET SERVICES	435,160	111,898	111,898	175,771	175,771
INFORMATION TECHNOLOGY SERVICES	91,430	87,825	87,825	73,524	73,524
PRINTING AND BINDING	500	500	454	750	336
OPERATING SUPPLIES	40,745	40,745	18,282	65,745	59,789
ROAD MATERIAL AND SUPPLIES	111,500	111,500	48,302	111,500	146,954
SUBSCRIPTIONS AND MEMBERSHIPS	200	200	-	200	402
TRAINING AND EMPLOYEE DEVELOPMENT	4,500	4,500	-	2,000	25
<b>TOTAL</b>	<b>2,078,122</b>	<b>1,594,340</b>	<b>1,433,126</b>	<b>1,842,101</b>	<b>1,700,880</b>

**City of Riviera Beach**  
**Proposed Annual Budget Summary**  
**October 1, 2021 to September 30, 2022**

**PUBLIC WORKS - PROPERTY MAINTENANCE**

ACCOUNT DESCRIPTION	FY 2022 TENTATIVE BUDGET	FY 2021 ADOPTED BUDGET	FYTD 2021 ACTUAL	FY 2020 ADOPTED BUDGET	FY 2020 ACTUAL
REGULAR SALARIES AND WAGES	324,571	280,283	178,922	423,779	274,996
OVERTIME	13,000	13,000	15,996	12,958	20,408
FICA TAXES	23,670	16,455	13,937	32,419	21,205
RETIREMENT CONTRIBUTIONS	20,231	22,405	22,405	21,356	21,486
RETIREMENT CONTRIBUTIONS-FRS	28,266	23,444	14,453	15,094	16,660
HEALTH AND DENTAL INSURANCE	75,354	77,881	42,706	88,620	53,341
LIFE INSURANCE	781	781	621	2,700	1,058
CONTRACT SERVICES	5,000	9,500	11,876	35,000	4,220
TRAVEL AND PER DIEM	750	750	-	1,750	-
COMMUNICATION SERVICES	-	-	-	3,500	-
UTILITY SERVICES	525,000	525,000	452,080	597,143	624,325
RENTALS AND LEASES	3,000	3,000	4,988	3,000	1,225
GENERAL LIABILITY INSURANCE	90,642	101,823	101,823	96,974	96,974
REPAIRS AND MAINTENANCE	325,000	392,800	522,386	584,750	570,718
FLEET SERVICES	40,522	21,549	21,549	18,122	18,352
INFORMATION TECHNOLOGY SERVICES	48,763	40,985	40,985	45,531	45,531
PRINTING AND BINDING	250	250	205	250	1,084
OPERATING SUPPLIES	25,812	25,812	14,679	25,812	25,784
TRAINING AND EMPLOYEE DEVELOPMENT	2,500	2,500	133	2,500	150
<b>TOTAL</b>	<b>1,553,112</b>	<b>1,558,218</b>	<b>1,459,743</b>	<b>2,011,258</b>	<b>1,797,517</b>

**City of Riviera Beach**  
**Proposed Annual Budget Summary**  
**October 1, 2021 to September 30, 2022**

**PARKS AND RECREATION - RECREATIONAL ACTIVITIES**

ACCOUNT DESCRIPTION	FY 2022 TENTATIVE BUDGET	FY 2021 ADOPTED BUDGET	FYTD 2021 ACTUAL	FY 2020 ADOPTED BUDGET	FY 2020 ACTUAL
REGULAR SALARIES AND WAGES	949,990	669,474	430,075	840,000	520,131
OVERTIME	25,000	51,000	27,258	20,400	42,737
FICA TAXES	66,928	33,283	33,597	64,260	40,026
RETIREMENT CONTRIBUTIONS	44,140	48,884	48,884	46,599	46,816
RETIREMENT CONTRIBUTIONS-FRS	72,783	63,674	44,878	45,624	51,173
HEALTH AND DENTAL INSURANCE	125,590	116,821	75,943	137,853	95,581
LIFE INSURANCE	1,562	1,704	1,266	4,200	1,900
PROFESSIONAL SERVICES	100,000	75,000	175,768	125,000	126,391
TRAVEL AND PER DIEM	2,500	-	-	1,200	158
COMMUNICATION SERVICES	-	24,020	-	24,020	12,959
POSTAGE AND FREIGHT	500	500	-	500	515
UTILITY SERVICES	79,000	74,000	66,292	89,000	79,715
RENTALS AND LEASES	6,826	6,826	4,837	4,800	(13,717)
GENERAL LIABILITY INSURANCE	94,384	100,777	100,777	95,978	95,978
REPAIRS AND MAINTENANCE	49,526	49,526	13,769	49,526	54,911
FLEET SERVICES	208,660	139,169	139,169	107,257	107,257
PRINTING AND BINDING	1,500	1,500	1,889	2,500	(2,475)
PROMOTIONAL ACTIVITIES	2,500	1,000	841	1,750	1,532
OFFICE SUPPLIES	-	-	2,128	-	(80)
OPERATING SUPPLIES	210,115	200,115	297,701	294,215	340,155
SUBSCRIPTIONS AND MEMBERSHIPS	4,000	2,000	150	2,000	1,188
BOOKS AND PERIODICALS	100	100	-	100	-
TRAINING AND EMPLOYEE DEVELOPMENT	4,000	2,000	1,192	4,000	1,521
<b>TOTAL</b>	<b>2,049,604</b>	<b>1,661,373</b>	<b>1,466,414</b>	<b>1,960,782</b>	<b>1,604,371</b>

**City of Riviera Beach**  
**Proposed Annual Budget Summary**  
**October 1, 2021 to September 30, 2022**

**PARKS AND RECREATION - BROOKS COMMUNITY CENTER**

ACCOUNT DESCRIPTION	FY 2022 TENTATIVE BUDGET	FY 2021 ADOPTED BUDGET	FYTD 2021 ACTUAL	FY 2020 ADOPTED BUDGET	FY 2020 ACTUAL
REGULAR SALARIES AND WAGES	-	-	-	33,990	-
OVERTIME	-	-	-	5,100	-
FICA TAXES	-	-	-	2,600	-
RETIREMENT CONTRIBUTIONS-FRS	-	-	-	3,969	-
LIFE INSURANCE	-	-	-	300	-
COMMUNICATION SERVICES	-	450	-	450	366
UTILITY SERVICES	-	10,000	6,700	8,500	-
GENERAL LIABILITY INSURANCE	-	5,250	5,250	5,000	5,000
REPAIRS AND MAINTENANCE	-	-	60	-	-
OPERATING SUPPLIES	-	5,000	819	4,000	1,908
<b>TOTAL</b>	<b>-</b>	<b>20,700</b>	<b>12,829</b>	<b>63,909</b>	<b>7,274</b>

**City of Riviera Beach**  
**Proposed Annual Budget Summary**  
**October 1, 2021 to September 30, 2022**

**PARKS AND RECREATION - PARKS MAINTENANCE**

ACCOUNT DESCRIPTION	FY 2022 TENTATIVE BUDGET	FY 2021 ADOPTED BUDGET	FYTD 2021 ACTUAL	FY 2020 ADOPTED BUDGET	FY 2020 ACTUAL
REGULAR SALARIES AND WAGES	827,947	781,563	503,332	607,772	633,978
OVERTIME	30,000	30,000	26,315	28,902	37,656
FICA TAXES	58,402	57,984	38,580	46,495	49,795
RETIREMENT CONTRIBUTIONS	52,263	57,880	57,880	55,089	55,428
RETIREMENT CONTRIBUTIONS-FRS	38,257	38,113	24,460	31,829	22,466
HEALTH AND DENTAL INSURANCE	194,143	194,702	163,690	166,789	162,385
LIFE INSURANCE	1,672	2,059	1,472	5,104	2,355
TRAVEL AND PER DIEM	500	500	-	500	-
COMMUNICATION SERVICES	-	900	-	900	609
UTILITY SERVICES	400,000	420,000	282,081	304,496	419,236
GENERAL LIABILITY INSURANCE	161,124	181,000	181,000	172,381	172,381
REPAIRS AND MAINTENANCE	84,900	84,900	87,030	66,600	101,177
INFORMATION TECHNOLOGY SERVICES	281,362	295,961	295,961	262,989	262,989
OPERATING SUPPLIES	29,100	29,100	22,239	25,500	52,012
TRAINING AND EMPLOYEE DEVELOPMENT	1,000	1,000	4,305	2,500	1,234
<b>TOTAL</b>	<b>2,160,670</b>	<b>2,175,662</b>	<b>1,688,345</b>	<b>1,777,846</b>	<b>1,973,701</b>

**City of Riviera Beach**  
**Proposed Annual Budget Summary**  
**October 1, 2021 to September 30, 2022**

**PARKS AND RECREATION - BARRACUDA BAY**

ACCOUNT DESCRIPTION	FY 2022 TENTATIVE BUDGET	FY 2021 ADOPTED BUDGET	FYTD 2021 ACTUAL	FY 2020 ADOPTED BUDGET	FY 2020 ACTUAL
REGULAR SALARIES AND WAGES	414,921	396,619	229,715	369,378	254,075
OVERTIME	10,000	10,000	12,346	4,000	8,391
FICA TAXES	29,215	26,303	17,651	28,257	19,071
RETIREMENT CONTRIBUTIONS	-	-	-	-	79
RETIREMENT CONTRIBUTIONS-FRS	30,109	33,089	18,189	37,565	15,280
HEALTH AND DENTAL INSURANCE	75,223	64,770	62,561	9,847	48,494
LIFE INSURANCE	497	497	403	300	532
PROFESSIONAL SERVICES	3,431	3,431	844	2,000	2,275
TRAVEL AND PER DIEM	310	310	-	310	-
COMMUNICATION SERVICES	-	892	-	892	447
UTILITY SERVICES	51,000	51,000	32,395	55,443	39,248
GENERAL LIABILITY INSURANCE	41,852	47,014	47,014	44,775	44,775
REPAIRS AND MAINTENANCE	65,952	73,654	71,253	62,000	85,656
PROMOTIONAL ACTIVITIES	500	500	1,755	500	-
OPERATING SUPPLIES	37,948	45,650	25,432	42,650	35,697
INVENTORY	2,500	2,500	2,333	7,500	2,252
BOOKS AND PERIODICALS	300	300	-	300	-
TRAINING AND EMPLOYEE DEVELOPMENT	1,000	1,000	990	1,000	154
<b>TOTAL</b>	<b>764,758</b>	<b>757,529</b>	<b>522,881</b>	<b>666,717</b>	<b>556,426</b>



**City of Riviera Beach**  
**Proposed Annual Budget Summary**  
**October 1, 2021 to September 30, 2022**

**PARKS AND RECREATION - LINDSAY DAVIS COMMUNITY CENTER**

ACCOUNT DESCRIPTION	FY 2022 TENTATIVE BUDGET	FY 2021 ADOPTED BUDGET	FYTD 2021 ACTUAL	FY 2020 ADOPTED BUDGET	FY 2020 ACTUAL
REGULAR SALARIES AND WAGES	52,180	45,768	37,565	34,690	50,472
OVERTIME	5,100	5,100	11,446	5,100	10,525
FICA TAXES	3,376	2,535	3,155	2,654	3,399
RETIREMENT CONTRIBUTIONS	3,525	3,904	3,904	3,699	3,745
RETIREMENT CONTRIBUTIONS-FRS	-	390	-	2,692	713
HEALTH AND DENTAL INSURANCE	12,559	12,980	11,499	9,847	13,676
LIFE INSURANCE	142	142	122	300	183
COMMUNICATION SERVICES	-	450	-	450	-
UTILITY SERVICES	40,000	40,000	7,594	22,677	24,379
GENERAL LIABILITY INSURANCE	13,203	14,832	14,832	14,126	14,126
OPERATING SUPPLIES	30,000	15,000	26,705	40,000	53,724
<b>TOTAL</b>	<b>160,085</b>	<b>141,101</b>	<b>116,824</b>	<b>136,235</b>	<b>174,942</b>

**City of Riviera Beach**  
**Proposed Annual Budget Summary**  
**October 1, 2021 to September 30, 2022**

**LIBRARY**

ACCOUNT DESCRIPTION	FY 2022 TENTATIVE BUDGET	FY 2021 ADOPTED BUDGET	FYTD 2021 ACTUAL	FY 2020 ADOPTED BUDGET	FY 2020 ACTUAL
REGULAR SALARIES AND WAGES	504,685	418,509	321,390	524,781	408,654
OVERTIME	1,010	-	832	1,500	3,055
FICA TAXES	37,152	27,756	22,869	40,146	30,717
RETIREMENT CONTRIBUTIONS	48,124	53,297	53,297	50,801	51,164
RETIREMENT CONTRIBUTIONS-FRS	57,109	56,925	34,159	22,370	16,857
HEALTH AND DENTAL INSURANCE	100,472	51,554	65,318	98,768	58,614
LIFE INSURANCE	952	710	774	3,000	1,056
CONTRACT SERVICES	109,406	103,175	16,394	123,860	64,596
TRAVEL AND PER DIEM	-	-	-	1,500	1,157
COMMUNICATION SERVICES	-	12,000	2,071	12,000	8,784
POSTAGE AND FREIGHT	750	750	-	750	676
UTILITY SERVICES	95,437	95,437	52,820	95,437	76,978
GENERAL LIABILITY INSURANCE	13,823	15,528	15,528	14,789	14,789
REPAIRS AND MAINTENANCE	50,000	28,000	4,320	30,600	6,458
FLEET SERVICES	12,520	6,401	6,401	6,406	6,406
INFORMATION TECHNOLOGY SERVICES	62,525	165,769	165,769	56,557	56,557
PROMOTIONAL ACTIVITIES	-	-	-	-	-
OPERATING SUPPLIES	4,500	4,500	2,141	4,500	9,086
SUBSCRIPTIONS AND MEMBERSHIPS	8,600	6,600	1,832	4,638	25,419
TRAINING AND EMPLOYEE DEVELOPMENT	-	-	-	-	300
CAPITAL - MACHINERY & EQUIPMENT	55,000	55,000	89,306	52,014	85,340
<b>TOTAL</b>	<b>1,162,065</b>	<b>1,101,911</b>	<b>855,221</b>	<b>1,144,417</b>	<b>926,664</b>

<b>TOTAL GENERAL FUND EXPENDITURES</b>	<b>85,166,896</b>	<b>81,903,550</b>	<b>72,463,614</b>	<b>77,743,783</b>	<b>79,325,115</b>
--	-------------------	-------------------	-------------------	-------------------	-------------------

**City of Riviera Beach**  
**Proposed Annual Budget Summary**  
**October 1, 2021 to September 30, 2022**

**DEBT SERVICE FUND**

**REVENUES**

ACCOUNT DESCRIPTION	FY 2022 TENTATIVE BUDGET	FY 2021 ADOPTED BUDGET	FYTD 2021 ACTUAL	FY 2020 ADOPTED BUDGET	FY 2020 ACTUAL
INVESTMENT EARNINGS	-	-	2,335	-	95,504
TRANSFER IN FROM FUND 101	6,652,608	6,955,344	6,955,344	6,465,932	6,465,932
<b>TOTAL</b>	<b>6,652,608</b>	<b>6,955,344</b>	<b>6,957,679</b>	<b>6,465,932</b>	<b>6,561,436</b>

**EXPENDITURES:**

ACCOUNT DESCRIPTION	FY 2022 TENTATIVE BUDGET	FY 2021 ADOPTED BUDGET	FYTD 2021 ACTUAL	FY 2020 ADOPTED BUDGET	FY 2020 ACTUAL
PRINCIPAL PAYMENTS	3,612,608	3,804,649	3,804,645	3,259,594	3,259,591
INTEREST PAYMENTS	3,040,000	3,150,695	3,150,690	3,206,338	3,206,335
<b>TOTAL</b>	<b>6,652,608</b>	<b>6,955,344</b>	<b>6,955,335</b>	<b>6,465,932</b>	<b>6,465,925</b>

**City of Riviera Beach**  
**Proposed Annual Budget Summary**  
**October 1, 2021 to September 30, 2022**

**MAJOR DISASTER FUND**

**REVENUES:**

ACCOUNT DESCRIPTION	FY 2022 TENTATIVE BUDGET	FY 2021 ADOPTED BUDGET	FYTD 2021 ACTUAL	FY 2020 ADOPTED BUDGET	FY 2020 ACTUAL
MISCELLANEOUS REVENUES	-	109,597	-	6,000	-
TRANSFER IN FROM FUND 101	765,344	720,583	720,583	679,581	679,581
<b>TOTAL</b>	<b>765,344</b>	<b>830,180</b>	<b>720,583</b>	<b>685,581</b>	<b>679,581</b>

**EXPENDITURES:**

ACCOUNT DESCRIPTION	FY 2022 TENTATIVE BUDGET	FY 2021 ADOPTED BUDGET	FYTD 2021 ACTUAL	FY 2020 ADOPTED BUDGET	FY 2020 ACTUAL
OPERATING SUPPLIES	665,344	336,086	70,057	-	351,767
OPERATING SUPPLIES	100,000	494,094	75,106	685,581	85,458
<b>TOTAL</b>	<b>765,344</b>	<b>830,180</b>	<b>145,163</b>	<b>685,581</b>	<b>437,225</b>

**City of Riviera Beach**  
**Proposed Annual Budget Summary**  
**October 1, 2021 to September 30, 2022**

**UTILITY SPECIAL DISTRICT (USD) - OPERATING FUND**

**REVENUES:**

ACCOUNT DESCRIPTION	FY 2022 TENTATIVE BUDGET	FY 2021 ADOPTED BUDGET	FYTD 2021 ACTUAL	FY 2020 ADOPTED BUDGET	FY 2020 ACTUAL
CAPITAL FEE - WATER	-	-	247,233	-	25,320
CAPITAL FEE - SEWER	-	-	226,640	-	18,390
SERVICE CHARGE - WATER UTILITY	16,900,000	17,120,000	12,649,526	17,436,891	16,581,659
SERVICE CHARGE - SEWER	12,250,000	12,190,000	8,968,098	10,654,419	11,684,630
INVESTMENT EARNINGS	50,000	50,000	48,996	350,000	895,737
MISCELLANEOUS REVENUES	100,000	140,000	79,876	140,000	95,325
TRANSFER IN FROM FUND 412	-	-	-	-	1,910,610
TRANSFER IN FROM FUND 413	-	-	-	-	609,307
TRANSFER IN FROM FUND 414	-	-	-	-	1,800,000
TRANSFER IN FROM FUND 415	-	-	-	-	4,904,544
<b>TOTAL</b>	<b>29,300,000</b>	<b>29,500,000</b>	<b>22,220,369</b>	<b>28,581,310</b>	<b>38,525,522</b>

**City of Riviera Beach**  
**Proposed Annual Budget Summary**  
**October 1, 2021 to September 30, 2022**

**UTILITY SPECIAL DISTRICT - ADMINISTRATION**

ACCOUNT DESCRIPTION	FY 2022 TENTATIVE BUDGET	FY 2021 ADOPTED BUDGET	FYTD 2021 ACTUAL	FY 2020 ADOPTED BUDGET	FY 2020 ACTUAL
REGULAR SALARIES AND WAGES	749,975	736,907	504,651	799,735	593,451
OVERTIME	10,000	10,000	16,270	8,100	22,735
FICA TAXES	55,848	55,736	38,595	59,461	46,506
RETIREMENT CONTRIBUTIONS	69,581	77,060	77,060	73,326	73,985
RETIREMENT CONTRIBUTIONS-FRS	75,923	76,327	34,345	20,853	35,832
HEALTH AND DENTAL INSURANCE	111,296	93,259	81,205	116,818	78,316
LIFE INSURANCE	1,420	13,152	1,179	3,000	2,086
OPEB LIABILITY EXPENSE	85,586	91,956	-	91,956	50,738
PROFESSIONAL SERVICES	60,000	150,000	96,337	-	48,819
PROFESSIONAL SRV - CITY ADMIN	5,451,442	5,745,489	5,745,249	5,800,642	5,983,098
ACCOUNTING AND AUDITING	6,000	6,000	6,000	6,000	6,000
CONTRACT SERVICES	75,000	100,000	17,688	77,000	58,151
BANK CHARGES AND FEES	404,000	100,000	256,446	100,000	398,979
TRAVEL AND PER DIEM	7,000	12,000	2,343	11,400	3,880
COMMUNICATION SERVICES	-	72,000	-	72,000	68,240
POSTAGE AND FREIGHT	200	200	48	200	4
GENERAL LIABILITY INSURANCE	69,456	78,024	78,024	74,309	74,309
REPAIRS AND MAINTENANCE	4,200	4,200	6,006	4,200	37,256
FLEET SERVICES	125,947	64,632	64,632	63,342	63,342
INFORMATION TECHNOLOGY SERVICES	368,897	381,461	381,461	550,075	550,075
PRINTING AND BINDING	2,300	2,300	2,244	2,300	1,888
PROMOTIONAL ACTIVITIES	10,000	21,000	3,530	21,000	9,142
OTHER CHARGES	35,000	45,000	37,558	41,000	35,642
OFFICE SUPPLIES	-	-	-	500	2,743
OPERATING SUPPLIES	80,000	115,000	45,396	112,506	78,396
OPERATING SUPPLIES - CLOTHING	12,000	12,000	12,734	11,000	12,287
SUBSCRIPTIONS AND MEMBERSHIPS	6,000	12,000	1,048	11,000	1,131
BOOKS AND PERIODICALS	-	1,000	347	1,000	(15)
TRAINING AND EMPLOYEE DEVELOPMENT	12,000	20,000	5,561	20,000	2,686
CONTINGENCY	550,000	500,000	-	550,000	-
CAPITAL - MACHINERY & EQUIPMENT	200,000	200,000	31,212	200,000	1
TRANSFER OUT TO FUND 101	1,119,574	1,058,802	1,058,802	980,741	980,741
TRANSFER OUT TO FUND 412	419,672	415,516	14,110,831	415,516	415,516
TRANSFER OUT TO FUND 414	4,261,925	4,264,050	4,264,050	4,261,425	4,261,425
<b>TOTAL</b>	<b>14,440,242</b>	<b>14,535,071</b>	<b>26,980,852</b>	<b>14,560,405</b>	<b>13,997,385</b>

**City of Riviera Beach**  
**Proposed Annual Budget Summary**  
**October 1, 2021 to September 30, 2022**

**UTILITY SPECIAL DISTRICT - CUSTOMER SERVICE**

ACCOUNT DESCRIPTION	FY 2022 TENTATIVE BUDGET	FY 2021 ADOPTED BUDGET	FYTD 2021 ACTUAL	FY 2020 ADOPTED BUDGET	FY 2020 ACTUAL
REGULAR SALARIES AND WAGES	730,502	646,290	524,237	696,723	637,020
OVERTIME	40,000	50,000	38,601	33,660	49,236
FICA TAXES	52,640	43,848	40,417	55,874	50,102
RETIREMENT CONTRIBUTIONS	89,199	98,786	98,786	94,087	94,636
RETIREMENT CONTRIBUTIONS-FRS	27,286	11,342	9,614	9,825	9,733
HEALTH AND DENTAL INSURANCE	182,627	181,722	132,032	172,761	135,341
LIFE INSURANCE	1,775	1,917	1,495	4,200	2,192
PROFESSIONAL SERVICES	500	1,000	-	1,000	-
CONTRACT SERVICES	20,000	41,100	12,838	41,100	3,666
TRAVEL AND PER DIEM	-	-	491	3,000	1,772
UTILITY SERVICES	2,000	2,000	-	2,000	2,126
GENERAL LIABILITY INSURANCE	134,010	150,540	150,540	143,371	143,371
REPAIRS AND MAINTENANCE	100,000	150,000	58,253	100,000	79,732
FLEET SERVICES	125,947	64,632	64,632	63,342	63,342
PRINTING AND BINDING	500	500	-	500	-
OTHER CHARGES	2,200	2,200	6,100	2,200	6,103
OPERATING SUPPLIES	20,000	23,700	12,367	23,700	19,865
OPERATING SUPPLIES - CLOTHING	2,000	2,000	1,998	2,000	2,098
BOOKS AND PERIODICALS	500	500	-	200	-
TRAINING AND EMPLOYEE DEVELOPMENT	1,000	2,000	2,548	2,000	1,510
DEPRECIATION EXPENSE	-	-	-	-	143,111
CONTINGENCY	550,000	525,000	-	550,000	-
TRANSFER OUT TO FUND 412	419,672	415,516	415,516	415,516	415,516
<b>TOTAL</b>	<b>2,502,358</b>	<b>2,414,593</b>	<b>1,570,465</b>	<b>2,417,059</b>	<b>1,860,473</b>



**City of Riviera Beach**  
**Proposed Annual Budget Summary**  
**October 1, 2021 to September 30, 2022**

**UTILITY SPECIAL DISTRICT - WATER**

ACCOUNT DESCRIPTION	FY 2022 TENTATIVE BUDGET	FY 2021 ADOPTED BUDGET	FYTD 2021 ACTUAL	FY 2020 ADOPTED BUDGET	FY 2020 ACTUAL
REGULAR SALARIES AND WAGES	1,141,771	1,003,206	633,546	1,005,250	807,690
OVERTIME	75,000	75,000	204,926	55,700	163,032
FICA TAXES	84,244	73,784	62,603	76,715	71,546
RETIREMENT CONTRIBUTIONS	104,679	115,930	115,930	110,299	110,976
RETIREMENT CONTRIBUTIONS-FRS	81,346	51,507	32,378	51,873	30,176
HEALTH AND DENTAL INSURANCE	226,062	259,603	136,167	295,502	158,204
LIFE INSURANCE	2,162	2,303	1,695	7,500	2,715
PROFESSIONAL SERVICES	6,400	6,400	2,275	6,400	3,926
CONTRACT SERVICES	175,000	200,000	64,842	46,500	134,743
TRAVEL AND PER DIEM	1,200	5,000	3,410	5,000	-
UTILITY SERVICES	600,000	600,000	579,153	535,247	883,944
RENTALS AND LEASES	15,000	15,000	10,971	15,000	74,102
GENERAL LIABILITY INSURANCE	180,056	202,267	202,267	192,635	192,635
REPAIRS AND MAINTENANCE	350,000	450,000	347,598	250,000	291,998
FLEET SERVICES	125,947	64,632	64,632	63,341	63,341
PRINTING AND BINDING	5,000	5,600	-	5,600	5,291
OTHER CHARGES	10,000	17,500	11,013	14,100	11,316
OPERATING SUPPLIES	700,000	1,000,000	588,969	650,000	528,735
OPERATING SUPPLIES - CLOTHING	2,600	2,600	2,772	2,600	6,141
SUBSCRIPTIONS AND MEMBERSHIPS	600	600	450	600	-
BOOKS AND PERIODICALS	2,000	4,000	-	4,000	160
TRAINING AND EMPLOYEE DEVELOPMENT	2,000	4,000	5,649	4,000	1,461
DEPRECIATION EXPENSE	-	-	-	-	1,822,475
CONTINGENCY	550,000	525,000	-	550,000	-
CAPITAL - MACHINERY & EQUIPMENT	130,000	130,000	46,816	130,000	-
TRANSFER OUT TO FUND 412	419,672	415,516	415,516	415,516	415,516
<b>TOTAL</b>	<b>4,990,739</b>	<b>5,229,448</b>	<b>3,533,578</b>	<b>4,493,378</b>	<b>5,780,124</b>

**City of Riviera Beach**  
**Proposed Annual Budget Summary**  
**October 1, 2021 to September 30, 2022**

**UTILITY SPECIAL DISTRICT - SEWER**

ACCOUNT DESCRIPTION	FY 2022 TENTATIVE BUDGET	FY 2021 ADOPTED BUDGET	FYTD 2021 ACTUAL	FY 2020 ADOPTED BUDGET	FY 2020 ACTUAL
REGULAR SALARIES AND WAGES	711,336	708,375	492,636	782,972	632,846
OVERTIME	40,000	50,000	59,955	30,600	66,358
FICA TAXES	52,317	52,135	40,462	59,897	51,620
RETIREMENT CONTRIBUTIONS	102,839	113,893	113,893	108,451	109,102
RETIREMENT CONTRIBUTIONS-FRS	31,321	26,288	9,082	3,198	12,646
HEALTH AND DENTAL INSURANCE	163,398	168,742	101,165	135,741	117,098
LIFE INSURANCE	1,278	1,562	1,069	3,300	1,839
PROFESSIONAL SERVICES	6,600	6,600	2,855	6,600	8,675
ACCOUNTING AND AUDITING	5,200	5,200	-	5,200	-
CONTRACT SERVICES	4,562,359	4,593,035	3,624,277	4,391,203	65,136
TRAVEL AND PER DIEM	1,200	2,100	498	2,100	1,670
COMMUNICATION SERVICES	-	500	-	500	101
UTILITY SERVICES	203,200	203,200	142,484	203,200	236,742
GENERAL LIABILITY INSURANCE	118,494	133,111	133,111	126,772	126,772
REPAIRS AND MAINTENANCE	100,000	100,000	89,051	100,000	151,967
FLEET SERVICES	125,947	64,631	64,631	63,341	63,341
PRINTING AND BINDING	750	750	-	750	-
OPERATING SUPPLIES	60,000	60,000	64,364	56,400	111,222
OPERATING SUPPLIES - CLOTHING	6,000	6,000	2,919	5,477	5,533
SUBSCRIPTIONS AND MEMBERSHIPS	2,000	4,000	80	4,000	60
BOOKS AND PERIODICALS	250	250	-	250	-
TRAINING AND EMPLOYEE DEVELOPMENT	2,500	5,000	5,475	5,000	1,685
DEPRECIATION EXPENSE	-	-	-	-	827,759
CONTINGENCY	550,000	500,000	-	550,000	-
CAPITAL - MACHINERY & EQUIPMENT	100,000	100,000	27,002	50,000	-
TRANSFER OUT TO FUND 412	419,672	415,516	415,516	415,516	415,516
<b>TOTAL</b>	<b>7,366,661</b>	<b>7,320,888</b>	<b>5,390,526</b>	<b>7,110,468</b>	<b>3,007,689</b>

<b>TOTAL USD OPERATING FUND - EXPENSES</b>	<b>29,300,000</b>	<b>29,500,000</b>	<b>37,475,421</b>	<b>28,581,310</b>	<b>24,645,671</b>
--	-------------------	-------------------	-------------------	-------------------	-------------------

**City of Riviera Beach**  
**Proposed Annual Budget Summary**  
**October 1, 2021 to September 30, 2022**

**UTILITY SPECIAL DISTRICT - DEBT SERVICE FUND**

**REVENUES:**

ACCOUNT DESCRIPTION	FY 2022 TENTATIVE BUDGET	FY 2021 ADOPTED BUDGET	FYTD 2021 ACTUAL	FY 2020 ADOPTED BUDGET	FY 2020 ACTUAL
INVESTMENT EARNINGS	-	-	730	-	39,101
TRANSFER IN FROM FUND 411	4,261,925	4,264,050	4,264,050	4,261,425	4,261,425
<b>TOTAL</b>	<b>4,261,925</b>	<b>4,264,050</b>	<b>4,264,780</b>	<b>4,261,425</b>	<b>4,300,526</b>

**EXPENSES:**

ACCOUNT DESCRIPTION	FY 2022 TENTATIVE BUDGET	FY 2021 ADOPTED BUDGET	FYTD 2021 ACTUAL	FY 2020 ADOPTED BUDGET	FY 2020 ACTUAL
PRINCIPAL PAYMENTS	1,990,000	1,895,000	1,895,000	1,800,000	-
INTEREST PAYMENTS	2,271,925	2,369,050	2,369,050	2,461,425	2,461,425
TRANSFER OUT TO FUND 411	-	-	-	-	1,800,000
<b>TOTAL</b>	<b>4,261,925</b>	<b>4,264,050</b>	<b>4,264,050</b>	<b>4,261,425</b>	<b>4,261,425</b>

**City of Riviera Beach**  
**Proposed Annual Budget Summary**  
**October 1, 2021 to September 30, 2022**

**MARINA - OPERATING FUND**

**REVENUES:**

ACCOUNT DESCRIPTION	FY 2022 TENTATIVE BUDGET	FY 2021 ADOPTED BUDGET	FYTD 2021 ACTUAL	FY 2020 ADOPTED BUDGET	FY 2020 ACTUAL
CHARGES FOR SERVICES	2,812,532	2,726,444	2,168,826	2,654,079	2,536,251
INVESTMENT EARNINGS	-	20,000	-	20,000	-
<b>TOTAL</b>	<b>2,812,532</b>	<b>2,746,444</b>	<b>2,168,826</b>	<b>2,674,079</b>	<b>2,536,251</b>

**EXPENSES:**

ACCOUNT DESCRIPTION	FY 2022 TENTATIVE BUDGET	FY 2021 ADOPTED BUDGET	FYTD 2021 ACTUAL	FY 2020 ADOPTED BUDGET	FY 2020 ACTUAL
REGULAR SALARIES AND WAGES	506,356	457,932	261,732	457,932	349,726
FICA TAXES	56,510	51,728	36,048	51,471	44,136
HEALTH AND DENTAL INSURANCE	-	48,702	-	12,676	-
LIFE INSURANCE	-	1,001	-	1,001	-
PROFESSIONAL SERVICES	236,092	154,869	142,009	271,727	187,453
PROFESSIONAL SRV - CITY ADMIN	420,829	399,822	-	403,796	-
CONTRACT SERVICES	26,851	132,428	96,662	74,296	132,203
BANK CHARGES AND FEES	79,800	-	58,893	-	71,118
COMMUNICATION SERVICES	20,261	14,996	9,636	14,946	12,816
POSTAGE AND FREIGHT	-	1,324	1,221	1,273	791
UTILITY SERVICES	151,902	154,808	115,981	148,573	133,319
RENTALS AND LEASES	-	57,242	-	-	-
GENERAL LIABILITY INSURANCE	49,900	179,161	31,931	263,181	32,765
INSURANCE SETTLEMENT	-	-	-	-	-
REPAIRS AND MAINTENANCE	95,476	87,151	31,856	33,486	43,039
PROMOTIONAL ACTIVITIES	53,881	54,884	29,124	51,500	51,543
OFFICE SUPPLIES	-	-	2,545	-	5,022
OPERATING SUPPLIES	10,667	50,449	37,606	22,885	54,789
INVENTORY	391,365	380,747	11,138	362,790	13,386
SUBSCRIPTIONS AND MEMBERSHIPS	150	150	78	150	-
TRAINING AND EMPLOYEE DEVELOPMENT	2,555	1,273	467	2,396	1,137
CONTINGENCY	315,000	312,727	-	500,000	-
CAPITAL - MACHINERY & EQUIPMENT	394,937	205,050	-	-	-
<b>TOTAL</b>	<b>2,812,532</b>	<b>2,746,444</b>	<b>866,926</b>	<b>2,674,079</b>	<b>1,133,244</b>

**City of Riviera Beach**  
**Proposed Annual Budget Summary**  
**October 1, 2021 to September 30, 2022**

**SOLID WASTE COLLECTION FUND**

**REVENUES:**

ACCOUNT DESCRIPTION	FY 2022 TENTATIVE BUDGET	FY 2021 ADOPTED BUDGET	FYTD 2021 ACTUAL	FY 2020 ADOPTED BUDGET	FY 2020 ACTUAL
ADMINISTRATIVE SERVICE FEES	1,728,452	1,728,452	1,087,713	1,728,452	1,776,684
SERVICE CHARGE - GARBAGE	2,493,762	2,454,714	2,131,524	2,454,714	2,533,863
INVESTMENT EARNINGS	30,000	30,000	241	30,000	(2,766)
SALE OF RECYCLED MATERIAL	50,000	50,000	4,267	50,000	825
MISCELLANEOUS REVENUES	-	-	-	-	(5,083)
<b>TOTAL</b>	<b>4,302,214</b>	<b>4,263,166</b>	<b>3,223,745</b>	<b>4,263,166</b>	<b>4,303,523</b>

**EXPENSES:**

ACCOUNT DESCRIPTION	FY 2022 TENTATIVE BUDGET	FY 2021 ADOPTED BUDGET	FYTD 2021 ACTUAL	FY 2020 ADOPTED BUDGET	FY 2020 ACTUAL
PROFESSIONAL SERVICES	1,767,500	1,728,452	1,793,452	1,728,452	1,671,653
UTILITY SERVICES	2,482,714	2,482,714	1,723,278	2,482,714	2,917,509
DEPRECIATION EXPENSE	-	-	-	-	55,598
CONTINGENCY	52,000	52,000	-	52,000	-
<b>TOTAL</b>	<b>4,302,214</b>	<b>4,263,166</b>	<b>3,516,730</b>	<b>4,263,166</b>	<b>4,644,760</b>

**City of Riviera Beach**  
**Proposed Annual Budget Summary**  
**October 1, 2021 to September 30, 2022**

**STORMWATER OPERATING FUND**

**REVENUES:**

ACCOUNT DESCRIPTION	FY 2022 TENTATIVE BUDGET	FY 2021 ADOPTED BUDGET	FYTD 2021 ACTUAL	FY 2020 ADOPTED BUDGET	FY 2020 ACTUAL
SERVICE CHARGE - OTHER PHYSICAL ENVIRON	3,277,531	3,221,343	2,565,010	3,191,300	3,101,863
INVESTMENT EARNINGS	4,500	5,000	4,952	20,000	67,306
MISCELLANEOUS REVENUES	-	-	-	-	(6,229)
TRANSFER IN FROM FUND 461	-	-	-	-	509,993
<b>TOTAL</b>	<b>3,282,031</b>	<b>3,226,343</b>	<b>2,569,962</b>	<b>3,211,300</b>	<b>3,672,933</b>

**EXPENSES:**

ACCOUNT DESCRIPTION	FY 2022 TENTATIVE BUDGET	FY 2021 ADOPTED BUDGET	FYTD 2021 ACTUAL	FY 2020 ADOPTED BUDGET	FY 2020 ACTUAL
REGULAR SALARIES AND WAGES	440,311	430,222	286,792	457,731	422,638
OVERTIME	25,000	25,000	24,786	10,200	45,302
FICA TAXES	31,533	31,675	22,957	33,698	34,794
RETIREMENT CONTRIBUTIONS	39,848	44,131	44,131	42,057	42,370
RETIREMENT CONTRIBUTIONS-FRS	39,729	29,765	23,329	30,350	25,209
HEALTH AND DENTAL INSURANCE	138,149	129,801	86,600	135,734	106,088
LIFE INSURANCE	710	1,278	814	3,300	1,500
OPEB LIABILITY EXPENSE	20,431	18,883	-	20,808	30,483
PROFESSIONAL SERVICES	70,000	70,000	45,404	70,000	63,664
PROFESSIONAL SRV - CITY ADMIN	777,486	963,476	963,476	647,163	674,833
ACCOUNTING AND AUDITING	3,300	3,300	3,300	3,300	3,300
CONTRACT SERVICES	-	-	-	-	-
TRAVEL AND PER DIEM	10,000	10,000	216	10,000	299
COMMUNICATION SERVICES	-	3,500	-	3,500	-
POSTAGE AND FREIGHT	1,200	1,200	-	1,200	-
UTILITY SERVICES	8,200	8,200	3,377	8,200	4,784
RENTALS AND LEASES	7,400	7,400	-	2,500	-
GENERAL LIABILITY INSURANCE	98,571	105,071	105,071	100,068	100,068
REPAIRS AND MAINTENANCE	-	-	-	-	-
FLEET SERVICES	142,055	72,891	72,891	72,951	72,951
INFORMATION TECHNOLOGY SERVICES	68,777	72,346	72,346	84,627	84,627
PRINTING AND BINDING	1,100	1,100	-	1,100	405
OFFICE SUPPLIES	1,000	1,000	-	1,000	85
OPERATING SUPPLIES	33,600	33,600	38,556	66,600	39,888
UNRECONCILED CITY CARD CH	-	-	80	-	-
ROAD MATERIAL AND SUPPLIES	60,427	51,150	30,182	33,150	42,308
SUBSCRIPTIONS AND MEMBERSHIPS	1,000	1,000	-	1,000	1,292
TRAINING AND EMPLOYEE DEVELOPMENT	5,700	5,700	5,027	5,700	3,327
DEPRECIATION EXPENSE	-	-	-	-	512,234
CONTINGENCY	-	-	-	-	-
CAPITAL - INFRASTRUCTURE	235,000	233,186	68,871	210,000	-
CAPITAL - MACHINERY & EQUIPMENT	200,000	56,498	34,661	350,000	-
PRINCIPAL PAYMENTS	425,000	405,000	405,000	385,000	-
INTEREST PAYMENTS	262,307	283,057	283,056	302,807	302,806
OTHER DEBT SERVICE COSTS	-	-	-	-	(58,933)
TRANSFER OUT TO FUND 101	134,197	126,913	126,913	117,556	117,556
<b>TOTAL</b>	<b>3,282,031</b>	<b>3,226,343</b>	<b>2,747,837</b>	<b>3,211,300</b>	<b>2,673,878</b>

**City of Riviera Beach**  
**Proposed Annual Budget Summary**  
**October 1, 2021 to September 30, 2022**

**PARKING FUND**

**REVENUES:**

ACCOUNT DESCRIPTION	FY 2022 TENTATIVE BUDGET	FY 2021 ADOPTED BUDGET	FYTD 2021 ACTUAL	FY 2020 ADOPTED BUDGET	FY 2020 ACTUAL
SERVICE CHARGE - PARKING	400,000	400,000	-	400,000	-
INVESTMENT EARNINGS	-	-	109	-	3,433
<b>TOTAL</b>	<b>400,000</b>	<b>400,000</b>	<b>109</b>	<b>400,000</b>	<b>3,433</b>

**EXPENSES:**

ACCOUNT DESCRIPTION	FY 2022 TENTATIVE BUDGET	FY 2021 ADOPTED BUDGET	FYTD 2021 ACTUAL	FY 2020 ADOPTED BUDGET	FY 2020 ACTUAL
REGULAR SALARIES AND WAGES	40,000	40,000	-	40,000	-
OVERTIME	5,000	5,000	-	5,000	-
FICA TAXES	3,100	3,100	-	3,100	-
RETIREMENT CONTRIBUTIONS-FRS	4,000	4,000	-	4,000	-
HEALTH AND DENTAL INSURANCE	7,200	7,200	-	7,200	-
LIFE INSURANCE	200	200	-	200	-
PROFESSIONAL SERVICES	17,500	15,000	-	15,000	-
CONTRACT SERVICES	15,000	15,000	-	15,000	-
COMMUNICATION SERVICES	-	2,500	-	2,500	-
OPERATING SUPPLIES	8,000	8,000	-	8,000	-
CAPITAL - MACHINERY & EQUIPMENT	300,000	300,000	-	300,000	-
<b>TOTAL</b>	<b>400,000</b>	<b>400,000</b>	<b>-</b>	<b>400,000</b>	<b>-</b>



**City of Riviera Beach**  
**Proposed Annual Budget Summary**  
**October 1, 2021 to September 30, 2022**

**INFORMATION TECHNOLOGY FUND**

**REVENUES:**

ACCOUNT DESCRIPTION	FY 2022 TENTATIVE BUDGET	FY 2021 ADOPTED BUDGET	FYTD 2021 ACTUAL	FY 2020 ADOPTED BUDGET	FY 2020 ACTUAL
CONTRIBUTION - INTERNAL SERVICE FUND	3,326,557	3,531,465	3,531,465	3,053,501	3,280,869
INVESTMENT EARNINGS	-	-	6,231	-	75,267
<b>TOTAL</b>	<b>3,326,557</b>	<b>3,531,465</b>	<b>3,537,696</b>	<b>3,053,501</b>	<b>3,356,136</b>

**EXPENSES:**

ACCOUNT DESCRIPTION	FY 2022 TENTATIVE BUDGET	FY 2021 ADOPTED BUDGET	FYTD 2021 ACTUAL	FY 2020 ADOPTED BUDGET	FY 2020 ACTUAL
REGULAR SALARIES AND WAGES	830,253	744,204	604,988	875,221	704,828
OVERTIME	18,000	18,000	55,617	16,320	56,361
FICA TAXES	54,178	53,713	47,797	69,632	55,101
RETIREMENT CONTRIBUTIONS	34,177	37,851	37,851	36,008	36,243
RETIREMENT CONTRIBUTIONS-FRS	85,514	75,272	87,715	41,970	35,942
HEALTH AND DENTAL INSURANCE	113,162	129,801	97,319	130,374	92,148
LIFE INSURANCE	1,473	1,355	1,187	2,500	1,822
PROFESSIONAL SERVICES	140,000	140,000	2,108	30,000	29,690
PROFESSIONAL SRV - CITY ADMIN	270,113	322,460	322,460	429,760	429,760
CONTRACT SERVICES	700,000	812,800	507,336	500,000	527,303
TRAVEL AND PER DIEM	1,000	1,000	-	1,000	664
COMMUNICATION SERVICES	575,000	500,000	736,980	309,457	385,636
RENTALS AND LEASES	420	420	120	18,000	98
GENERAL LIABILITY INSURANCE	15,204	15,204	15,204	14,480	14,480
REPAIRS AND MAINTENANCE	118,540	150,000	29,285	80,000	93,372
FLEET SERVICES	5,547	2,965	2,965	33,479	33,479
OFFICE SUPPLIES	20,000	20,000	4,036	90,000	1,379
OPERATING SUPPLIES	115,000	115,000	143,033	40,000	150,002
SUBSCRIPTIONS AND MEMBERSHIPS	-	-	-	800	13,379
BOOKS AND PERIODICALS	1,420	1,420	-	1,000	165
TRAINING AND EMPLOYEE DEVELOPMENT	25,000	25,000	1,281	8,500	9,325
CAPITAL - MACHINERY & EQUIPMENT	202,556	365,000	165,601	325,000	311,758
<b>TOTAL</b>	<b>3,326,557</b>	<b>3,531,465</b>	<b>2,862,881</b>	<b>3,053,501</b>	<b>2,982,934</b>

**City of Riviera Beach**  
**Proposed Annual Budget Summary**  
**October 1, 2021 to September 30, 2022**

**GENERAL INSURANCE FUND**

**REVENUES:**

ACCOUNT DESCRIPTION	FY 2022 TENTATIVE BUDGET	FY 2021 ADOPTED BUDGET	FYTD 2021 ACTUAL	FY 2020 ADOPTED BUDGET	FY 2020 ACTUAL
CONTRIBUTION - INTERNAL SERVICE FUND	3,250,196	3,785,638	3,833,208	3,712,922	3,697,922
INVESTMENT EARNINGS	20,000	20,000	17,773	20,000	231,021
SETTLEMENT PAYMENTS	-	-	404,392	-	(67,384)
MISCELLANEOUS REVENUES	-	-	12,049	-	5,457
<b>TOTAL</b>	<b>3,270,196</b>	<b>3,805,638</b>	<b>4,267,421</b>	<b>3,732,922</b>	<b>3,867,016</b>

**EXPENSES:**

ACCOUNT DESCRIPTION	FY 2022 TENTATIVE BUDGET	FY 2021 ADOPTED BUDGET	FYTD 2021 ACTUAL	FY 2020 ADOPTED BUDGET	FY 2020 ACTUAL
WORKERS' COMPENSATION	500,000	480,000	1,940,837	470,000	1,464,183
PROFESSIONAL SERVICES	50,000	50,000	125,555	50,000	83,653
GENERAL LIABILITY INSURANCE	2,670,196	3,175,638	4,005,555	3,112,922	4,238,893
STATE ASSESSMENTS	-	50,000	-	50,000	-
INSURANCE SETTLEMENT	50,000	50,000	(66,892)	50,000	29,724
<b>TOTAL</b>	<b>3,270,196</b>	<b>3,805,638</b>	<b>6,005,055</b>	<b>3,732,922</b>	<b>5,816,453</b>

**City of Riviera Beach**  
**Proposed Annual Budget Summary**  
**October 1, 2021 to September 30, 2022**

**FLEET SERVICES FUND**

**REVENUES:**

ACCOUNT DESCRIPTION	FY 2022 TENTATIVE BUDGET	FY 2021 ADOPTED BUDGET	FYTD 2021 ACTUAL	FY 2020 ADOPTED BUDGET	FY 2020 ACTUAL
CONTRIBUTION - INTERNAL SERVICE FUND	1,860,028	2,530,810	2,530,810	2,444,031	2,444,031
INVESTMENT EARNINGS	-	-	3,671	-	52,573
SALE OF SURPLUS ITEMS	-	-	46,764	-	64,478
<b>TOTAL</b>	<b>1,860,028</b>	<b>2,530,810</b>	<b>2,581,244</b>	<b>2,444,031</b>	<b>2,561,082</b>

**EXPENSES:**

ACCOUNT DESCRIPTION	FY 2022 TENTATIVE BUDGET	FY 2021 ADOPTED BUDGET	FYTD 2021 ACTUAL	FY 2020 ADOPTED BUDGET	FY 2020 ACTUAL
REGULAR SALARIES AND WAGES	223,867	293,147	243,144	349,455	276,710
OVERTIME	11,220	11,220	4,077	11,220	11,496
FICA TAXES	16,673	15,604	18,304	23,546	21,398
RETIREMENT CONTRIBUTIONS	13,945	15,446	15,446	14,665	14,751
RETIREMENT CONTRIBUTIONS-FRS	18,182	13,073	13,770	16,543	12,435
HEALTH AND DENTAL INSURANCE	62,795	64,149	59,371	89,803	57,516
LIFE INSURANCE	781	781	691	2,100	909
PROFESSIONAL SRV - CITY ADMIN	458,345	391,771	391,771	227,659	244,501
TRAVEL AND PER DIEM	300	300	74	1,000	494
COMMUNICATION SERVICES	-	-	-	27,117	1,629
POSTAGE AND FREIGHT	100	100	-	40	-
UTILITY SERVICES	5,000	5,000	-	11,586	-
GENERAL LIABILITY INSURANCE	28,553	28,553	28,553	27,193	27,193
REPAIRS AND MAINTENANCE	350,000	469,776	230,530	477,611	520,735
INFORMATION TECHNOLOGY SERVICES	31,262	32,885	32,885	48,982	48,982
PRINTING AND BINDING	2,005	2,005	-	1,500	1,339
OPERATING SUPPLIES	40,000	40,000	19,317	54,116	53,908
INVENTORY	15,500	15,500	(10,435)	15,500	(222,316)
FUEL AND LUBRICANTS	350,000	650,000	545,372	576,895	566,918
BOOKS AND PERIODICALS	1,000	1,000	-	1,500	-
TRAINING AND EMPLOYEE DEVELOPMENT	5,500	5,500	-	3,000	1,308
CAPITAL - MACHINERY & EQUIPMENT	225,000	475,000	187,588	463,000	321,383
<b>TOTAL</b>	<b>1,860,028</b>	<b>2,530,810</b>	<b>1,780,458</b>	<b>2,444,031</b>	<b>1,961,290</b>

**CITY OF RIVIERA BEACH CITY COUNCIL**  
**AGENDA ITEM SUMMARY**

**Meeting Date:** 9/8/2021

**Agenda Category:**

---

**Subject:** ORDINANCE ON FIRST READING MODIFYING AND UPDATING THE CITY'S FIVE YEAR CAPITAL PROJECTS PLAN FOR FISCAL YEARS 2021/2022 THROUGH 2025/2026

---

**Recommendation/Motion:** STAFF RECOMMENDS THE ORDINANCE ON FIRST READING MODIFYING AND UPDATING THE CITY'S FIVE YEAR CAPITAL PLAN 2021/2022 THROUGH 2025/2026

---

<b>Originating Dept</b>	FINANCE	<b>Costs</b>
<b>User Dept.</b>		<b>Funding Source</b>
<b>Advertised</b>	No	<b>Budget Account Number</b>
<b>Date</b>		
<b>Paper</b>		
<b>Affected Parties</b>	Not Required	

---

**Background/Summary:**

The premise of this memorandum is to seek approval from the City Council to adopt the three budget related ordinances presented on the September 8, 2021 agenda. The projected general fund revenues for FY 2022 amounts to \$85,166,896 of which \$51,472,957 or 60%, is anticipated to be derived from ad valorem taxes, contingent on the millage rate remaining at 8.4520 mills. The City collects approximately 38% of the entire tax bill levied on real and tangible property located within the City's municipal boundaries. The balance of the tax levy is distributed to other government entities such as, Palm Beach County and the Palm Beach County School District.

The FY 2022 tentative general fund budget of expenditures is \$85,166,896 which is 3.98% higher than the FY 2021 adopted budget. The millage rate of 8.4520 mills remains the same as adopted in the previous year's budget, however, a tax revenue increase is presented as taxable value within the City's municipal boundaries has increased by approximately 6.15% resulting in additional ad valorem taxes of \$2.985 million.

The proposed FY 2022 budget for the General Fund proposes an increase of 3.98% due to increases in wages as stipulated in the collective bargaining agreements and increases for goods, services and commodities. Personnel costs which include salaries and benefits total approximately \$49.862 million or 58.55% of the total general fund budget for FY 2022. For FY 2022, the Police Department is the City's largest department with budgeted expenditures of \$23.509 million and a budgeted staff complement of 179 full-time equivalent (FTE) employees. The Procurement Department is the smallest department with budgeted expenditures of \$0.749 million and a budgeted complement of 6 FTEs. Public Safety (fire and police) accounts for \$39.950 million or 46.9% of the total FY 2022 general fund budget. The FY 2022 budget includes the full funding of wages and salaries commitments as per the union contracts, full funding of health insurance benefits, and full funding to meet the required pension obligations.

The City-wide FY 2022 proposed annual operating budget proposed is approximately \$145.400 million which includes the following funds:

**Governmental Funds:**

General Fund	\$ 85,166,896
Debt Service Fund	6,652,608
Major Disaster Fund	765,344

**Enterprise Funds:**

Utility Special District Operating Fund	29,300,000
---	------------

Utility Special District Debt Service Fund	4,261,925
Marina Operating Fund	2,812,532
Solid Waste Collection Fund	4,302,214
Stormwater Operating Fund	3,282,031
Parking Fund	400,000

**Internal Service Funds:**

Information Technology Fund	3,326,557
General Insurance Fund	3,270,196
Fleet Services Fund	1,860,028

<b>Total Appropriation</b>	<b><u>\$ 145,400,331</u></b>
----------------------------	------------------------------

**Fiscal Years**

**Capital Expenditures**

**Operating Costs**

**External Revenues**

**Program Income (city)**

**In-kind Match (city)**

**Net Fiscal Impact**

**NO. Additional FTE Positions  
(cumulative)**

### **III. Review Comments**

A. Finance Department Comments:

B. Purchasing/Intergovernmental Relations/Grants Comments:

C. Department Director Review:

Contract Start Date

Contract End Date

Renewal Start Date

Renewal End Date

Number of 12 month terms this renewal

Dollar Amount

Contractor Company Name

Contractor Contact

Contractor Address

Contractor Phone Number

Contractor Email

Type of Contract

Describe

ATTACHMENTS:

Unbond

File Name	Description	Upload Date	Type
Cover_Memo_for_First_Reading_of_Millage_Budget_Capital.pdf	Cover Memo for First Reading of Millage_Budget_Capital	9/3/2021	Cover Memo
FY2022_5-YEAR_CAPITAL_BUDGET_ON_FIRST_READING_2021_09_08.pdf	FIVE YEAR CAPITAL PLAN	9/3/2021	Backup Material
ORDINANCE_NO_4189_5_YEAR_CAPITAL_PROJECTS_PLAN_FY_2021-2026.docx	ORDINANCE NO 4189 5 YEAR CAPITAL PROJECTS PLAN FY 2021-2026	9/3/2021	Ordinance

REVIEWERS:

Department	Reviewer	Action	Date
Finance	Monroe, Luecinda	Approved	9/3/2021 - 4:01 PM



"The Best Waterfront City in Which to Live, Work And Play."

---

## CITY OF RIVIERA BEACH

---

**TO:** HON. MAYOR, CHAIRPERSON, AND CITY COUNCIL

**FROM:** JONATHAN EVANS, CITY MANAGER, MPA, MBA, ICMA-CM  
RANDY M. SHERMAN, DIRECTOR OF FINANCE & ADMINISTRATIVE SERVICES

**SUBJECT:** ADOPTION OF THE MILLAGE RATE FOR FY 2021/2022, FY 2021/2022 ANNUAL BUDGET, AND 5-YEAR CAPITAL PROJECTS PLAN FY 2021/2022 TO FY 2025/2026

**DATE:** SEPTEMBER 8, 2021

**CC:** GENERAL PUBLIC

---

**Background:**

The premise of this memorandum is to seek approval from the City Council to adopt the three budget related ordinances presented on the September 8, 2021 agenda. The projected general fund revenues for FY 2022 amounts to \$85,166,896 of which \$51,472,957 or 60%, is anticipated to be derived from ad valorem taxes, contingent on the millage rate remaining at 8.4520 mills. The City collects approximately 38% of the entire tax bill levied on real and tangible property located within the City's municipal boundaries. The balance of the tax levy is distributed to other government entities such as, Palm Beach County and the Palm Beach County School District.

The FY 2022 tentative general fund budget of expenditures is \$85,166,896 which is 3.98% higher than the FY 2021 adopted budget. The millage rate of 8.4520 mills remains the same as adopted in the previous year's budget, however, a tax revenue increase is presented as taxable value within the City's municipal boundaries has increased by approximately 6.15% resulting in additional ad valorem taxes of \$2.985 million.

The proposed FY 2022 budget for the General Fund proposes an increase of 3.98% due to increases in wages as stipulated in the collective bargaining agreements and increases for goods, services and commodities. Personnel costs which include salaries and benefits total approximately \$49.862 million or 58.55% of the total general fund budget for FY 2022. For FY 2022, the Police Department is the City's largest department with budgeted expenditures of \$23.509 million and a



budgeted staff complement of 179 full-time equivalent (FTE) employees. The Procurement Department is the smallest department with budgeted expenditures of \$0.749 million and a budgeted complement of 6 FTEs. Public Safety (fire and police) accounts for \$39.950 million or 46.9% of the total FY 2022 general fund budget. The FY 2022 budget includes the full funding of wages and salaries commitments as per the union contracts, full funding of health insurance benefits, and full funding to meet the required pension obligations.

The City-wide FY 2022 proposed annual operating budget proposed is approximately \$145.400 million which includes the following funds:

**Governmental Funds:**

General Fund	\$ 85,166,896
Debt Service Fund	6,652,608
Major Disaster Fund	765,344

**Enterprise Funds:**

Utility Special District Operating Fund	29,300,000
Utility Special District Debt Service Fund	4,261,925
Marina Operating Fund	2,812,532
Solid Waste Collection Fund	4,302,214
Stormwater Operating Fund	3,282,031
Parking Fund	400,000

**Internal Service Funds:**

Information Technology Fund	3,326,557
General Insurance Fund	3,270,196
Fleet Services Fund	1,860,028

<b>Total Appropriation</b>	<b>\$ 145,400,331</b>
----------------------------	-----------------------

**Personnel Changes:**

The following summarizes the personnel changes that are included in the FY 2022 operating budget:

**Fire**

- Add two EMS Captain positions

**Police**

- Add Communications Supervisor position
- Add Public Information Officer position
- Add Crime Analyst position
- Add Police Technician Specialist position
- Add 10 Reserve Officers (5 FTEs)



## **Public Works**

- Add Operations Manager position
- Upgrade Staff Assistant position to Senior Staff Assistant position
- Downgrade Office Manager to Executive Staff Assistant

## **Development Services**

- Unfund Code Compliance Community Inspector position(vacant)
- Transfer in 2 Business Tax Receipt Specialist positions from Finance Department
- Transfer in GIS/CADD Technician position from Information Technology Department

## **Information Technology**

- Add Network Administrator position
- Add Tyler/Security Specialist position
- Transfer out GIS/CADD Technician position to Development Services Department

## **Finance and Administrative Services**

- Add Customer Service Representative position
- Add Executive Assistant position
- Unfund Senior Staff Assistant position (vacant)
- Transfer out 2 Business Tax Receipt Specialist positions to Development Services

## **City Administration**

- Add Public Information Officer position
- Unfund Marketing Specialist position (vacant)
- Unfund Multimedia Communication Specialist position(vacant)

## **Utility Special District:**

- Add Backflow Technician position
- Add Chief Mechanic position
- Add Compliance Technician position
- Add two Laboratory Technician positions
- Reclassify Compliance and Safety Officer to Compliance Manager
- Unfund Maintenance Worker position
- Unfund Senior Equipment Operator position
- Unfund Senior Office Assistant position
- Unfund two Water Plant Operator positions

## **Stormwater**

- Unfund Stormwater Manager position



### **Capital Projects:**

The City-wide Five-Year Capital Projects Plan for FY 2022 through FY 2026 is estimated at \$173.211 million, which includes \$78.880 million for general government projects and \$94.331 million for USD, Stormwater, and Marina. The FY 2022 capital budget amounts to \$59.036 which includes \$33.081 million for general government and \$25.956 million for enterprise projects. Approximately \$55.697 million is allocated to completing projects, which were started in previous years' budgets with \$7.020 million for general government and enterprise funds totaling \$48.678 million. Included in the Five-Year Capital Projects Plan is approximately \$155.111 million for additional debt issuance, grants or public private partnerships, which are necessary to ensure construction of the infrastructure and capital projects disclosed in the Five-Year Capital Projects Plan for FY 2022 through FY 2026.

### **City Goals:**

The City-wide goal is to Strengthen Government Stewardship.

### **Fiscal/Budget Impact:**

Not applicable

### **Recommendation:**

Staff recommends that the City Council adopts the millage rate of 8.4520 for FY 2021/2022, the FY 2021/2022 Annual Budget, and the Five-Year Capital Projects Plan for FY 2021/2022 through FY 2025/2026.

### **Attachments:**

1. Ordinance Number 4187
2. Ordinance Number 4188
3. Ordinance Number 4189

CITY OF RIVIERA BEACH  
FIVE YEAR CAPITAL PLAN  
FY 2022 TO FY 2025

**GOVERNMENTAL PROJECTS**

PROJECT TITLE	PROJECT	FUNDING SOURCE	IN PROGRESS	FY 2022	FY 2023	FY 2024	FY 2025	FY 2026	FY 2022 TO FY 2026	TOTAL PROJECT COSTS
<b>CITY ADMINISTRATION</b>										
CITY HALL REPLACEMENT	21005	ONE CENT SALES SURTAX	2,000,000	5,000,000	5,000,000	5,000,000	5,000,000	3,000,000	23,000,000	25,000,000
ECONOMIC OPPORTUNITY	18002	GRANTS	268,788	-	-	-	-	-	-	268,788
PARKING STUDY	18064	PAY AS YOU GO	200,000	-	-	-	-	-	-	200,000
UNSAFE BUILDING DEMOLITION PROGRAM	21012	GRANTS	150,000	50,000	50,000	50,000	250,000	-	400,000	550,000
<b>CITY ADMINISTRATION - TOTAL</b>			<b>2,618,788</b>	<b>5,050,000</b>	<b>5,050,000</b>	<b>5,050,000</b>	<b>5,250,000</b>	<b>3,000,000</b>	<b>23,400,000</b>	<b>26,018,788</b>
<b>DEVELOPMENT SERVICES</b>										
NEIGHBORHOOD REVITALIZATION	22016	PAY AS YOU GO	-	1,000,000	-	-	-	-	1,000,000	1,000,000
SINGER ISLAND DUNE RESTORATION	21014	PAY AS YOU GO	500,000	-	-	-	-	-	-	500,000
SINGER ISLAND DUNE RESTORATION	22018	PAY AS YOU GO	-	500,000	500,000	500,000	500,000	500,000	2,500,000	2,500,000
SINGER ISLAND DUNE RESTORATION	18101	PAY AS YOU GO	563,362	-	-	-	-	-	-	563,362
<b>DEVELOPMENT SERVICES - TOTAL</b>			<b>1,063,362</b>	<b>1,500,000</b>	<b>500,000</b>	<b>500,000</b>	<b>500,000</b>	<b>500,000</b>	<b>3,500,000</b>	<b>4,563,362</b>
<b>FIRE</b>										
BUNKER GEAR	21009	IMPACT FEES	83,555	-	-	-	-	-	-	83,555
FIRE LIFE PACK CARDIAC MONITOR DEVICES	23003	PAY AS YOU GO	-	-	350,000	-	-	-	350,000	350,000
FIRE SELF CONTAINED BREATHING APPARATUS	22004	PAY AS YOU GO	-	375,000	-	-	-	-	375,000	375,000
FIRE STATION 86	22025	SERIES 2021 BONDS	-	7,000,000	8,000,000	-	-	-	15,000,000	15,000,000
FIRE STATION 88	18034	PAY AS YOU GO	989,882	-	-	-	-	-	-	989,882
FIRE STATION 88	22026	SERIES 2021 BONDS	-	15,000,000	5,000,000	-	-	-	20,000,000	20,000,000
<b>FIRE - TOTAL</b>			<b>1,073,436</b>	<b>22,375,000</b>	<b>13,350,000</b>	<b>-</b>	<b>-</b>	<b>-</b>	<b>35,725,000</b>	<b>36,798,436</b>
<b>INFORMATION TECHNOLOGY</b>										
INFORMATION TECHNOLOGY MASTER PLAN	21013	PAY AS YOU GO	455,594	-	-	-	-	-	-	455,594
INFORMATION TECHNOLOGY MASTER PLAN	22014	PAY AS YOU GO	-	750,000	750,000	750,000	-	-	2,250,000	2,250,000
<b>INFORMATION TECHNOLOGY - TOTAL</b>			<b>455,594</b>	<b>750,000</b>	<b>750,000</b>	<b>750,000</b>	<b>-</b>	<b>-</b>	<b>2,250,000</b>	<b>2,705,594</b>
<b>PARKS AND RECREATION</b>										
CITY PARK WIFI PROGRAM	22008	GRANTS	-	118,000	-	-	-	-	118,000	118,000
DAN CALLAWAY RENOVATION	20013	GRANTS	108,431	-	-	-	-	-	-	108,431
LONE PINE - EXERCISE TRAIL AND EQUIPMENT	20014	GRANTS	100,000	-	-	-	-	-	-	100,000
LONE PINE - TENNIS COURTS AND FIELDS	21077	GRANTS	50,000	-	-	-	-	-	-	50,000
MUNICIPAL BEACH PARK RENOVATION	18065	IMPACT FEES	98,136	-	-	-	-	-	-	98,136
PARKS & RECREATION MASTER PLAN	18077	PAY AS YOU GO	37,186	500,000	500,000	500,000	500,000	500,000	2,500,000	2,537,186
<b>PARKS AND RECREATION - TOTAL</b>			<b>393,752</b>	<b>618,000</b>	<b>500,000</b>	<b>500,000</b>	<b>500,000</b>	<b>500,000</b>	<b>2,618,000</b>	<b>3,011,752</b>
<b>POLICE</b>										
POLICE 800MHZ RADIO REPLACEMENT	22015	PAY AS YOU GO	-	637,500	-	-	-	-	637,500	637,500
POLICE BODY CAMERAS	18066	PAY AS YOU GO	8,146	-	-	-	-	-	-	8,146
POLICE TECHNOLOGY ENHANCEMENTS	18075	CAPITAL BOND FUNDS	17,419	-	-	-	-	-	-	17,419
POLICE TECHNOLOGY ENHANCEMENTS	21075	IMPACT FEES	25,654	-	-	-	-	-	-	25,654
POLICE TECHNOLOGY ENHANCEMENTS	22011	IMPACT FEES	-	150,000	80,000	80,000	80,000	80,000	470,000	470,000
<b>POLICE - TOTAL</b>			<b>51,220</b>	<b>787,500</b>	<b>80,000</b>	<b>80,000</b>	<b>80,000</b>	<b>80,000</b>	<b>1,107,500</b>	<b>1,158,720</b>
<b>PUBLIC WORKS</b>										
BUS SHELTERS	22017	PAY AS YOU GO	-	50,000	50,000	50,000	50,000	50,000	250,000	250,000
CITY WELCOME SIGNS	18099	CONTRIBUTIONS	28,255	-	-	-	-	-	-	28,255
CITY-WIDE STRIPING	22012	IMPACT FEES	-	50,000	-	-	-	-	50,000	50,000
MUNICIPAL FACILITIES	21010	CAPITAL BOND FUNDS	2,109,726	-	-	-	-	-	-	2,109,726
MUNICIPAL FACILITIES	22013	PAY AS YOU GO	-	2,500,000	2,000,000	2,000,000	2,000,000	2,000,000	10,500,000	10,500,000
NEIGHBORHOOD SECTOR DISTRICT 1	18091	PAY AS YOU GO	186,716	-	-	-	-	-	-	186,716
NORTH OCEAN BLVD LANDSCAPING	21008	GRANTS	100,000	-	-	-	-	-	-	100,000
PALM BEACH ISLES BRIDGE	18097	PAY AS YOU GO	910,961	1,600,000	-	-	-	-	1,600,000	2,510,961
PAVEMENT ASSESSMENT	21020	IMPACT FEES	55,000	-	-	-	-	-	-	55,000
SIDEWALKS CITY-WIDE	18102	GAS TAX	48,426	-	-	-	-	-	-	48,426
SIDEWALKS CITY-WIDE	22010	GAS TAX	-	100,000	100,000	100,000	100,000	100,000	500,000	500,000

CITY OF RIVIERA BEACH  
FIVE YEAR CAPITAL PLAN  
FY 2022 TO FY 2025

PROJECT TITLE	PROJECT	FUNDING SOURCE	IN PROGRESS	FY 2022	FY 2023	FY 2024	FY 2025	FY 2026	FY 2022 TO FY 2026	TOTAL PROJECT COSTS
<b>PUBLIC WORKS (continued)</b>										
STREETS MILL AND SURFACE	18121	PAY AS YOU GO	7,352	-	-	-	-	-	-	7,352
STREETS MILL AND SURFACE	22019	PAY AS YOU GO	-	200,000	200,000	200,000	200,000	200,000	1,000,000	1,000,000
TRAFFIC CALMING	18098	GAS TAX	54,973	-	-	-	-	-	-	54,973
TRAFFIC CALMING	22009	GAS TAX	-	100,000	15,000	15,000	15,000	15,000	160,000	160,000
<b>PUBLIC WORKS - TOTAL</b>			<b>1,363,428</b>	<b>2,000,000</b>	<b>315,000</b>	<b>315,000</b>	<b>315,000</b>	<b>315,000</b>	<b>3,260,000</b>	<b>4,623,428</b>
<b>TOTAL GOVERNMENTAL PROJECTS - FUNDED</b>			<b>7,019,581</b>	<b>33,080,500</b>	<b>20,545,000</b>	<b>7,195,000</b>	<b>6,645,000</b>	<b>4,395,000</b>	<b>71,860,500</b>	<b>78,880,081</b>

PROJECT TITLE	PROJECT	FUNDING SOURCE	IN PROGRESS	FY 2022	FY 2023	FY 2024	FY 2025	FY 2026	FY 2022 TO FY 2026	TOTAL PROJECT COSTS
<b>PUBLIC WORKS</b>										
34 STREET (AVENUE F TO BROADWAY)	20002	UNFUNDED	-	1,800,000	-	-	-	-	1,800,000	1,800,000
AVENUE E (34 STREET_SILVER BEACH ROAD_35 STREET)	20003	UNFUNDED	-	180,000	-	-	-	-	180,000	180,000
34 & 35 STREETS (AVENUE J TO AVENUE H)	21001	UNFUNDED	1,056,000	594,000	-	-	-	-	594,000	1,650,000
37 STREET (AVENUE H TO AVENUE F)	21002	UNFUNDED	-	3,000,000	-	-	-	-	3,000,000	3,000,000
35 STREET (AVENUE J TO AVENUE H)	22001	UNFUNDED	-	-	715,000	-	-	-	715,000	715,000
37 STREET (AVENUE F TO BROADWAY)	22002	UNFUNDED	-	-	840,000	-	-	-	840,000	840,000
36 & 37 STREETS PARK MANOR	23001	UNFUNDED	-	-	870,000	-	-	-	870,000	870,000
24 & 25 STREETS (AVENUE B TO INTRACOASTAL)	23002	UNFUNDED	-	-	2,860,000	-	-	-	2,860,000	2,860,000
AVENUES P & Q (23 ST TO 26 COURT)	24001	UNFUNDED	-	-	-	1,100,000	-	-	1,100,000	1,100,000
SHORE DRIVE_PALM DRIVE_RIVIERA DRIVE	24002	UNFUNDED	-	-	-	1,390,000	-	-	1,390,000	1,390,000
6 & 7 STREETS (AVENUE O TO AUSTRALIAN AVENUE)	24003	UNFUNDED	-	-	-	1,045,000	-	-	1,045,000	1,045,000
24 COURT & 25 COURT (24 STREET TO AVENUE R)	24004	UNFUNDED	-	-	-	860,000	-	-	860,000	860,000
<b>UNFUNDED PROJECTS</b>			<b>1,056,000</b>	<b>5,574,000</b>	<b>5,285,000</b>	<b>4,395,000</b>	<b>-</b>	<b>-</b>	<b>15,254,000</b>	<b>16,310,000</b>

CITY OF RIVIERA BEACH  
FIVE YEAR CAPITAL PLAN  
FY 2022 TO FY 2025

**ENTERPRISE PROJECTS**

PROJECT TITLE	PROJECT	FUNDING SOURCE	IN PROGRESS	FY 2022	FY 2023	FY 2024	FY 2025	FY 2026	FY 2022 TO FY 2026	TOTAL PROJECT COSTS
<b>MARINA</b>										
MARINA DOCK E PHASE 2	20060	GRANTS	333,961	-	-	-	-	-	-	333,961
MARINA DOCK F PHASE 2	18059	GRANTS	1,892,796	-	-	-	-	-	-	1,892,796
MARINA DOCK G PHASE 2	18058	GRANTS	1,234,080	-	-	-	-	-	-	1,234,080
MARINA EXPANSION PHASE 3	21011	GRANTS	4,667,058	4,667,058	4,667,058	4,667,058	4,667,058	-	18,668,232	23,335,290
MARINA MOORING FIELD PHASE 1	20061	GRANTS	112,120	250,000	-	-	-	-	250,000	362,120
MARINA SOUTH BASIN DREDGING	18055	GRANTS	650,000	-	-	-	-	-	-	650,000
<b>MARINA - TOTAL</b>			<b>8,890,015</b>	<b>4,917,058</b>	<b>4,667,058</b>	<b>4,667,058</b>	<b>4,667,058</b>	<b>-</b>	<b>18,918,232</b>	<b>27,808,247</b>
<b>UTILITY SPECIAL DISTRICT</b>										
AERIAL CROSSING REHABILITATION	18129	SERIES 2016 BONDS	2,310,987	-	-	-	-	-	-	2,310,987
AIR STRIPPER PUMP DRIVER REPLACEMENT	18156	SERIES 2016 BONDS	25,000	-	-	-	-	-	-	25,000
AQUEOUS AMMONIA SYSTEM	18130	SERIES 2016 BONDS	323,155	-	-	-	-	-	-	323,155
BOOSTER STATION PUMP REPLACEMENT	18157	SERIES 2016 BONDS	1,119,881	-	-	-	-	-	-	1,119,881
FACILITY ENHANCEMENTS	18160	SERIES 2016 BONDS	535,186	-	-	-	-	-	-	535,186
FIRE HYDRANT REPLACEMENT	18147	RENEWAL AND REPLACEMENT	129,724	-	-	-	-	-	-	129,724
GARDEN ROAD IMPROVEMENT	18118	SERIES 2016 BONDS	336,099	-	-	-	-	-	-	336,099
GROUND WATER SANITARY SURVEY	18149	RENEWAL AND REPLACEMENT	100,000	-	100,000	-	-	-	100,000	200,000
HIGH SERVICE WATER PUMP REPLACEMENT	18154	RENEWAL AND REPLACEMENT	345,402	-	-	-	-	-	-	345,402
INSPECTION WATER MAIN CROSSING	22005	RENEWAL AND REPLACEMENT	-	750,000	-	-	-	-	750,000	750,000
INTRACOASTAL FORCE MAIN	18132	SERIES 2016 BONDS	4,177,141	-	-	-	-	-	-	4,177,141
INTRACOASTAL WATER MAIN	18131	SERIES 2016 BONDS	3,451,212	-	-	-	-	-	-	3,451,212
LIFT STATION #47 REHABILITATION	18134	RENEWAL AND REPLACEMENT	4,328,481	-	-	-	-	-	-	4,328,481
LIFT STATION 48 CULVERT	22024	RENEWAL AND REPLACEMENT	-	-	100,000	-	-	-	100,000	100,000
LIFT STATION PUMP REPLACEMENT	22020	RENEWAL AND REPLACEMENT	-	150,000	100,000	100,000	100,000	-	450,000	450,000
LIFT STATION PUMP REPLACEMENT	18136	RENEWAL AND REPLACEMENT	431,434	-	-	-	-	-	-	431,434
LIFT STATION REHABILITATION - PHASE 1	18135	SERIES 2016 BONDS	2,130,252	-	-	-	-	-	-	2,130,252
LIME SOFTENING UNITS	22024	RENEWAL AND REPLACEMENT	-	727,163	-	-	-	-	727,163	727,163
LIME SOFTENING UNITS	18138	SERIES 2016 BONDS	1,176,102	-	895,823	-	-	-	895,823	2,071,925
LIME SYSTEM REPLACEMENT	18137	SERIES 2016 BONDS	2,254,339	-	-	-	-	-	-	2,254,339
MASTER PLAN UPDATE	20024	SERIES 2016 BONDS	1,000,000	-	-	-	-	-	-	1,000,000
MEDIA & UNDERDRAIN FILTER REPLACEMENT	22021	RENEWAL AND REPLACEMENT	-	100,000	100,000	100,000	200,000	-	500,000	500,000
MEDIA & UNDERDRAIN FILTER REPLACEMENT	18139	RENEWAL AND REPLACEMENT	2,040,602	-	-	-	-	-	-	2,040,602
NORTH TOWER BUILDING	18141	SERIES 2016 BONDS	71,854	-	-	-	-	-	-	71,854
RAW WATER WELLS	18145	SERIES 2016 BONDS	152,412	-	-	-	-	-	-	152,412
RAW WATER WELLS A & B	22022	RENEWAL AND REPLACEMENT	-	1,000,000	1,000,000	-	-	-	2,000,000	2,000,000
RAW WATER WELLS A & B	21017	RENEWAL AND REPLACEMENT	435,845	-	-	-	-	-	-	435,845
SANITARY SEWER SYSTEM RELINING	22023	RENEWAL AND REPLACEMENT	-	250,000	250,000	250,000	250,000	-	1,000,000	1,000,000
SANITARY SEWER SYSTEM RELINING	18148	RENEWAL AND REPLACEMENT	1,491,876	-	-	-	-	-	-	1,491,876
STREETS HAVERHILL ROAD	18119	SERIES 2016 BONDS	823,416	-	-	-	-	-	-	823,416
STREETS SILVER BEACH ROAD	18122	SERIES 2016 BONDS	586,406	-	-	-	-	-	-	586,406
UNDERGROUND ONCALL CONTRACTOR	22023	RENEWAL AND REPLACEMENT	-	300,000	300,000	300,000	1,500,000	-	2,400,000	2,400,000
UNDERGROUND ONCALL CONTRACTOR	18143	RENEWAL AND REPLACEMENT	892,543	-	-	-	-	-	-	892,543
UNIDIRECTIONAL FLUSHING	18158	SERIES 2016 BONDS	300,000	-	-	-	-	-	-	300,000
USD WTP GENERATORS	18161	SERIES 2016 BONDS	1,111,212	-	-	-	-	-	-	1,111,212
USD-C-17 AND M-CANAL CROSSINGS	21018	GRANTS	1,900,800	-	-	-	-	-	-	1,900,800
UTILITY BUILDING EXPANSION	18163	SERIES 2016 BONDS	50,000	-	-	-	-	-	-	50,000
WATER MAIN-PALM BEACH SHORES	18153	SERIES 2016 BONDS	1,655,004	-	-	-	-	-	-	1,655,004
WATER METERS	18155	RENEWAL AND REPLACEMENT	798,179	-	-	-	-	-	-	798,179
WATER TANKS	22025	RENEWAL AND REPLACEMENT	-	-	-	-	50,000	-	50,000	50,000
WATER TANKS	21016	SERIES 2016 BONDS	6,858	-	-	-	-	-	-	6,858
WATER TREATMENT FACILITY	20023	GRANTS	-	17,761,773	-	-	-	-	17,761,773	17,761,773
WATER TREATMENT PLANT DISINFECTION	18159	SERIES 2016 BONDS	3,296,207	-	-	-	-	-	-	3,296,207
<b>UTILITY SPECIAL DISTRICT - TOTAL</b>			<b>39,787,610</b>	<b>21,038,936</b>	<b>2,845,823</b>	<b>750,000</b>	<b>2,100,000</b>	<b>-</b>	<b>26,734,759</b>	<b>66,522,369</b>

CITY OF RIVIERA BEACH  
FIVE YEAR CAPITAL PLAN  
FY 2022 TO FY 2025

PROJECT TITLE	PROJECT	FUNDING SOURCE	IN PROGRESS	FY 2022	FY 2023	FY 2024	FY 2025	FY 2026	FY 2022 TO FY 2026	TOTAL PROJECT COSTS
<b>UTILITY SPECIAL DISTRICT</b>										
GRAMERCY PARK PIPE REPLACEMENT	21007	UNFUNDED	2,000,000	-	-	-	-	-	-	2,000,000
INTRACOASTAL FORCE MAIN	26000	UNFUNDED	-	-	-	-	-	6,200,000	6,200,000	6,200,000
WATER TREATMENT FACILITY	20023	UNFUNDED	-	-	103,238,227	-	-	-	103,238,227	103,238,227
RAW WATER WELLS	22027	UNFUNDED	-	1,000,000	1,000,000	1,000,000	1,000,000	8,000,000	12,000,000	12,000,000
SCADA REPLACEMENT	18146	UNFUNDED	1,818,373	1,000,000	1,500,000	1,000,000	500,000	-	4,000,000	5,818,373
WATER & WASTEWATER IMPROVEMENTS	18152	UNFUNDED	494,879	1,800,000	2,000,000	2,000,000	2,000,000	-	7,800,000	8,294,879
PIPE AGE INVENTORY	22028	UNFUNDED	-	250,000	-	-	-	-	250,000	250,000
<b>UTILITY SPECIAL DISTRICT - UNFUNDED</b>			<b>4,313,251</b>	<b>4,050,000</b>	<b>107,738,227</b>	<b>4,000,000</b>	<b>3,500,000</b>	<b>14,200,000</b>	<b>133,488,227</b>	<b>137,801,478</b>
<b>STORMWATER</b>										
STORMWATER MASTER PLAN	22029	UNFUNDED	-	250,000	-	-	-	-	250,000	250,000
34 & 35 STREETS (AVENUE J TO AVENUE H)	22030	UNFUNDED	-	750,000	-	-	-	-	750,000	750,000
<b>STORMWATER - UNFUNDED</b>			<b>-</b>	<b>1,000,000</b>	<b>-</b>	<b>-</b>	<b>-</b>	<b>-</b>	<b>1,000,000</b>	<b>1,000,000</b>



**ORDINANCE NO. 4189**

**AN ORDINANCE OF THE CITY COUNCIL OF THE CITY OF RIVIERA BEACH, PALM BEACH COUNTY, FLORIDA, MODIFYING AND UPDATING THE CITY'S FIVE YEAR CAPITAL PROJECTS PLAN FOR FISCAL YEARS 2021/2022 THROUGH 2025/2026; PROVIDING FOR A SEVERABILITY CLAUSE; AND PROVIDING FOR AN EFFECTIVE DATE.**

**WHEREAS**, the City's Comprehensive Plan shall contain a Capital Improvements Element designed to consider the need for and the location of public facilities in order to encourage the efficient use of such facilities; and

**WHEREAS**, Florida Statutes Section 163.3177 states that the Capital Improvement Element of the Comprehensive Plan must be reviewed by the local government on an annual basis; and

**WHEREAS**, a summary of the Five Year Capital Projects Plan which complies with Florida Statutes Section 163.3177 is amended and attached as Exhibit A.

**Now, therefore**, be it ordained by the City Council of the City of Rivera Beach, Palm Beach County, Florida, as follows:

**SECTION 1.** The City Council modifies and updates the City's Five Year Capital Projects Plan for Fiscal Years 2021/2022 through 2025/2026, attached hereto as Exhibit A.

**SECTION 2.** Should any word, phrase, clause, subsection, section, part of provision of this Ordinance be declared by court of competent jurisdiction to be invalid, the same shall not affect the validity of the Ordinance as a whole, or any part thereof other than the part declared invalid.

**SECTION 3.** All Ordinances or parts of Ordinances in conflict herewith or to the extent of such conflict shall be repealed.

**SECTION 4.** This Ordinance shall become effective immediately upon its passage.

**ORDINANCE NO.4189**

**Page 2 of 3**

**PASSED AND APPROVED** on the first reading this \_\_\_\_\_ day 2021.

**PASSED AND ADOPTED** on second and final reading this \_\_\_\_\_ day of 2021.

**APPROVED:**

---

**RONNIE L. FELDER**  
**MAYOR**

---

**SHIRLEY D. LANIER**  
**CHAIRPERSON**

**ATTEST:**

---

**KASHAMBA MILLER-ANDERSON**  
**CHAIR PRO TEM**

---

**CLAUDENE L. ANTHONY,**  
**CERTIFIED MUNICIPAL CLERK**  
**CITY CLERK**

---

**TRADRICK MCCOY**  
**COUNCILPERSON**

---

**JULIA A. BOTEL, Ed.D.**  
**COUNCILPERSON**

---

**DOUGLAS A. LAWSON**  
**COUNCILPERSON**

**ORDINANCE NO.4189**

**Page 3 of 3**

**1<sup>ST</sup> READING**

**MOTIONED BY:** \_\_\_\_\_

**SECONDED BY:** \_\_\_\_\_

**T. MCCOY** \_\_\_\_\_

**K. MILLER-ANDERSON** \_\_\_\_\_

**S. LANIER** \_\_\_\_\_

**J. BOTEL** \_\_\_\_\_

**D. LAWSON** \_\_\_\_\_

**2<sup>ND</sup> & FINAL READING**

**MOTIONED BY:** \_\_\_\_\_

**SECONDED BY:** \_\_\_\_\_

**T. MCCOY** \_\_\_\_\_

**K. MILLER-ANDERSON** \_\_\_\_\_

**T S. LANIER** \_\_\_\_\_

**J. BOTEL** \_\_\_\_\_

**D. LAWSON** \_\_\_\_\_

**REVIEWED AS TO LEGAL SUFFICIENCY**

\_\_\_\_\_  
**DAWN S. WYNN, CITY ATTORNEY**

**DATE:** \_\_\_\_\_