  
 Jerry Parsons  
 10/31/2016

## APPLICATION AND CERTIFICATION FOR PAYMENT

AIA DOCUMENT G702

<b>TO OWNER:</b> Riviera Beach Community Redevelopment Agency 2001 Broadway, Suite 300 Riviera Beach, FL 33404 <b>FROM CONTRACTOR:</b> Weitz-DSC-CSS JV 1720 Centrepark Dr. East West Palm Beach Fl. 33401 <b>CONTRACT FOR:</b> Marina District Redevelopment Project	<b>PROJECT:</b> Marina District Redevelopment <b>Everything but MEC BLDG</b> 200 E 13th Street Riviera Beach, FL 33404 <b>VIA ARCHITECT:</b> Song + Associates 400 Australian Ave. South 6th floor West Palm Beach, Fl. 33401	<b>APPLICATION NO:</b> 24  <b>PERIOD TO:</b> 10/31/2016  <b>PROJECT NO:</b> F115300  <b>CONTRACT DATE:</b> 11/5/2013	Distribution to: <table border="1" style="border-collapse: collapse; width: 100%;"> <tr><td style="text-align: center;">x</td><td>OWNER</td></tr> <tr><td style="text-align: center;">x</td><td>ARCHITECT</td></tr> <tr><td style="text-align: center;">x</td><td>CONTRACTOR</td></tr> <tr><td> </td><td> </td></tr> <tr><td> </td><td> </td></tr> </table>	x	OWNER	x	ARCHITECT	x	CONTRACTOR				
x	OWNER												
x	ARCHITECT												
x	CONTRACTOR												

## CONTRACTOR'S APPLICATION FOR PAYMENT


Application is made for payment, as shown below, in connection with the Contract. Continuation Sheet, AIA Document G703, is attached.


1. ORIGINAL CONTRACT SUM .....	\$ 18,288,441.00
2. Net Change by Change Orders .....	\$ (172,249.88)
3. CONTRACT SUM TO DATE (Line 1+/-2) .....	\$ 18,116,191.12
4. TOTAL COMPLETED & STORED TO DATE .....	\$ 17,844,827.92
(Column G on G703)	
5. RETAINAGE:	
a. 5 % of Completed Work .....	\$ 40,029.67
(Column D + E on G703)	
b. % of Stored Material .....	\$ -
(Column F on G703)	
Total Retainage (Lines 5a + 5b or	
Total in Column I of G703).....	\$ 40,029.67
6. TOTAL EARNED LESS RETAINAGE .....	\$ 17,804,798.24
(Line 4 Less Line 5 Total)	
7. LESS PREVIOUS CERTIFICATES FOR PAYMENT .....	\$ 16,673,438.61
(Line 6 from prior Certificate) .....	
8. CURRENT PAYMENT DUE .....	\$ 1,131,359.63
9. BALANCE TO FINISH, INCLUDING RETAINAGE .....	\$ 311,392.88
(Line 3 Less Line 6)	

CHANGE ORDER SUMMARY	ADDITIONS	DEDUCTIONS
Total changes approved in previous months by Owner:	\$ 2,167,145.00	\$ (2,426,113.06)
Total approved this Month:	\$ 86,718.18	
<b>TOTALS:</b>	<b>\$ 2,253,863.18</b>	<b>\$ (2,426,113.06)</b>
<b>NET CHANGES by Change Order:</b>	<b>\$ (172,249.88)</b>	

The undersigned Contractor certifies that to the best of the Contractor's knowledge, information and belief the Work covered by this Application for Payment has been completed in accordance with the Contract Documents, that all amounts have been paid by the Contractor for Work for which previous Certificates for Payment were issued and payments received from the Owner, and that current payment shown herein is now due.

**CONTRACTOR:**

By:  Date: 10/20/16  
 Doug Stratton, PM - Weitz/DSC/CSS  
 State of: Florida County of: Palm Beach

Subscribed and sworn to before me this 20th day of October, 2016  
 Notary Public:  
 My Commission expires: 09/07/2020 


## ARCHITECT'S CERTIFICATE FOR PAYMENT

In accordance with the Contract Documents, based on on-site observations and the data comprising the application, the Architect certifies to the Owner that to the best of the Architect's knowledge, information and belief the Work has progressed to the extent indicated on the Certificate for Payment of the Work is in accordance with the Contract Documents, and the Contractor is entitled to payment of the AMOUNT CERTIFIED.

AMOUNT CERTIFIED .....\$ 1,131,359.63

(Attach explanation if amount certified differs from the amount applied. Initial all figures on this Application and on the Continuation Sheet that are changed to conform to the amount certified.)

ARCHITECT:

By:  Date: 11/2/16

This Certificate is not negotiable. The AMOUNT CERTIFIED is payable only to the Contractor named herein. Issuance, payment and acceptance of payment are without prejudice to any rights of the Owner or Contractor under this Contract.

**CONTINUATION SHEET**

**AIA DOCUMENT G703**

AIA Document G702, APPLICATION AND CERTIFICATE FOR PAYMENT, containing Contractor's signed Certification is attached.  
 In tabulation below, amounts are stated to the nearest dollar.  
 Use Column I on Contracts where variable retainage for line items may apply.

APPLICATION NUMBER: 24  
 APPLICATION DATE: 10/20/2016  
 PERIOD TO: 10/31/2016  
 PROJECT NO.: F115300

A ITEM NO.	B DESCRIPTION OF WORK	C SCHEDULED VALUE	BUYOUT ADJUSTMENTS	CHANGE ORDERS JV #23	REVISED SCHEDULED VALUE	D WORK COMPLETED		F STORED MATERIALS	G TOTAL COMPLETED AND STORED TO DATE	%	H BALANCE TO FINISH (C - G)	I RETAINAGE
						PREVIOUS APPLICATION (D + E)	THIS PERIOD					
	<b>Bicentennial Park</b>											
01A	General Conditions (28.75%)	355,923.00			387,123.00	387,123.00			387,123.00	100%	-	-
01B	Site Services - Site Security	32,400.00	(32,400.00)		-	-			-		-	-
	Best Protection Services/A & Associates	-	32,400.00		32,400.00	32,400.00			32,400.00	100%	-	-
01B	Site Services - Flagman & Gate control	29,157.00	(29,157.00)		-	-			-		-	-
	Weitz	-	23,334.55		23,334.55	23,334.55			23,334.55	100%	-	-
01B	Site Services - Surveying	9,000.00	(9,000.00)		-	-			-		-	-
	Keith & Associates	-	19,050.50		19,050.50	19,050.50			19,050.50	100%	-	-
01B	Site Services - Quality Control	-	-		-	-			-		-	-
01B	Site Services - Testing Services	8,750.00	(8,750.00)		-	-			-		-	-
	ECS of Florida	-	19,451.00		19,451.00	19,451.00			19,451.00	100%	-	-
01B	Site Services - Aerial Photography	600.00	(600.00)		-	-			-		-	-
	Aerial Photography	-	169.64		169.64	169.64			169.64	100%	-	-
01E	Misc. Job Services	10,432.00	-		10,432.00	10,432.00			10,432.00	100%	-	-
01E	Misc. Job Services - Warranty Reserve	10,432.00	-		10,432.00	10,432.00			10,432.00	100%	-	-
<b>01G</b>	<b>Tax Savings (Allowance)</b>	<b>(30,054.00)</b>			<b>(30,054.00)</b>	<b>(30,054.00)</b>			<b>(30,054.00)</b>	100%	-	-
02A	Building Demolition	7,620.00	(7,620.00)		-	-			-		-	-
	BG Group	-	-		8,964.00	8,964.00			8,964.00		-	-
03A	Concrete	248,702.49	(248,702.49)		0.00	-			-		0.00	-
	Trinity Management	-	201,146.00		201,146.00	201,146.00			201,146.00	100%	-	-
03B	Precast Concrete Structure	19,555.00	(19,555.00)		-	-			-		-	-
	Pre Cast Specialties Inc	-	19,555.00		20,105.00	20,105.00			20,105.00	100%	-	-
04A	Masonry & Cast Stone	249,482.00	(249,482.00)		-	-			-		-	-
	Trinity Management	-	9,660.00		10,595.55	10,595.55			10,595.55	100%	-	-
	Southern States Masonry	-	193,038.00		193,038.00	193,038.00			193,038.00	100%	-	-
	Premier Stoneworks	-	42,366.00		42,366.00	42,366.00			42,366.00	100%	-	-
05A	Structural Steel	300,000.00	(300,000.00)		-	-			-		-	-
	Eagle Metals	-	380,182.20		380,182.20	380,182.20			380,182.20	100%	-	-
05C	Misc. Metals	19,375.00	(19,375.00)		-	-			-		-	-
	Palm Beach Glass Specialties	-	68,418.00		68,418.00	68,418.00			68,418.00	100%	-	-
06A	Rough Carpentry & Framing	27,295.00	(27,295.00)		-	-			-		-	-
	Wells Brothers	-	35,494.00		35,494.00	35,494.00			35,494.00	100%	-	-
	Weitz	-	86,440.95	1,400.00	87,840.95	86,440.95	1,400.00		87,840.95	100%	-	-
06C	Wood Truss Materials	4,287.00	(4,287.00)		-	-			-		-	-
	A-1 Roof Trusses	-	3,971.00		3,971.00	3,971.00			3,971.00	100%	-	-
07E	Roofing & Paver System	66,500.00	(154,549.00)		-	-			-		-	-
	Triple M Roofing	-	163,513.00		163,513.00	163,513.00			163,513.00	100%	-	-
07F	Roof Specialties	1,500.00	(1,500.00)		-	-			-		-	-
07H	Caulking & Waterproofing	12,488.00	(12,488.00)		-	-			-		-	-
	General Caulking & Coating	-	12,488.00		14,443.00	14,443.00			14,443.00	100%	-	-
08A	Doors, Frames & Hardware	23,045.00	(23,045.00)		-	-			-		-	-

A	B	C			D	E	F	G	H	I		
											CHANGE ORDERS JV #23	REVISED SCHEDULED VALUE
ITEM NO.	DESCRIPTION OF WORK	SCHEDULED VALUE	BUYOUT ADJUSTMENTS			PREVIOUS APPLICATION (D + E)	THIS PERIOD	STORED MATERIALS				
	Atlantic Doors & Hardware		23,045.00		23,045.00	23,045.00			23,045.00	100%	-	-
08D	Access Doors	1,450.00	(1,450.00)		-	-			-		-	-
08F	Overhead & Coiling Doors	16,081.00	(16,081.00)		-	-			-		-	-
	Door Systems		16,565.00		16,565.00	16,565.00			16,565.00	100%	-	-
08H	Storefronts & Glazing	10,520.00	(10,520.00)		-	-			-		-	-
	Palm Beach Glass Specialties		10,520.00		10,520.00	10,520.00			10,520.00	100%	-	-
09A	Stucco	80,110.00	(80,110.00)		-	-			-		-	-
	D&D Quality Constructors		80,110.00		80,110.00	80,110.00			80,110.00	100%	-	-
09C	Drywall	10,170.00	(10,170.00)		-	-			-		-	-
	D&D Quality Constructors		5,400.00		5,400.00	5,400.00			5,400.00	100%	-	-
09K	Painting	37,000.00	(37,000.00)		-	-			-		-	-
	Division 7		37,000.00		65,096.00	65,096.00			65,096.00	100%	-	-
10A	General Specialties	1,680.00	(1,680.00)		-	-			-		-	-
	Lotspeich Co of Florida		1,680.00		1,680.00	1,680.00			1,680.00	100%	-	-
10C	Louvers/Vents/Grilles	4,750.00	(4,750.00)		-	-			-		-	-
10D	Signage	-	-		-	-			-		-	-
<b>10D</b>	<b>Site Signage Allowance - Baron</b>	<b>30,000.00</b>		<b>418.00</b>	<b>30,418.00</b>	<b>10,428.92</b>			<b>10,428.92</b>	<b>34%</b>	<b>19,989.08</b>	<b>521.45</b>
<b>10D</b>	<b>Building Signage Allowance - Baron</b>	<b>1,100.00</b>			<b>1,100.00</b>	<b>-</b>			<b>-</b>	<b>0%</b>	<b>1,100.00</b>	<b>-</b>
10G	Awnings & Art Mural Panels (Hoover Canvas)	50,000.00	38,500.00		88,500.00	88,500.00			88,500.00	100%	-	-
<b>10G</b>	<b>Art Mural Panels Allowance</b>	<b>198,500.00</b>	<b>(132,541.52)</b>		<b>29,800.00</b>	<b>-</b>		<b>29,800.00</b>	<b>29,800.00</b>	<b>100%</b>	<b>-</b>	<b>1,490.00</b>
	<b>3Form</b>		<b>116,424.52</b>	<b>38,500.00</b>	<b>154,924.52</b>	<b>116,424.52</b>		<b>38,500.00</b>	<b>154,924.52</b>	<b>100%</b>	<b>-</b>	<b>-</b>
	<b>Eagle Metal</b>		<b>16,117.00</b>		<b>16,117.00</b>	<b>16,117.00</b>			<b>16,117.00</b>	<b>100%</b>	<b>-</b>	<b>-</b>
	<b>Painting</b>		<b>-</b>		<b>-</b>	<b>-</b>			<b>-</b>	<b>100%</b>	<b>-</b>	<b>-</b>
10L	Toilet Accessories & Partitions	46,285.00	(46,285.00)		-	-			-		-	-
	Lotspeich Co of Florida		46,285.00		46,285.00	46,285.00			46,285.00	100%	-	-
11C	Audio-Visual Equipment - SWA (Peerson)	(7,369.20)	7,369.20		40,691.00	40,691.00			40,691.00	100%	-	-
13E	Fountain & Water Feature	513,750.00	(513,750.00)		-	-			-		-	-
	Freeport Fountains		448,196.41		470,840.41	470,840.41			470,840.41	100%	-	10,000.00
22A	Plumbing	71,245.50	(71,245.50)		-	-			-		-	-
	Farmer & Irwin Corporation - Plumbing		71,245.50		76,621.50	76,621.50			76,621.50	100%	-	-
23A	HVAC	68,982.00	(68,982.00)		-	-			-		-	-
	Farmer & Irwin Corporation - HVAC		68,982.00		70,140.00	70,140.00			70,140.00	100%	-	-
26A	Electrical	1,431,542.21	(1,513,096.21)		(0.00)	-			-		(0.00)	-
	Malone Electric - Site Electric		1,308,569.00		1,378,988.00	1,378,988.00			1,378,988.00	100%	-	-
	Bradford Electric - Building Electric		231,090.00	1,550.00	233,220.00	231,670.00	1,550.00		233,220.00	100%	-	-
27A	Data/Communications	28,250.00	(35,745.80)		(0.00)	-			-		(0.00)	-
	Morse Comm		35,745.80		35,745.80	35,745.80			35,745.80	100%	-	-
28A	Security Systems & CCTV	72,250.00	(82,180.52)		(0.00)	-			-		(0.00)	-
	Morse Comm		82,180.52		82,180.52	82,180.52			82,180.52	100%	-	-
31A	Earthwork	331,250.00	(331,250.00)		-	-			-		-	-
	American Engineering & Development		293,287.00		293,287.00	293,287.00			293,287.00	100%	-	-
<b>31A</b>	<b>Beach Sand Allowance</b>	<b>-</b>	<b>-</b>		<b>-</b>	<b>-</b>			<b>-</b>		<b>-</b>	<b>-</b>
31B	Piers	41,600.00	(41,600.00)		-	-			-		-	-
	Trinity Management		33,000.00		33,000.00	33,000.00			33,000.00	100%	-	-
32B	Pavers & Site Concrete	334,064.00	(334,064.00)		-	-			-		-	-
	Homestead Paving - Site concrete		61,385.57		76,235.57	76,235.57			76,235.57	100%	-	-

A	B	C		CHANGE ORDERS JV #23	REVISED SCHEDULED VALUE	D WORK COMPLETED		E	F	G	H	I
						PREVIOUS APPLICATION (D + E)	THIS PERIOD					
ITEM NO.	DESCRIPTION OF WORK	SCHEDULED VALUE	BUYOUT ADJUSTMENTS					STORED MATERIALS	TOTAL COMPLETED AND STORED TO DATE	%	BALANCE TO FINISH (C - G)	RETAINAGE
	Weitz		152,551.83		152,551.83	152,551.83			152,551.83	100%	-	-
	Precise Paving - Paver Install		60,184.00		60,184.00	60,184.00			60,184.00	100%	-	-
	Oldcastle		45,645.00		45,645.00	45,645.00			45,645.00	100%	-	-
32C	Site Improvements & Furnishings	-	-		-	-			-	-	-	-
32D	Landscape	238,000.00	(238,000.00)		-	-			-	-	-	-
	Impact Landscaping		195,072.59		195,072.59	194,572.59	500.00		195,072.59	100%	-	-
32E	Irrigation	44,972.00	(44,972.00)		-	-			-	-	-	-
	Impact Landscaping		44,972.00		44,972.00	44,972.00			44,972.00	100%	-	-
32F	Fencing & Green Façade	-	-		-	-			-	-	-	-
33A	Site Utilities	275,000.00	(275,000.00)		-	-			-	-	-	-
	Pipeline Utilities		275,000.00		268,025.00	268,025.00			268,025.00	100%	-	-
98	Sub Bonds or Subguard	85,989.00	(7,343.34)		79,256.03	79,256.03			79,256.03	100%	-	-
					-	-			-	-	-	-
98	General Liability Insurance	80,642.50	(537.12)		80,642.50	80,642.50			80,642.50	100%	-	-
98	Builders Risk Insurance	14,008.00	(109.87)		14,008.00	14,008.00			14,008.00	100%	-	-
98	<b>Terrorism Insurance Allowance</b>	-	-		-	-			-	-	-	-
98	Performance Bond	62,032.00	(17,342.00)		45,109.48	45,109.48			45,109.48	100%	-	-
99	Contractor Contingency	160,099.00		5,536.55	0.00	-			-	-	0.00	-
99	Owner Contingency	185,000.00		(46,402.48)	-	-			-	-	-	-
	Construction Fee	227,599.70	(10,009.29)		219,496.57	219,496.57			219,496.57	100%	-	-
	Portion of Construction Fee from JV going towards											
99	CM Mentoring	25,288.30	(25,288.30)		(0.00)	-			-	-	(0.00)	-
	Newbold Construction		6,322.07		6,322.07	6,322.07			6,322.07	100%	-	-
	JD Anderson Construction		6,322.08		6,322.08	6,322.08			6,322.08	100%	-	-
	All Site Construction		6,322.08		6,322.08	6,322.08			6,322.08	100%	-	-
	Vanguard Construction		6,322.07		6,322.07	6,322.07			6,322.07	100%	-	-
					-	-			-	-	-	-
<b>Total</b>	<b>Bicentennial Park</b>	<b>6,178,330.50</b>	<b>43,180.12</b>	<b>1,002.07</b>	<b>6,293,177.01</b>	<b>6,200,337.93</b>	<b>3,450.00</b>	<b>68,300.00</b>	<b>6,272,087.93</b>	<b>100%</b>	<b>21,089.08</b>	<b>12,011.45</b>
	<b>City of Riviera Beach Infrastructure</b>											
26A	Electrical	310,064.00	(310,064.00)		-	-			-	-	-	-
	Malone Electric - Site Electric		324,665.00		324,665.00	324,665.00			324,665.00	100%	-	-
31A	Earthwork	969,750.00	(969,750.00)		-	-			-	-	-	-
	American Engineering & Development		858,613.00		859,436.15	859,436.15			859,436.15	100%	-	-
	Impact Landscaping		55,000.00		55,000.00	55,000.00			55,000.00	100%	-	-
31A	<b>Beach Sand Allowance - AEDC</b>	<b>24,000.00</b>			<b>24,000.00</b>	<b>24,000.00</b>			<b>24,000.00</b>	<b>100%</b>	<b>-</b>	<b>-</b>
32A	Paving	2,011,287.00	(2,011,287.00)		-	-			-	-	-	-
	American Engineering & Development		1,801,856.00		1,801,856.00	1,748,430.87	53,425.13		1,801,856.00	100%	-	15,000.00
32B	Pavers & Walks	606,541.00	(606,541.00)		-	-			-	-	-	-
	Homestead Paving - Site concrete		270,150.43	47,316.30	317,466.73	270,150.43	47,316.30		317,466.73	100%	-	-
	Weitz		80,194.80		80,194.80	80,194.80			80,194.80	100%	-	-
	Precise Paving - Paver Install		275,330.00		275,330.00	275,330.00			275,330.00	100%	-	-
	Oldcastle - paver material		191,224.80		191,224.80	191,224.80			191,224.80	100%	-	-
32C	Site Improvements & Furnishings	400,203.00	(11,872.30)		388,330.70	388,330.70			388,330.70	100%	-	-
	Weitz self-performed		48,619.30		48,619.30	48,619.30			48,619.30	100%	-	-
33A	Site Utilities	304,712.00	(304,712.00)		-	-			-	-	-	-

A	B	C			D	E		F	G	H	I	
						D	E					
ITEM NO.	DESCRIPTION OF WORK	SCHEDULED VALUE	BUYOUT ADJUSTMENTS	CHANGE ORDERS JV #23	REVISED SCHEDULED VALUE	WORK COMPLETED		STORED MATERIALS	TOTAL COMPLETED AND STORED TO DATE	%	BALANCE TO FINISH (C - G)	RETAINAGE
						PREVIOUS APPLICATION (D + E)	THIS PERIOD					
	Pipeline Utilities	-	336,762.42		343,030.10	343,030.10			343,030.10	100%	-	-
98	Sub Bonds or Subguard	-			-	-			-		-	-
98	General Liability Insurance	-			-	-			-		-	-
98	Builders Risk Insurance	-			-	-			-		-	-
98	<b>Terrorism Insurance Allowance</b>	-			-	-			-		-	-
98	Performance Bond	-			-	-			-		-	-
99	Contractor Contingency	-			-	-			-		-	-
99	Owner Contingency	-			-	-			-		-	-
	Construction Fee	-			-	-			-		-	-
	Portion of Construction Fee going towards CM Mentoring	-			-	-			-		-	-
<b>Total</b>	<b>City of Riviera Beach Infrastructure</b>	<b>4,626,557.00</b>	<b>28,189.45</b>	<b>47,316.30</b>	<b>4,709,153.58</b>	<b>4,608,412.15</b>	<b>100,741.43</b>	<b>-</b>	<b>4,709,153.58</b>	<b>100%</b>	<b>-</b>	<b>15,000.00</b>
	<b>Riviera Beach Utility Dept</b>											
01A	General Conditions (3.29%)	40,782.00			83,190.88	81,236.76	1,954.12		83,190.88	100%	-	-
01B	Site Services - Flagman & Gate control	7,994.00	(7,994.00)		-	-			-		-	-
	Weitz	-	4,556.50		4,556.50	4,556.50			4,556.50	100%	-	-
01B	Site Services - Surveying	9,000.00	(9,000.00)		-	-			-		-	-
	Keith & Associates	-	12,437.50		12,437.50	12,437.50			12,437.50	100%	-	-
01B	Site Services - Testing Services	2,000.00	(2,000.00)		-	-			-		-	-
	ECS of Florida	-	2,000.00		2,000.00	2,000.00			2,000.00	100%	-	-
01B	Site Services - Aerial Photography	450.00	(450.00)		-	-			-		-	-
	Aerial Photography		73.58		73.58	73.58			73.58	100%	-	-
01E	Misc. Job Services	2,151.00			2,151.00	2,151.00			2,151.00	100%	-	-
01E	Misc. Job Services - Warranty Reserve	2,151.00			2,151.00	2,151.00			2,151.00	100%	-	-
31A	Earthwork	-			43,723.00	43,723.00			43,723.00		-	-
33A	Site Utilities - Water	347,210.00	(347,210.00)		-	-			-		-	-
	Pipeline Utilities		347,210.00		370,656.50	370,656.50			370,656.50	100%	-	-
33A	Site Utilities - Sewer	305,522.00	(305,522.00)		-	-			-		-	-
	Pipeline Utilities		305,522.00		328,245.52	328,245.52			328,245.52	100%	-	-
	<b>Allowance: Ave C Unforeseen Conditions</b>		(85,000.00)		-	-			-		-	-
	<b>Pipeline Utilities</b>		85,000.00		85,000.00	85,000.00			85,000.00	100%	-	-
98	Sub Bonds or Subguard	9,073.00			9,073.00	9,073.00			9,073.00	100%	-	-
98	General Liability Insurance	8,709.00			8,709.00	8,709.00			8,709.00	100%	-	-
98	Builders Risk Insurance	-			-	-			-		-	-
98	Performance Bond	8,150.00	(495.00)		7,655.00	7,655.00			7,655.00	100%	-	-
99	Contractor Contingency	20,991.00		476.00	-	-			-		-	-
99	Owner Contingency	19,776.00		(4,421.00)	-	-			-		-	-
	Construction Fee	29,492.00	(708.57)		28,783.00	28,783.00			28,783.00	100%	-	-
<b>Total</b>	<b>Riviera Beach Utility Dept</b>	<b>813,451.00</b>	<b>(1,579.99)</b>	<b>(3,945.00)</b>	<b>988,405.48</b>	<b>986,451.36</b>	<b>1,954.12</b>	<b>-</b>	<b>988,405.48</b>	<b>100%</b>	<b>-</b>	<b>-</b>
	<b>CRA Sitework &amp; Infrastructure</b>											
01A	General Conditions (37.96%)	469,890.25			1,054,258.25	1,051,564.31	2,693.94		1,054,258.25	100%	-	-
01B	Site Services - Site Security	32,400.00	(32,400.00)		-	-			-		-	-

A	B	C			D	E	F	G	H	I			
											ITEM NO.	DESCRIPTION OF WORK	SCHEDULED VALUE
						PREVIOUS APPLICATION (D + E)	THIS PERIOD	STORED MATERIALS					
	Best Protection Services/A & Associates		25,920.00	31,432.00	57,352.00	25,920.00	31,432.00		57,352.00	100%	-	-	
01B	Site Services - Flagman & Gate control	30,914.00	(30,914.00)		-	-			-		-	-	
	Weitz		25,472.02		25,472.02	25,472.02			25,472.02	100%	-	-	
01B	Site Services - Surveying	9,000.00	(9,000.00)		-	-			-		-	-	
	Keith & Associates		21,487.50		31,587.50	31,587.50			31,587.50	100%	-	-	
01B	Site Services - Quality Control	-			-	-			-		-	-	
01B	Site Services - Testing Services	31,750.00	(31,750.00)		-	-			-		-	-	
	ECS of Florida		26,014.00		26,014.00	26,014.00			26,014.00	100%	-	-	
01B	Site Services - Aerial Photography	600.00	(600.00)		-	-			-		-	-	
	Aerial Photography		485.96		485.96	485.96			485.96	100%	-	-	
01B	Site Services - CM Mentoring	143,320.00	(143,320.00)		-	-			-		-	-	
	Newbold Construction		35,830.00		35,830.00	35,830.00			35,830.00	100%	-	-	
	JD Anderson Construction		35,830.00		35,830.00	35,830.00			35,830.00	100%	-	-	
	All Site Construction		35,830.00		35,830.00	35,830.00			35,830.00	100%	-	-	
	Vanguard Construction		35,830.00		35,830.00	35,830.00			35,830.00	100%	-	-	
<b>01B</b>	<b>Marina Ops Trailers Allowance</b>	<b>135,000.00</b>			<b>140,035.59</b>	<b>140,035.59</b>			<b>140,035.59</b>	<b>100%</b>	-	-	
	Farmer & Irwin				6,888.00	6,888.00			6,888.00	100%	-	-	
01B	Site Services - Local SMWBE outreach	25,000.00	(600.00)		24,400.00	24,400.00			24,400.00	100%	-	-	
01E	Misc. Job Services	33,404.50			35,366.89	35,366.89			35,366.89	100%	-	-	
01E	Misc. Job Services - Warranty Reserve	33,404.50			35,366.89	35,366.89			35,366.89	100%	0.00	-	
<b>01G</b>	<b>Tax Savings (Allowance)</b>	<b>(31,596.00)</b>			<b>(31,596.00)</b>	<b>(69,131.10)</b>	-		<b>(69,131.10)</b>	<b>219%</b>	<b>37,535.10</b>	-	
02A	Building Demolition	123,980.00	(123,980.00)		-	-			-		-	-	
	BG Group		123,120.00		123,120.00	123,120.00			123,120.00	100%	-	-	
	<b>Spanish Courts Demolition Allowance</b>				-	-			-		-	-	
	BG Group				120,510.00	120,510.00			120,510.00	100%	-	-	
	Hullet Exterminating				1,320.00	1,320.00			1,320.00	100%	-	-	
	American Engineering				8,413.00	8,413.00			8,413.00	100%	-	-	
	Weitz - Self Performed		99.17		22,786.17	22,786.17			22,786.17	100%	-	-	
	Farmer & Irwin				4,700.00	4,700.00			4,700.00	100%	-	-	
	Permit Fees				3,549.00	3,549.00			3,549.00	100%	-	-	
03A	Concrete Shell	315,704.50	(315,704.50)		(0.00)	-			-		(0.00)	-	
	Trinity		173,354.46		193,227.90	193,227.90			193,227.90	100%	-	-	
	Weitz		13,421.69		13,421.69	13,421.69			13,421.69	100%	-	-	
04A	Masonry & Cast Stone	260,769.00	(260,769.00)		-	-			-		-	-	
	Trinity Management				7,463.00	7,463.00			7,463.00	100%	-	-	
	Southern States Masonry		120,724.00		123,224.00	123,224.00			123,224.00	100%	-	-	
	Premier Stoneworks		132,582.00		145,108.82	145,108.82			145,108.82	100%	-	-	
05A	Structural Steel	12,600.00	(12,600.00)		-	-			-		-	-	
	Eagle Metals		23,500.00	851.00	35,598.55	34,747.55	851.00		35,598.55	100%	-	-	
05C	Misc. Metals	171,191.00	(171,191.00)		-	-			-		-	-	
	Palm Beach Glass Specialties		146,741.00		228,862.00	228,862.00			228,862.00	100%	-	-	
06A	Rough Carpentry & Framing	81,382.80	(81,382.80)		-	-			-		-	-	
	Wells Brothers		100,994.00	(22,010.00)	86,783.00	108,793.00	(22,010.00)		86,783.00	100%	-	-	
	Weitz - Self Performed		80,618.50		80,618.50	80,618.50			80,618.50		0.00	-	
<b>06A</b>	<b>Marina Ops Wood Deck Allowance</b>	<b>16,000.00</b>	<b>(16,000.00)</b>		-	-			-		-	-	
06C	Wood Truss Materials	5,814.00	(5,814.00)		-	-			-		-	-	

A	B	C			D	E	F	G		H	I												
												ITEM NO.	DESCRIPTION OF WORK	SCHEDULED VALUE	BUYOUT ADJUSTMENTS	CHANGE ORDERS JV #23	REVISED SCHEDULED VALUE	WORK COMPLETED		TOTAL COMPLETED AND STORED TO DATE	%	BALANCE TO FINISH (C - G)	RETAINAGE
																		PREVIOUS APPLICATION (D + E)	THIS PERIOD				
	A-1 Roof Trusses		800.00		800.00	800.00		800.00	100%	-	-												
07E	Roofing & Paver System	12,160.00	(12,160.00)		-	-		-		-	-												
	Triple M Roofing		12,160.00		15,625.44	15,625.44		15,625.44	100%	-	-												
07H	Caulking & Waterproofing	63,962.00	(63,962.00)		-	-		-		-	-												
	General Caulking & Coating		74,602.00		78,917.00	78,917.00		78,917.00	100%	-	-												
09A	Stucco	104,540.00	(104,540.00)		-	-		-		-	-												
	D&D Quality Constructors		91,390.00	13,147.75	104,537.75	91,390.00	13,147.75	104,537.75	100%	-	-												
09K	Painting	32,622.00	(32,622.00)		-	-		-		-	-												
	Division 7		32,622.00	6,638.38	41,761.38	35,123.00	6,638.38	41,761.38	100%	-	-												
10D	Signage	-	-		-	-		-		-	-												
<b>10D</b>	<b>Site Signage Allowance - Baron</b>	70,000.00	-		299,711.00	96,850.50		96,850.50	32%	202,860.50	4,842.53												
<b>10D</b>	<b>Building Signage Allowance - Baron</b>	-	-		-	-		-		-	-												
10G	Awnings & Art Mural Panels	-	-		-	-		-		-	-												
<b>10G</b>	<b>Art Mural Panels Allowance</b>	-	-		-	-		-		-	-												
11I	Fuel Tank Equipment	-	-		-	-		-		-	-												
	Glasgow Equipment Service		350,000.00	2,991.36	330,601.36	327,610.00	2,991.36	330,601.36	100%	-	-												
<b>11I</b>	<b>Fuel System Allowance</b>	350,000.00	(350,000.00)		-	-		-		-	-												
13E	Fountain & Water Feature	(97,609.59)	97,609.59		-	-		-		-	-												
	Freeport Fountain	191,706.59			191,706.59	191,706.59		191,706.59	100%	-	-												
21A	Fire Protection Site (F&I Fire)	-	-	9,449.00	9,449.00	-	9,449.00	9,449.00		-	-												
22A	Plumbing	-	-		-	-		-		-	-												
<b>22A</b>	<b>Water connections at site items Allowance (Drinking fountains &amp; Kiosks)</b>	3,000.00	-	9,879.00	11,636.00	1,757.00		1,757.00	15%	9,879.00	175.70												
26A	Electrical	795,334.79	(795,334.79)		-	-		-		-	-												
	Malone Electric - Site Electric		561,700.00	3,165.32	584,609.32	581,444.00	3,165.32	584,609.32	100%	-	-												
	Temp Parking Lot Lighting		(65,290.00)		-	-		-		-	-												
	Allowance: Temp Generator		(12,500.00)		-	-		-		-	-												
	Temp Generator: Bradford Electric			7,790.00	98,930.00	91,140.00	7,790.00	98,930.00	100%	-	-												
27A	Data/Communications	63,750.00	(80,664.30)		(0.00)	-		-		(0.00)	-												
	Morse Comm		80,664.30		80,664.30	80,664.30		80,664.30	100%	-	-												
28A	Security Systems & CCTV	94,800.00	(107,830.82)		(0.00)	-		-		(0.00)	-												
	Morse Comm		107,830.82		107,830.82	107,830.82		107,830.82	100%	-	-												
31A	Earthwork	-	-		-	-		-		-	-												
<b>31A</b>	<b>Beach Sand Allowance</b>	-	-		-	-		-		-	-												
31B	Vibrofloatation	57,200.00	(57,200.00)		-	-		-		-	-												
	Earth Tech		43,000.00		43,000.00	43,000.00		43,000.00	100%	-	-												
32A	Paving	334,064.00	(334,064.00)		-	-		-		-	-												
	American Engineering & Development		279,810.30	28,670.24	539,058.51	510,388.27	28,670.24	539,058.51	100%	-	-												
32B	Pavers & Walks	-	-		-	-		-		-	-												
	Precise Paving		(65.05)	4,400.00	49,395.00	44,995.00	4,400.00	49,395.00	100%	-	-												
	Oldcastle				7,423.85	7,423.85		7,423.85	100%	-	-												
32C	Site Improvements & Furnishings	-	38,663.01		391,663.01	391,663.01		391,663.01	100%	-	-												
32D	Landscape	358,594.00	(358,594.00)		-	-		-		-	-												
	Impact Landscaping		380,600.00	4,543.00	385,589.65	375,578.19	10,011.46	385,589.65	100%	-	8,000.00												
32E	Irrigation	83,520.00	(83,520.00)		-	-		-		-	-												
	Impact Landscaping		91,528.00	4,350.00	96,334.76	91,984.76	4,350.00	96,334.76	100%	-	-												
32F	Temporary and Permanent Fencing (Tropic)	143,516.00	42,411.62	13,363.74	199,291.36	183,115.62	16,175.74	199,291.36	100%	-	-												

A	B	C			D	E		F	G		H	I
						WORK COMPLETED						
ITEM NO.	DESCRIPTION OF WORK	SCHEDULED VALUE	BUYOUT ADJUSTMENTS	CHANGE ORDERS JV #23	REVISED SCHEDULED VALUE	PREVIOUS APPLICATION (D + E)	THIS PERIOD	STORED MATERIALS	TOTAL COMPLETED AND STORED TO DATE	%	BALANCE TO FINISH (C - G)	RETAINAGE
33A	Site Utilities	630,056.00	(630,056.00)		-	-			-		-	-
	Pipeline Utilities		632,221.00	33,209.75	780,141.73	746,931.98	33,209.75		780,141.73	100%	-	-
97	<b>South Dock Pump Allowance</b>	-			28,439.00	28,439.00			28,439.00	100%	-	-
	Farmer & Irwin				16,199.00	16,199.00			16,199.00	100%	-	-
	Malone Electric				4,864.00	4,864.00			4,864.00	100%	-	-
	Trinity Management				1,609.65	1,609.65			1,609.65	100%	-	-
98	Sub Bonds or Subguard	159,896.38	(25,692.81)		160,264.98	160,264.98			160,264.98	100%	-	-
98	General Liability Insurance	149,784.00	(23,190.93)		149,784.00	149,784.00			149,784.00	100%	-	-
98	Builders Risk Insurance	102,953.00	(6,141.83)		102,953.00	102,953.00			102,953.00	100%	-	-
98	<b>Terrorism Insurance Allowance</b>	<b>10,000.00</b>			-	-			-		-	-
98	Performance Bond	113,768.00	(17,342.00)		114,571.22	114,571.22			114,571.22	100%	-	-
99	Contractor Contingency	294,196.41	325,317.00	(145,560.53)	(0.00)	-			-		(0.00)	-
99	Owner Contingency	180,224.00		36,034.80	0.00	-			-		0.00	-
	Construction Fee	417,833.47	(189,760.07)		308,861.42	308,861.42			308,861.42	100%	-	-
	Portion of Construction Fee going towards CM Mentoring	49,702.90	(49,702.90)		-	-			-		-	-
	Newbold Construction	-	12,425.73		30,595.73	30,595.73			30,595.73	100%	-	-
	JD Anderson Construction	-	12,425.72		30,595.72	30,595.72			30,595.72	100%	-	-
	All Site Construction	-	12,425.72		30,595.72	30,595.72			30,595.72	100%	-	-
	Vanguard Construction	-	12,425.73		30,595.73	30,595.73			30,595.73	100%	-	-
					-	-			-		-	-
<b>Total</b>	<b>CRA Sitework &amp; Infrastructure</b>	<b>6,670,102.50</b>	<b>(178,308.96)</b>	<b>42,344.81</b>	<b>8,206,263.73</b>	<b>7,803,023.19</b>	<b>152,965.94</b>	<b>-</b>	<b>7,955,989.13</b>	<b>97%</b>	<b>250,274.60</b>	<b>13,018.23</b>
	DPO F11530-001 Trane				-	-			-		-	-
	DPO F11530-002 Allied Trailers				(129,600.00)	(129,600.00)			(129,600.00)		-	-
	DPO F11530-003 Noland Supply				(24,063.00)	(24,062.74)			(24,062.74)		(0.26)	-
	DPO F11520-004 ThyssenKrupp				-	-			-		-	-
	DPO F11520-005 A1 Roof Trusses				(3,746.00)	(3,746.27)			(3,746.27)		0.27	-
	DPO F11530-006 K & M Electric Supply				(968,472.00)	(968,472.10)			(968,472.10)		0.10	-
	DPO F11530-007 US Concrete Products				(16,469.00)	(16,469.00)			(16,469.00)		-	-
	DPO F11530-008 US Concrete Pipe				(15,683.00)	(15,683.00)			(15,683.00)		-	-
	DPO F11530-009 Sun Recycling				(42,000.00)	(42,000.00)			(42,000.00)		-	-
	DPO F11530-010 Thyssenkrupp				-	-			-		-	-
	DPO F11530-011 King Ranch				(10,836.00)	(10,836.00)			(10,836.00)		-	-
	DPO F11530-012 Cemex				(42,050.00)	(42,050.00)			(42,050.00)		-	-
	DPO F11530-013 Groundworks				(143,750.00)	(143,750.00)			(143,750.00)		-	-
	DPO F11530-014 John Deere				(51,822.00)	(51,822.00)			(51,822.00)		-	-
	DPO F11530-015 Santos				(80,124.00)	(80,124.00)			(80,124.00)		-	-
	DPO F11530-016 Southern Sod				(13,800.00)	(13,800.00)			(13,800.00)		-	-
	DPO F11530-017 Rexel				-	-			-		-	-
	DPO F11530-018 Oldcastle				(221,765.00)	(221,764.80)			(221,764.80)		(0.20)	-
	DPO F11530-019 World Electric				-	-			-		-	-
	DPO F11530-020 Chatham				-	-			-		-	-
	DPO F11530-021 Titan				(160,913.00)	(160,912.50)			(160,912.50)		(0.50)	-
	DPO F11530-022 HD Supply				(15,813.00)	(15,813.40)			(15,813.40)		0.40	-
	DPO F11530-023 ABC Supply				(11,184.00)	(11,183.90)			(11,183.90)		(0.10)	-



A ITEM NO.	B DESCRIPTION OF WORK	C SCHEDULED VALUE	BUYOUT ADJUSTMENTS	CHANGE ORDERS JV #23	REVISED SCHEDULED VALUE	D WORK COMPLETED		F STORED MATERIALS	G TOTAL COMPLETED AND STORED TO DATE	H BALANCE TO FINISH (C - G)	I RETAINAGE	
						PREVIOUS APPLICATION (D + E)	THIS PERIOD					
	DPO F11530-024 Siplast				(6,770.00)	(6,769.81)			(6,769.81)	(0.19)	-	
	DPO F11530-025 Audio Visual Supply				(18,819.68)	(18,819.68)			(18,819.68)	-	-	
	DPO F11530-026 Audio Visual Supply				-	-			-	-	-	
	DPO F11530-27 Landscape Forms				(88,747.00)	(88,747.00)			(88,747.00)	-	-	
	DPO F11530-028 Reliance Foundry				(14,382.00)	(14,382.00)			(14,382.00)	-	-	
	DPO F11530-029 Interface Flor				-	-			-	-	-	
					-	-			-	-	-	
<b>Total</b>	<b>DPO</b>			-	<b>(2,080,808.68)</b>	<b>(2,080,808.20)</b>	-		<b>(2,080,808.20)</b>	<b>100%</b>	<b>(0.48)</b>	
<b>Pay App Total</b>												
		<b>18,288,441.00</b>	<b>(108,519.38)</b>	<b>86,718.18</b>	<b>18,116,191.12</b>	<b>17,517,416.43</b>	<b>259,111.49</b>	<b>68,300.00</b>	<b>17,844,827.92</b>	<b>99%</b>	<b>271,363.20</b>	<b>40,029.67</b>