



RIVIERA BEACH

PAVEMENT EVALUATION 2013 AND FIVE-YEAR MAINTENANCE & REHABILITATION REPORT

DRAFT



Stantec

in association with:





PROFESSIONAL ENGINEER CERTIFICATE

I hereby certify that I am a registered professional engineer in the State of Florida practicing with Stantec Consulting Inc., a corporation, authorized to operate as a an engineering business, Certification of Authorization No. 00027013, by the State of Florida, Department of Professional Regulation, Board of Professional Engineers, and that I have reviewed or approved the evaluation, findings, opinions, conclusions, or technical advice hereby reported for:

Project: 2013 CITY WIDE PAVEMENT EVALUATION AND FIVE-YEAR MAINTENANCE & REHABILITATION PLAN

FIN: N/A

STANTEC No: 2167000214

Location: Palm Beach County, Florida

Client: CITY OF RIVIERA BEACH

This Engineering report includes a summary of data collection efforts and an engineering analysis for the City of Riviera Beach 2013 and Five-Year Maintenance & Rehabilitation. I acknowledge that the procedures and references used to develop the results contained in this report are standard to the professional practice of engineering and planning as applied through professional judgment and experience.

Name: Dave E. Clarke, P.E.

Signature: _____

P.E. Number: 66553

Date: _____





TABLE OF CONTENTS

1.0 EXECUTIVE SUMMARY 1

2.0 INTRODUCTION 2

 2.1 Consultant Role 3

 2.2 Pavement Management Systems Concept 3

 2.3 Purpose 4

3.0 METHODOLOGY 5

 3.1 Roadway Network Inventory 5

 3.2 Data Collection 5

 3.3 Pavement Condition and Rating 6

4.0 DATA COLLECTION RESULTS 11

 4.1 Pavement Inventory 11

 4.1.1 History 12

 4.2 Pavement Condition Index 16

 4.2.1 PCI Results 16

5.0 DATA CONDITION AND PREDICTION MODELS 17

 5.1 Prediction/Deterioration Models 17

 5.2 Condition Analysis 23

6.0 MAINTAINANCE AND REHABILITATION POLICES AND UNIT COSTS 26

 6.1 M&R Planning Based on Minimum PCI 27

 6.2 M&R Planning Based on Critical PCI Method 29

 6.3 M&R System Tables 30





7.0 REHABILITATION NEEDS AND BUDGET ANALYSIS30

LIST OF APPENDICES

APPENDIX A MAPS OF THE CITY OF RIVIERA BEACH
APPENDIX B PAVEMENT CONDITION RESULTS
APPENDIX C RECOMMENDED PROJECTS

LIST OF FIGURES

Figure 1-Pavement Life Cycle
Figure 2-Pavement Condition Index Rating Scale
Figure 3-ERoadInfo Data Collection Vehicle
Figure 4-Pavement Area Distribution by Section Rank
Figure 4-Pavement Area Distribution by Section Rank
Figure 5-City of Riviera Beach Pavement Section Age Since Last Major R&R
Figure 6-City of Riviera Beach Pavement Rating 2012
Figure 7-Family Prediction Model "S"
Figure 8-Revised Family Prediction Model "S"
Figure 9-Review of Family Model Data "S"
Figure 10-Review of Family Model Data "P"
Figure 11-Review of Family Model Data "T"
Figure 12-Predicted PCI for Primary "P" Pavement Sections



Figure 13-Predicted PCI for Secondary "S" Pavement Sections

Figure 14-Predicted PCI for Tertiary "T" Pavement Sections

Figure 15-M&R Budget for Riviera Beach Based on Minimum PCI of 8

Figure 16-Average Weighted PCI after Improvement Based on Minimum PCI of 8

Figure 17-Revised M&R Budget for Riviera Beach Based on Minimum PCI of 60 to

Figure 18- Revised Average Weighted PCI after Improvement Based on Minimum PCI of 60 to

Figure 19-M&R Budget for Riviera Beach Based on Critical PCI Method

Figure 20-Average Weighted PCI After improvement Based on Critical PCI Method

LIST OF TABLES

Table 1-Asphalt-Surface Distress Classification for Roads and Parking Lots

Table 2- From PAVERTM Summary of Pavement Section Condition Report

Table 3-M & R Cost by Condition for Riviera Beach Roads

Table 4-Variable Minimum Conditional Table

Table 6-Budget Summary for Critical PCI of 60 to 64

Table 6-Budget Summary for Critical PCI



1.0 EXECUTIVE SUMMARY

This report provides an overall assessment and evaluation of the pavement condition of streets maintained by the City of Riviera Beach. Results from this evaluation was then used developed a Five Year Maintenance and Rehabilitation (M&R) Plan.

STANTEC recommends major M&R for the City of Riviera Beach's Asphalt Concrete (AC) pavement roadway network based on knowledge and professional judgment associated with Pavement Management Systems (PMS). Recommended work activities for M&R shall consist of complete pavement reconstruction (8" Base, 2" AC), milling and resurfacing (1-inch), and 1-inch overlay.

Work plan and Budget analysis was performed for in Paver™ based on the Minimum Pavement Condition Index (PCI) and Critical PCI for a 5 year plan. The Minimum Condition PCI began by maintaining an annual PCI of 80 but was later varied to reduce the high overall budget cost, particularly in the first year. An M&R plan was developed using a **variable Minimum Condition PCI** between **60 and 64** to achieve an optimum and cost effective plan for the City's entire roadway network. The **Critical PCI method** used maintained the current area weighted PCI using a critical PCI between 55 and 70. One major disadvantage of this critical PCI method is that major critical projects where PCI are below critical are given low priority. For example, for a given 5 year plan, a pavement section with a PCI rating of 68 could be scheduled for M&R in year one while a pavement section with a PCI rating of 30 could be scheduled in year four or even the final year of the M&R plan.

The cost of the variable Minimum Condition PCI method is approximately \$12.25 million over the 5 year plan with about \$2.44 million required in each year. The average weighted PCI after work is completed under this plan is 74, 75, 76, 75 and 75 for 2013, 2014, 2015, 2016 and 2017 respectively.





The total cost of the **Critical PCI** method is approximately \$20.7 million with approximately \$4 million required in each year of the 5 year plan. The average weighted PCI after work is completed under this plan is 74, 76, 78, 79 and 80 for 2013, 2014, 2015, 2016 and 2017 respectively.

STANTEC recommends the **Minimum Condition PCI method** to develop the M&R plan for the City of Riviera Beach. City of Riviera Beach will achieve a **PCI above 64** for each roadway segment by the end of the work plan period and an area weighted PCI of 75 for the entire roadway network.

2.0 INTRODUCTION

The City of Riviera Beach, located in Palm Beach County Florida, was incorporated on September 29, 1922, and is home to approximately 33,000 residents. One of 38 municipalities throughout the County, the City is home to the Port of Palm Beach and the US Coast Guard Station. Riviera Beach occupies a land area of approximately 9 square miles, maintains more than 85 miles of existing roadway network and is the most eastern City in South Florida. The City has several major projects upcoming in their current 5-year Capital Improvement Plan which include Parks Improvement, Marina Expansion, New Public Works Department, and Water and Sewer infrastructure projects. With such considerable investments, it is important that the City also has a reliable Pavement Management System (PMS) to ensure proper management of their roadway network. This will allow the City to predict future pavement conditions and strategically identify cost effective maintenance and rehabilitation (M&R) projects. An added benefit of the PMS is that will allow the City to plan M&R projects that coincide with other projects included in their Capital Improvement Plan.





2.1 Consultant Role

STANTEC was retained by the City of Riviera Beach to perform automated field data collection along all City owned road (85 miles) with image capture photos every 50-ft for asset management. This data will be used to determine the Pavement Condition Index (PCI) based on current conditions and develop a PMS utilizing a software called Paver™ 6.5.7, developed by the US Army Corps of Engineers. ERoadInfo, a sub consultant for STANTEC, conducted the data collection and populated the results into Paver™ to determine the PCI for the existing roadway sections.

2.2 Pavement Management Systems Concept

A PMS provides a powerful tool to assist Municipalities in making decisions regarding M&R planning and implementation. Successful pavement management requires scheduling of M&R during the appropriate stages of deterioration to optimize budgets and overall performance. Figure 1, taken from “Pavement Management for Airports, Roads and Parking Lots 2005”, Second Edition by M.Y. Shahin, provides a conceptual illustration of how a pavement normally deteriorates and the associated cost of rehabilitation at various times throughout its life.



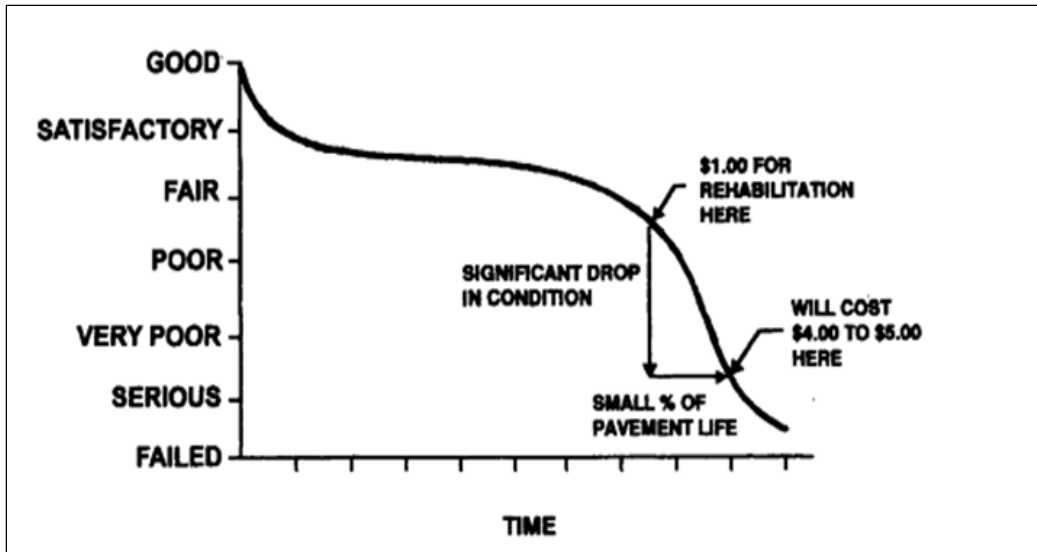


Figure 1-Pavement Life Cycle

The length of “satisfactory” years of a pavement is a direct correlation on how well the pavement has been maintained. Implementation of M&R before significant drop off in pavement condition can result in major cost savings over the life of the pavement. Another advantage of preventive M&R besides cost is reduced traffic detours and lane closures associated with pavement repair beyond critical deterioration (complete reconstruction) which has a negative impact on business and residents. By predicting the deterioration rate of pavement along with using standardized unit cost and minimum pavement performance requirement, a successful M&R Plan can be developed and implemented.

2.3 Purpose

The ultimate objective of this project is to survey all City owned roads, determine roadway conditions using PCI rating, and identify future five-year pavement M&R plan for the City of Riviera Beach. These objectives were accomplished through a series of systematic procedures which include:

- Pavement Inventory
- Data Collection





- Pavement Condition Rating
- Pavement Future Performance
- Prioritization of Repair & Rehabilitation
- M&R Projects

This report summarizes our findings and results of the 2013 Pavement Management System using Paver™ for the City of Riviera Beach.

3.0 METHODOLOGY

3.1 Roadway Network Inventory

As a starting point, a Geographic Information System (GIS) base shape file containing City of Riviera Beach's road network was obtained from Palm Beach County. The road network contained all City (Riviera Beach), Private (Gated Developments), County (Palm Beach County), and State (Florida) owned roads including street names, ownership, and section length. Majority of the roads owned by the City have both curb and gutter and sidewalk consisting of one or two travel lanes in both directions. A map of all the current roads and ownership within the limits of the City of Riviera Beach can be found in Appendix A.

3.2 Data Collection

Data collection involved automated surveying of the existing roadway surface of approximately 85 centerline miles of roads owned by the City of Riviera Beach, Florida. Some major roads were driven in both directions to properly collect all pavement distresses. Image capture of all City owned roads was taken every 25-ft. In addition, catch basin and drainage manholes within the R/W centerline miles of Riviera Beach owned roads will be extracted from roadway images for inventory and asset management purposes.





3.3 Pavement Condition and Rating

The City of Riviera Beach has decided to use Paver™ software version 6.5.7 for their PMS which uses the PCI method to determine distress in pavement. Therefore, the PCI will be used to rate the present condition of the surface road network. The PCI is a subjective method of evaluating distresses in pavement by providing a numerical rating between 0 and 100 where 0 is worst and 100 is best condition. This rating is based primarily on the type, quantity and severity of distresses for each pavement section. This concept was developed by the US Army Corps of Engineers in the late 1970's and was adopted by the American Society for Testing and Materials (ASTM) as the standard for airfields in 1993 and roads and parking lots in 1999 as well as other agencies. Paver™ 6.5 uses the ASTM 2010 standard for new distress in pavement, ASTM D 6433-09 Standard Practice for Roads and parking Lots Pavement Condition Index Surveys. The overall rating scale used in Paver™ for the PCI can be found below in figure 2. For this project, the standard PCI rating scale is used. Paver™ allows for customization of the standard color rating scale should the user wish to adjust the ranges.

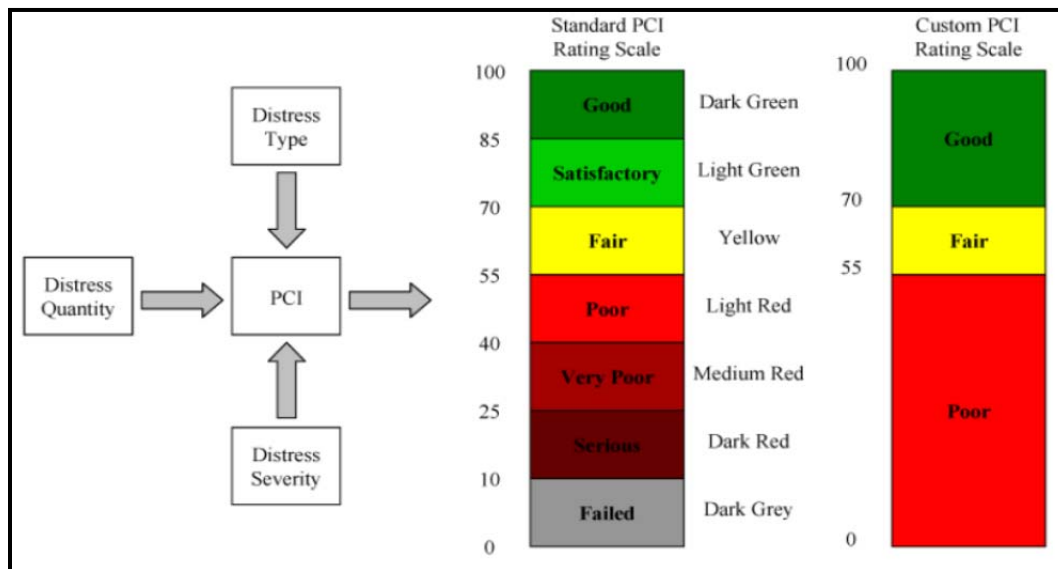


Figure 2-Pavement Condition Index Rating Scale





All pavements will deteriorate over time. This deterioration is typically a result of distresses that may be attributed to traffic applications/load, construction, materials, environment, and climate. In asphalt surface roads, the current ASTM standard for PCI currently recognizes pavement deterioration as a function of 20 distress type, three levels of severity (L-low, M-medium & H-high) and distress amount or density. A summary of these distresses, code, severity levels and causes are provided below in table 1 below.

Table 1-Asphalt-Surface Distress Classification for Roads and Parking Lots

Code	Distress	Severity Levels	Probable Cause
01	Alligator Cracking	L,M,H	Traffic
02	Bleeding	L,M,H	Materials, Construction
03	Block Cracking	L,M,H	Climate
04	Bumps and Sags	L,M,H	Climate, Traffic
05	Corrugation	L,M,H	Traffic
06	Depression	L,M,H	Construction
07	Edge Cracking	L,M,H	Traffic
08	Joint Reflection	L,M,H	Climate
09	Lane/Shoulder Drop-off	L,M,H	Other
10	Longitudinal and Transverse Cracking	L,M,H	Climate
11	Patching and Utility Cut Patching	L,M,H	Other
12	Polished Aggregate	N/A	Traffic
13	Potholes	L,M,H	Traffic
14	Railroad Crossings	L,M,H	Other
15	Rutting	L,M,H	Traffic
16	Shoving	L,M,H	Traffic
17	Slippage Cracking	L,M,H	Traffic
18	Swell	L,M,H	Climate, Environment
19	Raveling	M,H	Materials
20	Weathering	L,M,H	Climate

L=Low, M=Medium, & H=High





The condition survey was completed by eRoadInfo using a surface mobile data collection surveying vehicle that is equipped with cameras and various Global Position System (GPS) equipments. Prior to performing the inspection, the roadway network was divided into manageable sections. Using the GIS base file, the sections were typically identified from intersection to intersections.

The ERoadInfo Capture module offers digital roadway imaging at a 1280 x 960 resolution taken from up to 6 cameras (including a high resolution 11 mega-pixels camera) from the moving survey vehicle. The cameras are mounted in adjustable housings above the vehicle for easy access, best viewing angle, and protection from outside elements. The cameras are pointed forward, left side, and right side with right-of-way views. The field of view includes the lane of travel, street signs, guide signs, mile markers, pavement markings, billboards, vegetation, terrain, and overhead signs. The images from the cameras can assemble into a continuous 180 degree view. Additionally, two cameras are mounted on the rear of the vehicle to capture the reverse view. The camera positions are fully adjustable and can be locked once the desired position is acquired. Pavement inspection can be completed in real-time with 100% distance coverage at a speed from 3 to 70mph.

Typically, the images are captured at 55 ft intervals. The images are stored as JPEG files. Each image is approximately 200kB. At 3 frames per 25 ft, the images will require about 120 MB per mile. For this project images were captured every 50-ft.

The images position and orientation data are captured into a GIS database along with the data. The data can be easily transported from the on-vehicle computer to a central network using wireless network or removable hard drives.

Main Features

- 360 Degree panoramic camera collecting data at 15 MP





- High definition (HD) camera with 11 MP 4000x2600 resolution images
- Synchronized data collection with up to 6 cameras
- Flexible camera locations and orientation
- Full-frame, non-interlaced JPG format
- Images are associated with Inertial Navigation System (INS) to acquire accurate location as well as camera heading, roll, and pitch information.
- Images are stored on hard drives in real-time. No post processing required.
- System automatically finds the street based on the GPS when capturing.
- System includes a progress tracking feature to verify all roads are covered.
- Capture is paused when vehicle stops moving.
- Distance information is automatically attached to all images.
- Bookmark and voice notes can be captured to provide additional information not easily visible from images.

ERoadInfo fully integrated data collection vehicle (figure 2) provides complete pavement data collection capability with a fully integrated pavement data collection vehicle that includes GPS/INS sensors, Right-of-way cameras, Longitudinal profiler (IRI), rutting measurement system, downward scanning and automatic crack detection system and optional Ground Penetrating Radar (GPR) system.



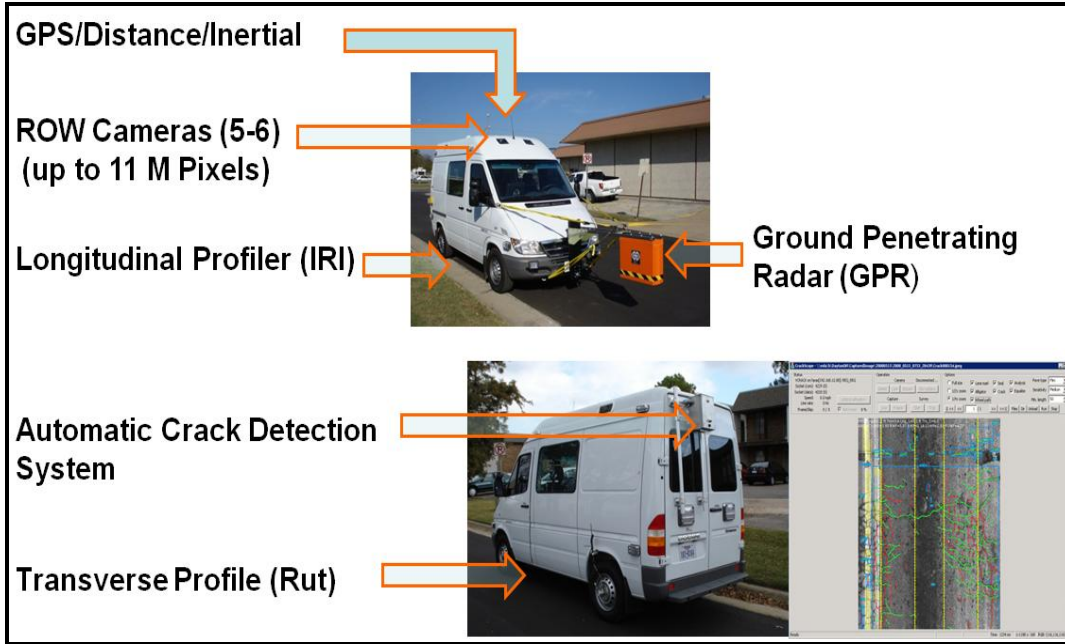


Figure 3-ERoadInfo Data Collection Vehicle

The ERoadInfo Playback and Asset Inventory module allows users to review images of the roadway and collect assets that appear in the field-of-view from the comfort of their desk.



Images from field Survey

The images collected using the ERoadInfo roadway imaging module can be played back like a VCR. When reviewing the images, assets visible on the image can be

captured from the office desk by simply clicking on the location of the asset in the image.

The data is collected using the photogrammetry measurement based on the images' location and orientation information recorded during the survey. During this project this data was stored directly into a central GIS database and imported into Paver™ where the PCI was calculated.

4.0 DATA COLLECTION RESULTS

4.1 Pavement Inventory

In all, there were approximately 861 roadway segments based on the original GIS data from the City of Riviera Beach. Field survey indicated that some of these roadway segments were either grass surface or now private property and were removed from the PAVER database for the determination of the PCI. The total pavement area is approximately 10,442 million square feet. Within the GIS data base, the City of Riviera Beach roads were classified as either class 4, 5 and 6. Class 4 roads are classified as Minor Arterial, class 5 as Collector and class 6 as Local Roads. In Paver™, a section ranking was assigned to all pavement sections based on these classifications to facilitate the data processing. Roads identified as class 4 were assigned a section ranking of "P" for primary, class 5 were assigned section ranking of "S" for secondary and class 6 assigned section ranking of "T" for tertiary. Approximately 78 percent of existing roadway within the City of Riviera Beach can be described as secondary, 17 percent as primary and 5 percent as tertiary. The breakdown of pavement area by section ranking is provided in figure 4. Additional information for each section including PCI, rank, surface type, and dimensions can be found in Appendix B.

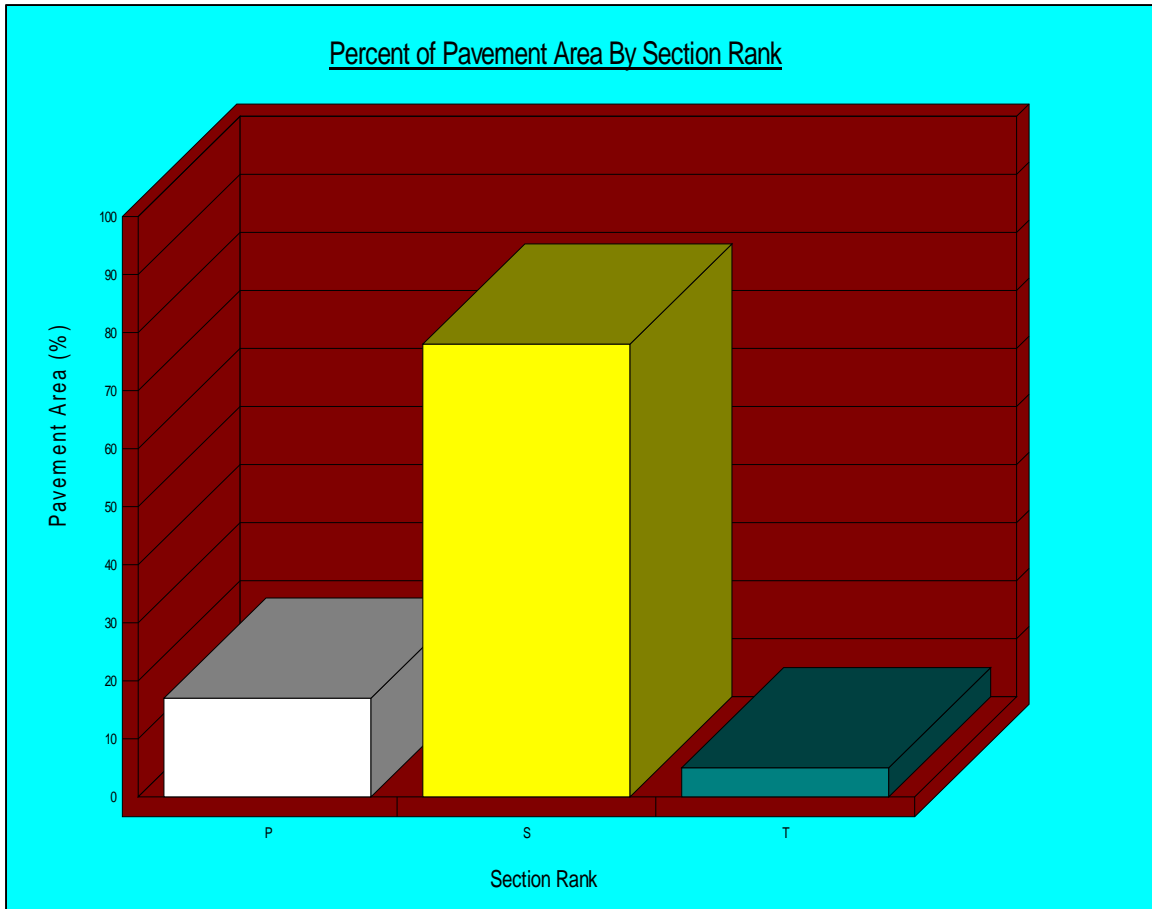


Figure 4-Pavement Area Distribution by Section Rank

4.1.1 History

Pavement condition work history is the most crucial information used by PAVER™ in computing PCI, determining deterioration curves and future maintenance plan. By knowing when pavement sections have been reconstructed or the **last construction date**, integrated with PAVER™, will allow the City of Riviera Beach to successfully manage their roadway network now and in the future.

STANTEC coordinated with City officials to determine the last construction date of the street segments. Due to the age of the City, there was not an accurate data base containing last construction date information of all City owned roads. We were able



to determine the last construction date of only a few roadway segments based on interviewing City staff. This is not a unique dilemma experienced by municipalities who often face tight budget constraints and a significant turnover in staff. The developers of PAVERTM recognize this reality and have included a tool which calculates the last construction date. This tool uses a fixed rate of PCI deterioration or PCI deterioration families/models (further discussed in 5.1 of this report) to determine the last construction date. PAVERTM uses the current PCI and linearly backtracks to the construction date. For this project, a fixed PCI deterioration rate of 4 points per year was used. For example, if a pavement segment has a current PCI of 80 in September 2012, then PAVERTM (using 4 points per year) will estimate the last construction date (when PCI was 100) to have occurred sometime in September 2007.

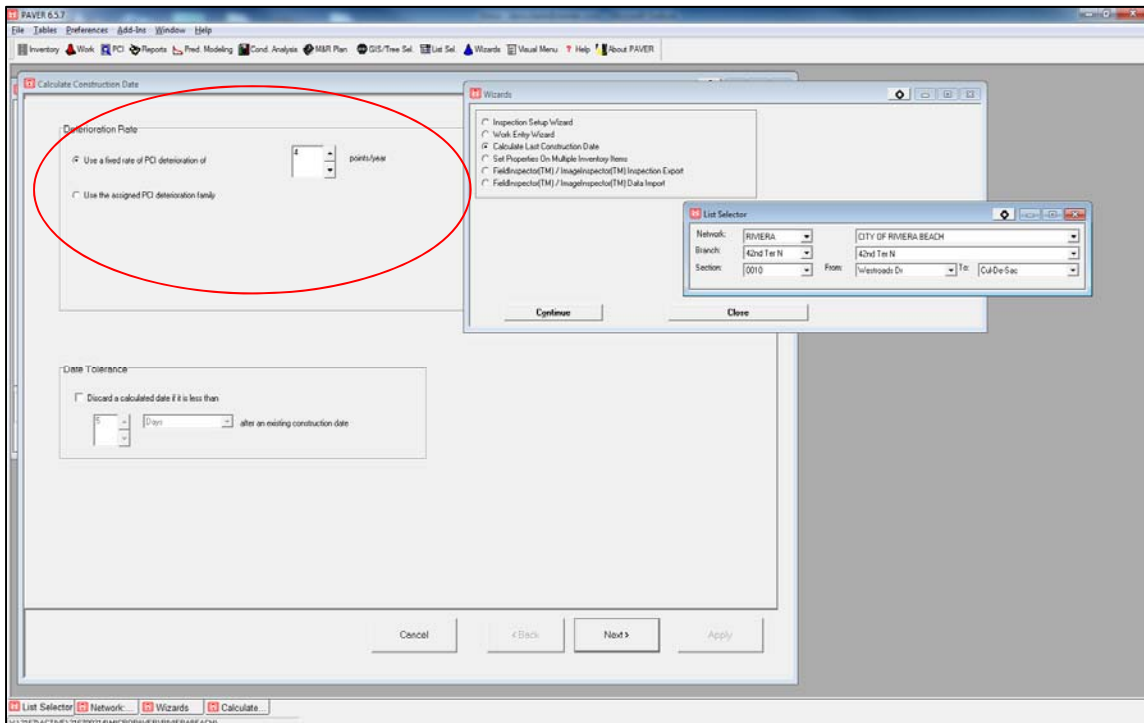


Figure 4A-Back Calculation for Last Construction Date



The City of Riviera Beach also provided additional information on a few pavement sections that are scheduled for rehabilitation which have been included in the work history inventory in PAVER™. Other pavement sections last construction date was estimated by reviewing the Palm Beach County parcel records of developments adjacent to these pavement sections. Google Earth has a tool called imagery date which allows you to go back in a few years and view the current images taken. This tool was also used to assist in determining the last construction date for roadway segments. Based on the inconsistent sources of data used (and lack of data) to determine the last construction date, there were some inaccuracies observed in the data during the model development. In PAVER™, these inaccuracies produce data points that are classified as “Outliers” or “Out bounds” and are further discussed in section 5.1. Based on the available information, the majority of roadway segments were treated as if they underwent major rehabilitation and reconstruction (R&R) characterized as “Complete Reconstruction AC” or “1-inch Cold Mill & Overlay” (milling and resurfacing). Figure 5 provides the pavement age at last inspection as a percentage of the total pavement area that underwent major R&R. Nearly 50 percent of the pavement sections underwent major work between 3-5 years ago, approximately 23 percent between 6-10 year ago, and about 19 percent in the past 2 years. Since the last construction date was back calculated (using PAVER™) for a majority of the roadway network, these results may not accurately represent the amount of actual M&R work performed by the City of Riviera Beach. However, it is necessary to assign a last construction date to perform a Pavement Management Analysis. Using PAVER™, the City of Riviera can update any current and future M&R activities in the work history for any pavement section. This information will be critical in the long term maintenance and management of the roadway network



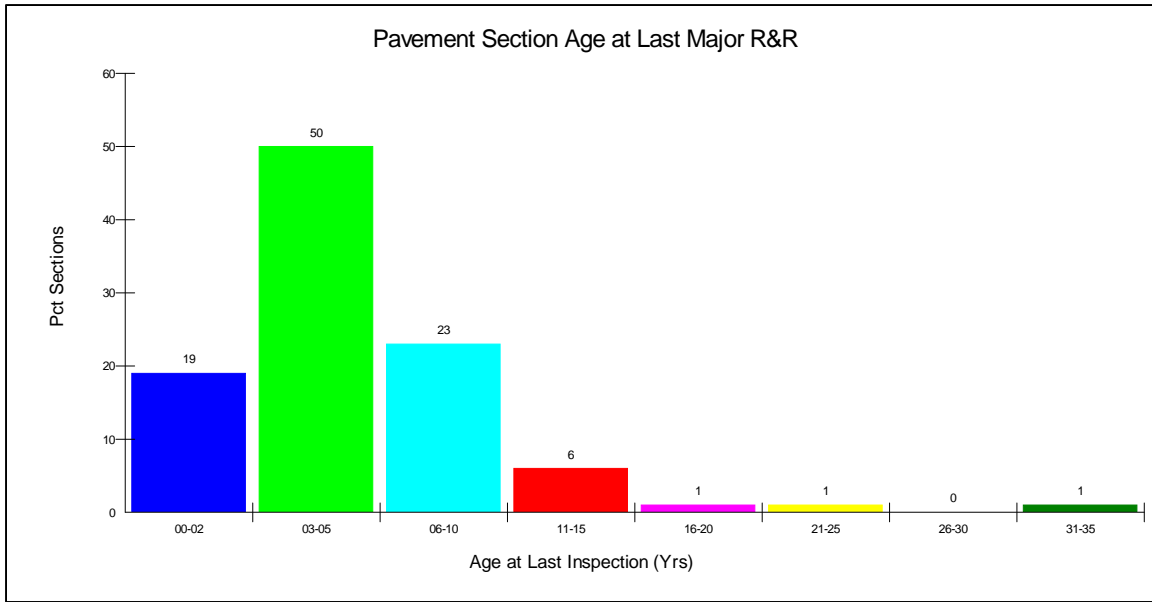


Figure 5-City of Riviera Beach Pavement Section Age Since Last Major R&R

PAVER™ provides a statistical summary report of the section report is provided in table 2. There were no pavement sections identified for the 26-30 year age category. The overall average age at inspection for the pavement network is 5 years.

Table 2- From PAVER™ Summary of Pavement Section Condition Report

Age Category	Average Age at Inspection (Major R&R)	Total Area (SqFt)	Number of Sections	Arithmetic Average PCI	PCI Standard Deviation	Weighted Average PCI
0-02	1.74	1,868,026.	160	89.79	3.18	90.26
03-05	3.78	5,162,201.	426	80.29	4.55	80.31
06-10	6.89	2,585,798.	197	66.09	5.67	65.52
11-15	12.78	614,313.60	55	54.33	14.59	55.83
16-20	17.43	66,313.60	7	43.57	22.67	45.19
21-25	21.20	54,501.20	5	78.40	14.38	76.05
31-35	31.33	90,774.60	6	76.00	23.08	76.82
All	5.10	10,441,958	856	76.79	12.09	76.71



4.2 Pavement Condition Index

Pavement survey was conducted in accordance with ASTM D 6433-09 which characterizes distress type, severity (Table 1) and quantity for sample areas within each pavement section. Visual data collected on pavement sections for distress, severity and quantities were imported into PAVER™ and the PCI value for each pavement section was calculated. The PCI returns a numerical rating value between 0 and 100 (Figure 2) to describe the condition of the pavement. A summary of pavement ratings for the City of Riviera Beach roadway network for 2012 can be found in Appendix B.

4.2.1 PCI Results

All pavements will undergo some level of deterioration over time even if there is no traffic. Figure 6 below provides the overall condition of the roadway network based on the percentage of pavement area. Overall, approximately 24 percent of the pavement is considered in “Good” condition, 48 percent “Satisfactory” condition, 22 percent “Fair” condition, 6 percent in “Poor” condition and 1 percent in serious condition.

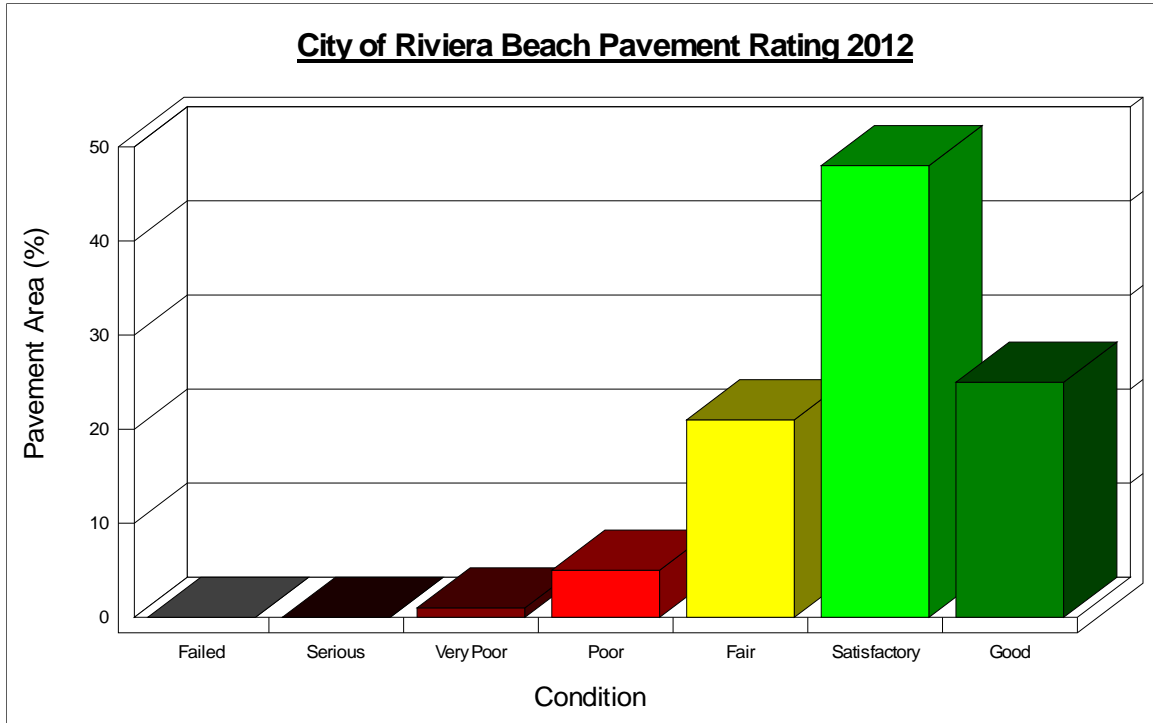


Figure 6-City of Riviera Beach Pavement Rating 2012

5.0 DATA CONDITION AND PREDICTION MODELS

5.1 Prediction/Deterioration Models

Paver™ uses what is called the Family Method to produce predication/deterioration models. Since PCI is used as an indicator of the overall pavement condition, the predication/deterioration models essentiality looks at the PCI versus time in the future. The family method represents a group of pavement sections surveyed that have similar characteristic. In Paver™, the software allows users to select families based on last construction date, PCI, Rank, Surface, section category, type, Use, and Zones. Selections of these families are often driven based on available data and the overall accuracy of condition prediction. Before a successful family model can be built we must first identify the pavement family, filter the data, conduct an outlier analysis, develop the model and finally predict the pavement section condition.





For this project, the pavement family used consisted of three primary categories used in Paver™ which included the branch use, surface type and section rank. In Paver™ the branch use is described as “Roadway”, surface type as “asphalt-concrete (AC)” and the section rank as either “P”, “S” or “T” as described in section 4.1 of this report. Three separate prediction models were developed based on branch, surface type and section rank. The branch and surface type were identical for each model but the section rank (P, S, or T) varied based on the individual rankings. Figure 7 shows the family prediction model for all secondary pavements (“S”). A review of the model equation and statistics show a 6th degree polynomial and a coefficient correlation 0.99 (1 is perfect correlation) and a standard deviation of 1.03. The further out the degree of polynomial, the less accurate the model becomes. A standard deviation under 12 is also an indication of a fairly reliable model. These inaccuracies are attributed to the lack of information regarding the last construction date.



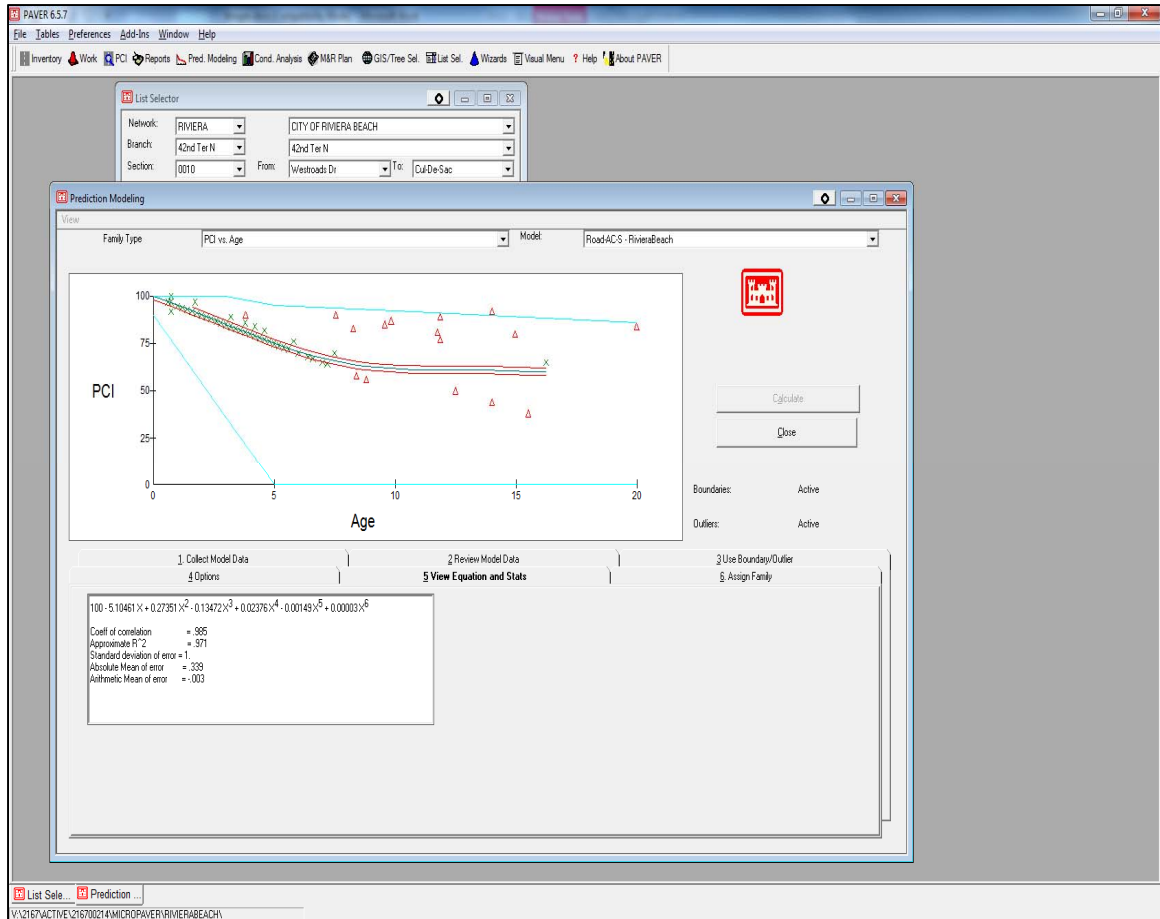


Figure 7-Family Prediction Model "S"

The best fit curve will only extend out as far as the available data. An additional data point at year 35 and a PCI of 0 is added to force the curve to zero. This was done with all the other family models ("P & T") to enhance the pavement prediction curve using an estimated life of between 25-35 years. The revised prediction model "S" and equation statistics is calculated and shown in figure 8.



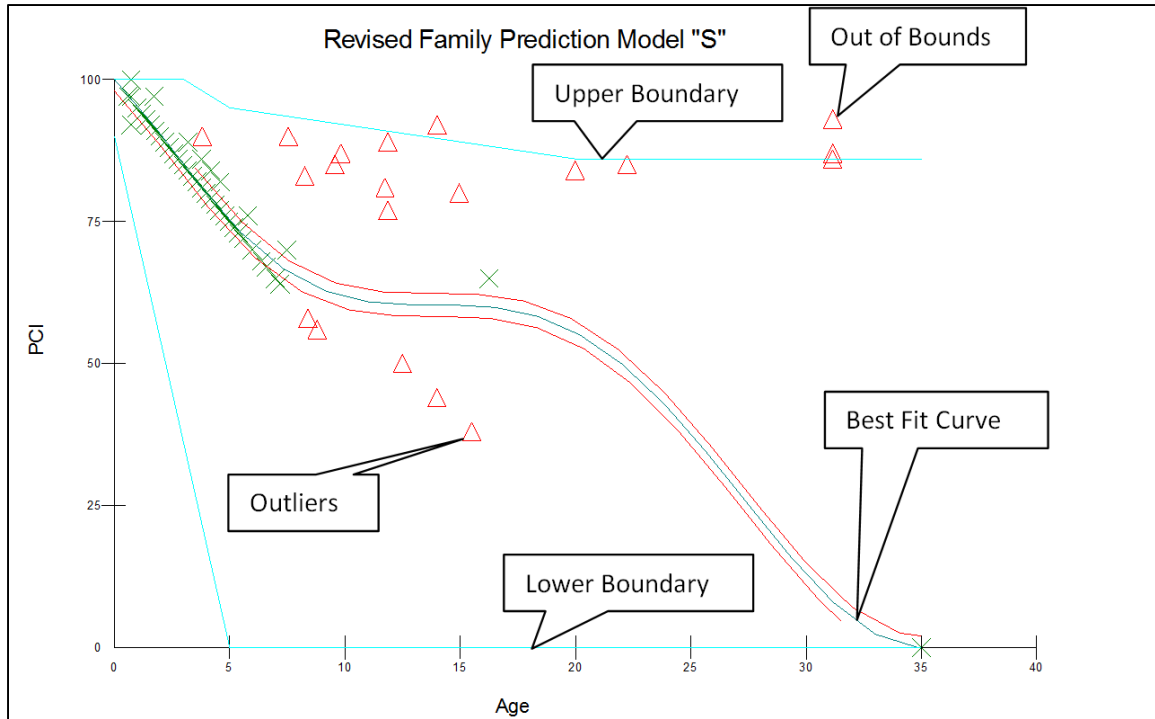


Figure 8-Revised Family Prediction Model "S"

In the revised family prediction model "S" (figure 8), there are several points which are classified as outliers or out of bounds and suggest there is an abnormality in these pavement segments that don't follow the same pattern as the other pavement sections. These outliers typically (PCIs lower or higher than the predicted model) result from either a faulty record, inaccurate construction history or suggest that there is a serious problem in these pavement sections. The out of bounds points show a higher PCI value than the predicted model which indicate that the pavement has undergone major M&R prior to the last inspection date. Figure 9 shows a review of the model data which contains the PCI, the predicted model PCI and the status. A review of the outlier's pavement sections in this model indicate a PCI below 55 which is where the Critical PCI is set. A review of the out of bounds pavement sections indicate that these pavement sections recently underwent major M&R based on the information received from the City of Riviera Beach. All secondary pavement sections will be assigned to this prediction model which will help developed M&R





plans. Similar data section abnormalities were observed in family predication models "P" & "T". The upper and lower boundaries (blue lines) of the model are established by the PAVERTM software to represent data points that are considered "Out of Range". PaverTM disregards any "Out of Range" data points when producing the best fit curve of the prediction model. Data points that are out of range typically suggest that the pavement section is in very bad condition or there is inaccurate construction history data. The red lines represent the outlier boundaries that PAVERTM uses to constrain the best fit curve to produce an accurate prediction.

Age at Insp	PCI	Model	Difference	Status	NetworkID	BranchID	SectionID	Surface	Rank
2.6	87.0	87.0	0.0		RIVIERA	W 28th St	0020	AC	S
3.8	81.0	81.0	0.0		RIVIERA	N 25th Ct	0010	AC	S
3.4	83.0	83.0	0.0		RIVIERA	Bimini Ln	0010	AC	S
2.8	86.0	86.0	0.0		RIVIERA	W 9th St	0050	AC	S
3.2	84.0	84.0	0.0		RIVIERA	W 15th St	0110	AC	S
1.8	91.0	91.0	0.0		RIVIERA	Avenue I	0090	AC	S
2.8	86.0	86.0	0.0		RIVIERA	W 31st St	0010	AC	S
1.6	92.0	92.0	0.0		RIVIERA	Avenue J	0100	AC	S
3.4	83.0	83.0	0.0		RIVIERA	Canterbury	0030	AC	S
3.4	83.0	83.0	0.0		RIVIERA	W 10th St	0140	AC	S
3.0	85.0	85.0	0.0		RIVIERA	Avenue T	0100	AC	S
2.0	90.0	90.0	0.0		RIVIERA	Avenue A	0110	AC	S
3.0	85.0	85.0	0.0		RIVIERA	W 36th St	0020	AC	S
3.2	84.0	84.0	0.0		RIVIERA	Sugar Sand	0070	AC	S
2.4	88.0	88.0	0.0		RIVIERA	W 14th St	0080	AC	S
3.2	84.0	84.0	0.0		RIVIERA	W 30th St	0030	AC	S
3.0	85.0	85.0	0.0		RIVIERA	W 11th St	0060	AC	S
3.2	84.0	84.0	0.0		RIVIERA	Avenue I	0110	AC	S
2.4	88.0	88.0	0.0		RIVIERA	Commercial	0010	AC	S
2.4	88.0	88.0	0.0		RIVIERA	W 3rd St	0060	AC	S
5.8	76.0	72.0	-4.0		RIVIERA	W 17th St	0020	AC	S
6.0	70.0	71.0	1.0		RIVIERA	W 36th St	0100	AC	S
2.8	86.0	86.0	0.0		RIVIERA	W 27th St	0070	AC	S
7.5	70.0	66.0	-4.0		RIVIERA	Ardmore Wa	0010	AC	S
3.6	82.0	82.0	0.0		RIVIERA	Grandview	0020	AC	S
3.6	82.0	82.0	0.0		RIVIERA	W 15th St	0040	AC	S
2.4	88.0	88.0	0.0		RIVIERA	W 6th St	0010	AC	S
2.0	90.0	90.0	0.0		RIVIERA	W 37th St	0120	AC	S
3.2	84.0	84.0	0.0		RIVIERA	W 32nd Ct	0010	AC	S
2.8	86.0	86.0	0.0		RIVIERA	W 7th St	0080	AC	S
3.4	83.0	83.0	0.0		RIVIERA	Sandy Ln	0010	AC	S
3.2	84.0	84.0	0.0		RIVIERA	Avenue N	0030	AC	S
31.15	93.0	8.0	-85.0	Out of Bounds	RIVIERA	Avenue I	0060	AC	S
14.0	92.0	60.0	-32.0	Out of Bounds	RIVIERA	W 22nd St	0010	AC	S
31.15	87.0	8.0	-79.0	Out of Bounds	RIVIERA	Avenue G	0050	AC	S
8.27	83.0	64.0	-19.0	Outlier	RIVIERA	W 26th Ct	0050	AC	S
8.4	58.0	64.0	6.0	Outlier	RIVIERA	Interpace	0010	AC	S
8.8	56.0	63.0	7.0	Outlier	RIVIERA	N 24th Ct	0010	AC	S
12.5	50.0	60.0	10.0	Outlier	RIVIERA	Plaza Cir	0020	AC	S
9.57	85.0	62.0	-23.0	Outlier	RIVIERA	Avenue U	0010	AC	S
9.84	87.0	62.0	-25.0	Outlier	RIVIERA	Avenue U	0080	AC	S
14.0	44.0	60.0	16.0	Outlier	RIVIERA	W 24th St	0010	AC	S
11.75	81.0	61.0	-20.0	Outlier	RIVIERA	W 5th St	0010	AC	S
14.96	80.0	60.0	-20.0	Outlier	RIVIERA	W 10th St	0060	AC	S
22.24	85.0	49.0	-36.0	Outlier	RIVIERA	W 9th St	0010	AC	S
15.5	38.0	60.0	22.0	Outlier	RIVIERA	Avenue C	0110	AC	S
7.55	90.0	66.0	-24.0	Outlier	RIVIERA	W 33rd St	0040	AC	S
11.86	77.0	60.0	-17.0	Outlier	RIVIERA	W 35th St	0010	AC	S
11.86	89.0	60.0	-29.0	Outlier	RIVIERA	W 35th St	0070	AC	S
3.82	90.0	81.0	-9.0	Outlier	RIVIERA	W 33rd St	0050	AC	S
19.98	84.0	55.0	-29.0	Outlier	RIVIERA	W 10th St	0010	AC	S
31.15	86.0	8.0	-78.0	Outlier	RIVIERA	Avenue H	0020	AC	S

Figure 9-Review of Family Model Data "S"



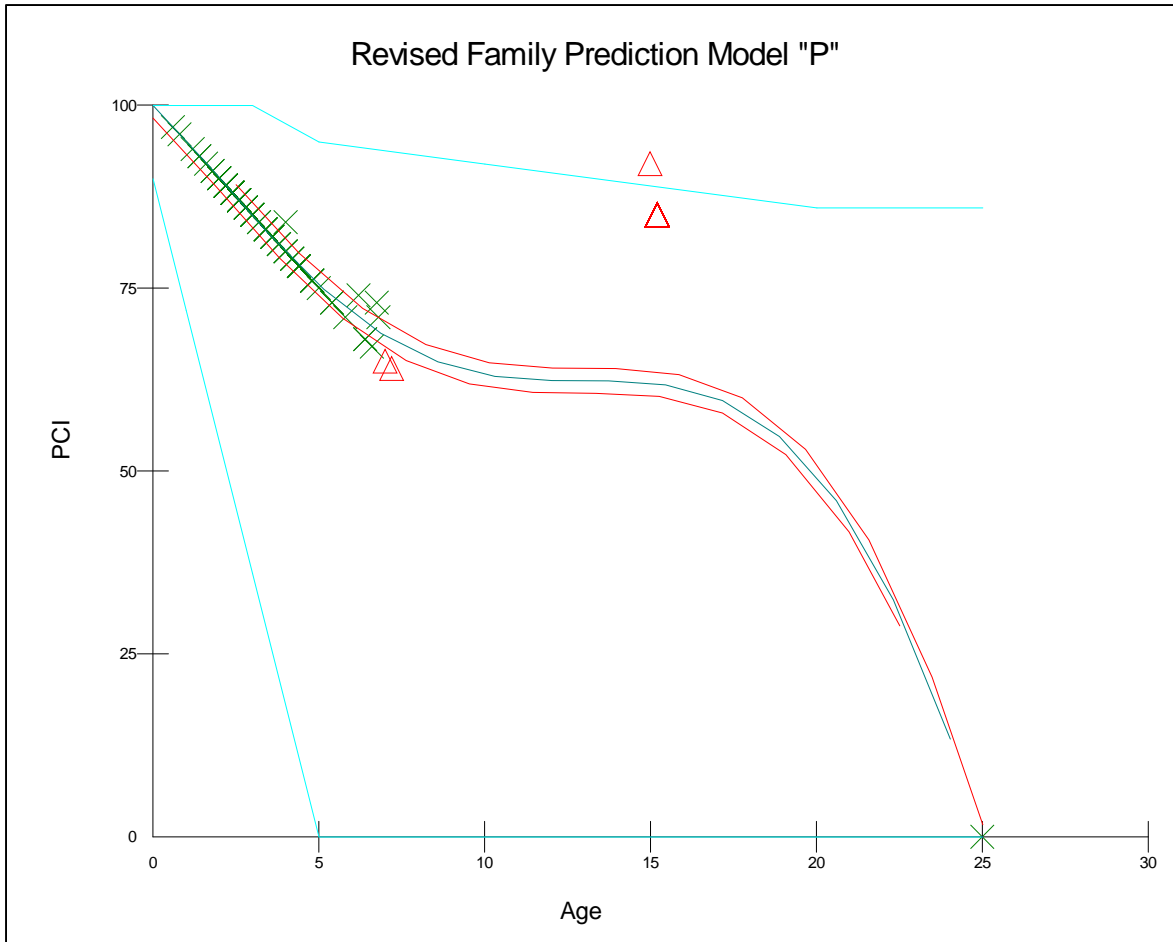


Figure 10-Review of Family Model Data "P"

Figure 10 shows the family prediction model for all the primary "P" pavement sections and the associated statistics. The model was manipulated in similar fashion as the family model "S" to enhance the best fit prediction curve.



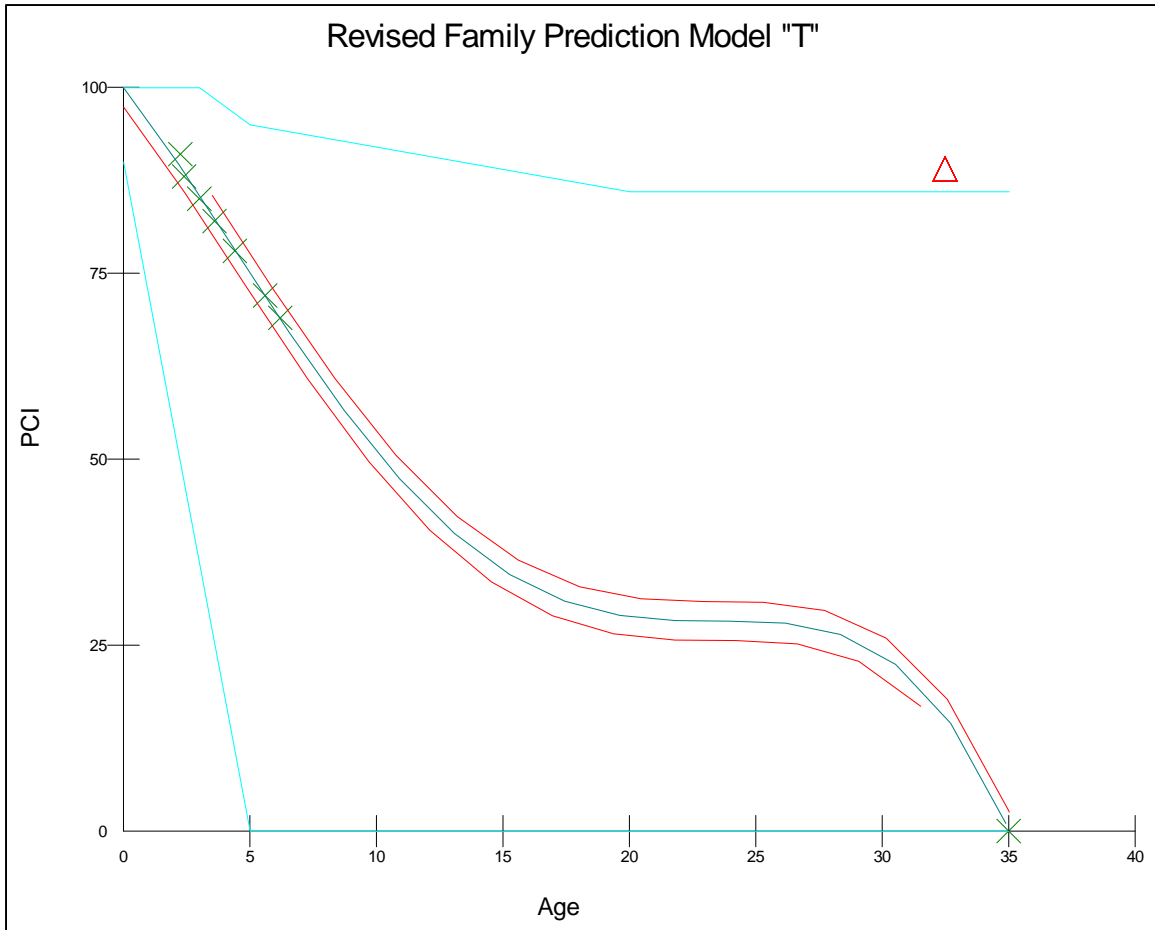


Figure 11-Review of Family Model Data "T"

Figure 11 shows the family prediction model for all the tertiary "T" pavement sections and the associated statistics. The model was manipulated in similar fashion as the family model "S" to enhance the best fit prediction curve.

5.2 Condition Analysis

The pavement condition analysis or condition forecast determines past and future performance of pavement networks or individual sections. Paver™ uses the last construction date and last inspection date which is then interpolated to determine past pavement condition. The "last construction date" was back calculated in Paver™ due to lack of existing information. Other information on "last construction





date” was provided by the City of Riviera Beach and the corresponding pavement section was updated. The future pavement condition is determined using the prediction/deterioration family models developed in 5.1. For each pavement rankings “P”, “S”, and “T”, three condition forecast models were developed as shown in Figures 12, 13 and 14 respectively. These models forecast the pavement predicted condition or PCI (Area weighted average) 10 years from the last inspection date (September 2011). Figures 12, 13 & 14 represent the **rate of deterioration without an M&R plan implemented**. These prediction condition models will be used to develop the M&R work plan which is discussed in section 6.0.

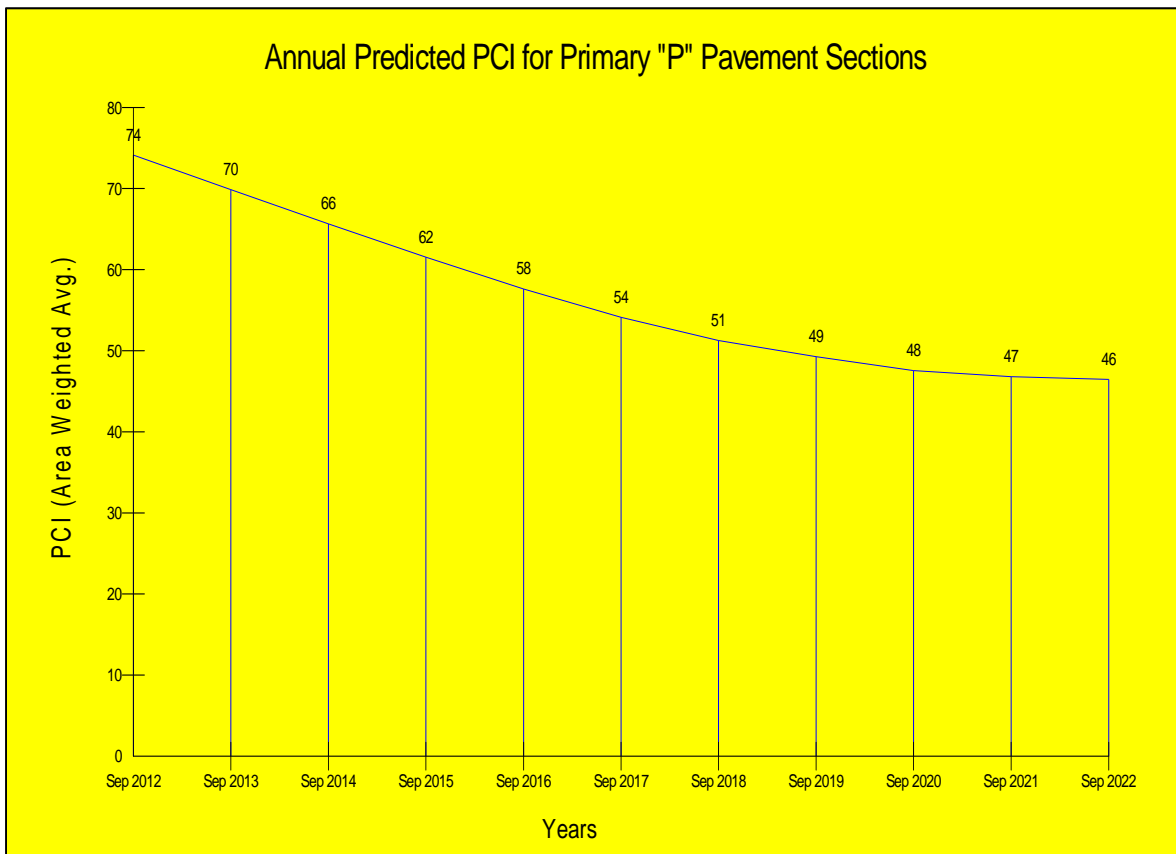


Figure 12-Predicted PCI for Primary "P" Pavement Sections





Figure 12 shows the forecast for the predicted PCI by area weighted average for primary pavement sections if there is no M&R intervention. At year 2012 the overall weighted PCI for primary pavement sections gradually decreases from 74 to around 46.

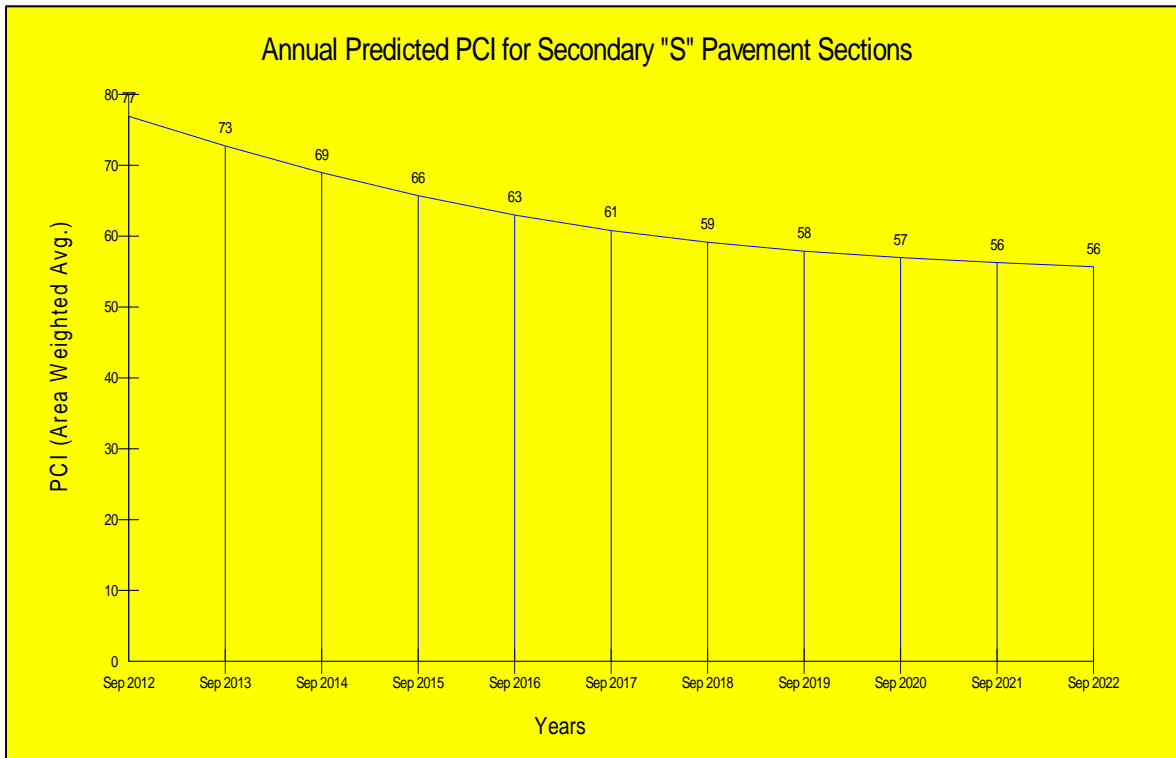


Figure 13-Predicted PCI for Secondary "S" Pavement Sections

Figure 13 shows the forecast for the predicted PCI by area weighted average for secondary pavement sections if there is no M&R intervention. At year 2011 the overall weighted PCI for secondary pavement sections gradually decreases from 77 to around 56.



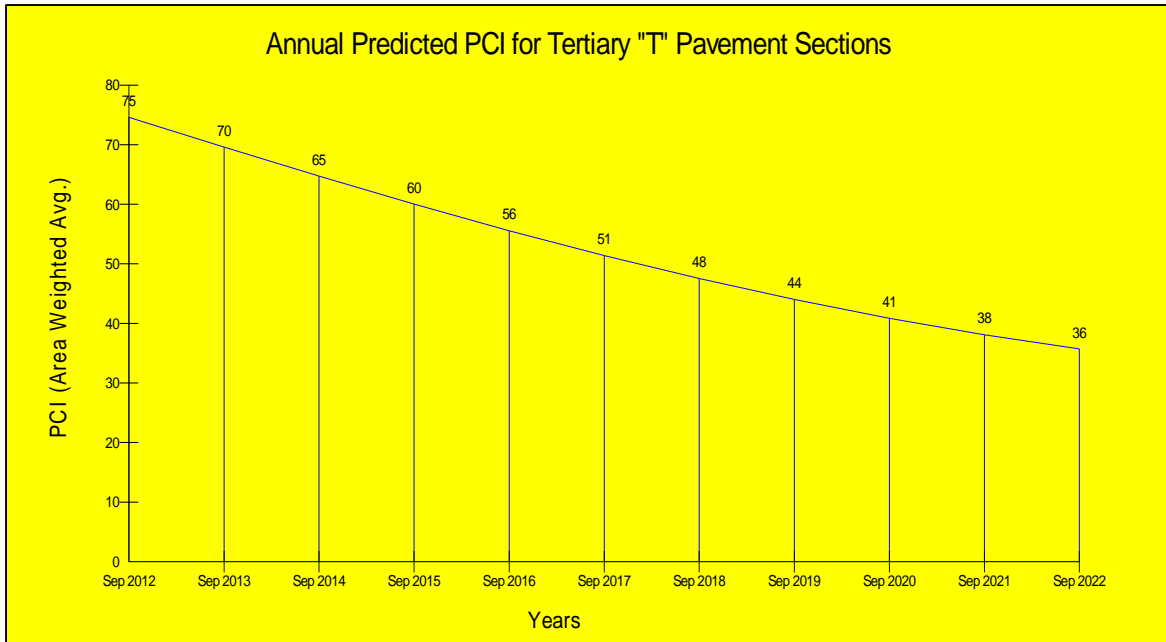


Figure 14-Predicted PCI for Tertiary "T" Pavement Sections

Figure 14 shows the forecast for the predicted PCI by area weighted average for tertiary pavement sections if there is no M&R intervention. At year 2012 the overall weighted PCI for tertiary pavement sections gradually decreases from 75 to around 36.

6.0 MAINTAINANCE AND REHABILITATION POLICES AND UNIT COSTS

M&R Planning is a systematic approach where a set of activities are applied to pavement sections based on distresses within pavement, budgeting and condition indicators. Paver™ provides municipalities a variety of methods for M&R prioritization to roadway network or pavement sections. M&R activities for AC pavements are categorized in Paver™ as Localized Safety and Preventive, Global Preventive, and Major M&R.

Localized Stopgap (Safety) M&R policies are applied to various areas throughout the a pavement section whose PCI is below critical. This work is implemented to the keep pavement section operational and safe until major M&R work (milling and





resurfacing, reconstruction etc.) can be applied. This plan usually involves filling of pot holes.

Localized Preventive M&R activities are applied to entire pavement sections whose PCI is above the critical PCI for the purpose of slowing pavement deterioration. This plan involves some surface treatment such as crack sealing and patching.

Global Preventive M&R activities are applied to entire pavement sections whose PCI is above the critical PCI for the purpose of slowing pavement deterioration. This plan involves some surface treatment placing a thin overlay. This option is typically not used in Florida.

Major M&R activities applied to the entire pavement section to improve existing structural requirements. It is used to upgrade pavements below the critical PCI or on pavements above critical PCI to maintain current condition.

STANTEC recommends Major M&R for the City of Riviera Beach's AC pavement roadway network based on knowledge and professional judgment associated with PMS. Recommended work activities for M&R shall consist of complete pavement reconstruction, milling and resurfacing (1-inch), and 1-inch overlay. Given the amount of daily traffic Riviera Beach experiences from residence, business, and visitors, Local and Global treatment will not be adequate to maintain the current roadway network and meet the ever growing demand. Work plan and Budget analysis was performed in Paver™ based on the **Minimum PCI and Critical PCI**.

6.1 M&R Planning Based on Minimum PCI

This approach establishes a work plan based on a selected or specified minimum PCI for a pavement network. When this option is selected, Paver™ provides an annual budget that is required to maintain all pavement levels above the minimum PCI





(area weighted average) for the length of the plan. The family prediction models developed and discussed in section 5.1 are used to determine the year in which the PCI for each pavement section falls below this minimum PCI. When this occurs, Paver™ identifies these sections and multiplies the pavement section area by a set unit cost for M&R activity. Before this can be done, a PCI versus unit cost for major M&R must be established and entered into the system tables of the major M&R families in Paver™. "Pavement Management for Airports, Roads and Parking Lots 2005", Second Edition by M.Y. Shahin provides guidelines for establishing the relationship. Table 3 provides M&R activities and unit cost versus PCI used for this project.

Table 3-M & R Cost by Condition for Riviera Beach Roads

M&R Work	Condition	Cost	Unit
Reconstruction (8" Base, 2" AC)	0	\$6.50	SqFt
	10	\$6.50	SqFt
	20	\$6.50	SqFt
	30	\$6.50	SqFt
Milling and Resurfacing (1" AC)	40	\$2.00	SqFt
	50	\$2.00	SqFt
	60	\$2.00	SqFt
	70	\$2.00	SqFt
Overlay (1" AC)	80	\$1.50	SqFt
	90	\$1.50	SqFt
	100	\$1.50	SqFt





An inflation rate of 3 percent per year was applied to the M&R unit costs. These unit costs are based on historical estimates from the Florida Department of Transportation as well as similar projects managed by STANTEC for various municipalities. The minimum PCI condition was then set at 80 for all City of Riviera Beach Roads over the length of work plan. This minimum value was established by recognizing the overall area weighted PCI for the predicted PCI curves for pavement rank "P", "S" and "T" in section 5.2 at the time of inspection was in fair condition.

6.2 M&R Planning Based on Critical PCI Method

The Critical PCI is that point where a pavement begins to rapidly deteriorate with time. Paver™ uses this method to apply major M&R polices as well as Localized and Global treatment which are not being considered. In typical asphalt pavement this critical PCI ranges from 55 to 70. The Critical PCI allows municipalities to determine different budgeting scenarios when developing the M&R plan.

When a pavement section is above or equal to this critical PCI, Paver™ verifies if the section is structurally deficient. If the pavement section is structurally deficient then major M&R is applied. If it is not then Localized M&R polices are assigned to the pavement section. Since these distresses are only known within the first year, PAVER™ uses a unit cost versus PCI in subsequent years (Table 3).

If a pavement section is below the Critical PCI, the major M&R will be applied to the pavement section. If no funding is available then localized safety M&R is applied. Paver™ will apply Major M&R plan to all pavement sections that meet this criteria as long as funding is available.

One **major disadvantage** of this M&R plan is that roadway segments below the critical PCI (sections characterized as **failed, serious, very poor, poor** in Figure 2)





are given low priority in planned projects. Pavement sections that are in fair to satisfactory condition are given a higher priority in the planned projects. For example, in a five year plan, a pavement section with a PCI rating of 68 could be scheduled for M&R in year one while a pavement section with a PCI rating of 30 could be scheduled in year four or even the final year of the M&R plan. PAVER recognizes that this section is in need of major M&R regardless of when the work done. By giving priority to pavement sections that are above the critical PCI (55-70), funding is applied to roadway sections before they require a full reconstruction.

6.3 M&R System Tables

A Cost by condition table (table 3) has been added in Paver™ for the purposes of this analysis. Paver™ M&R priority system tables by default sets the work priority for section rank as high for primary “P” pavement section, medium for secondary “S” pavement sections, and low for tertiary “T” pavement sections. For the purpose of this M&R plan a new M&R priority system table was created and all pavement sections have been assigned a high priority ranking. In the Paver™ two new work types were added to the system work type tables. The first for a 1-inch Asphalt Concrete overlay (OL_1) and the second for 1-inch cold milling and overlay or milling and resurfacing existing AC for a depth of one inch (CM-OL-1).

7.0 REHABILITATION NEEDS AND BUDGET ANALYSIS

Paver™ was used to perform M&R analysis after customizing systems tables and establishing unit cost as discussed in section 6.0. An M&R plan was developed based on the minimum PCI being set to 80 for all pavement sections for a five year period. Figure 15 shows the annual amounts needed to maintain this minimum PCI with approximately \$5.5 million of the total \$8.6 million required in the first year. Figure 16 shows the average weighted PCI per year after work has been done.



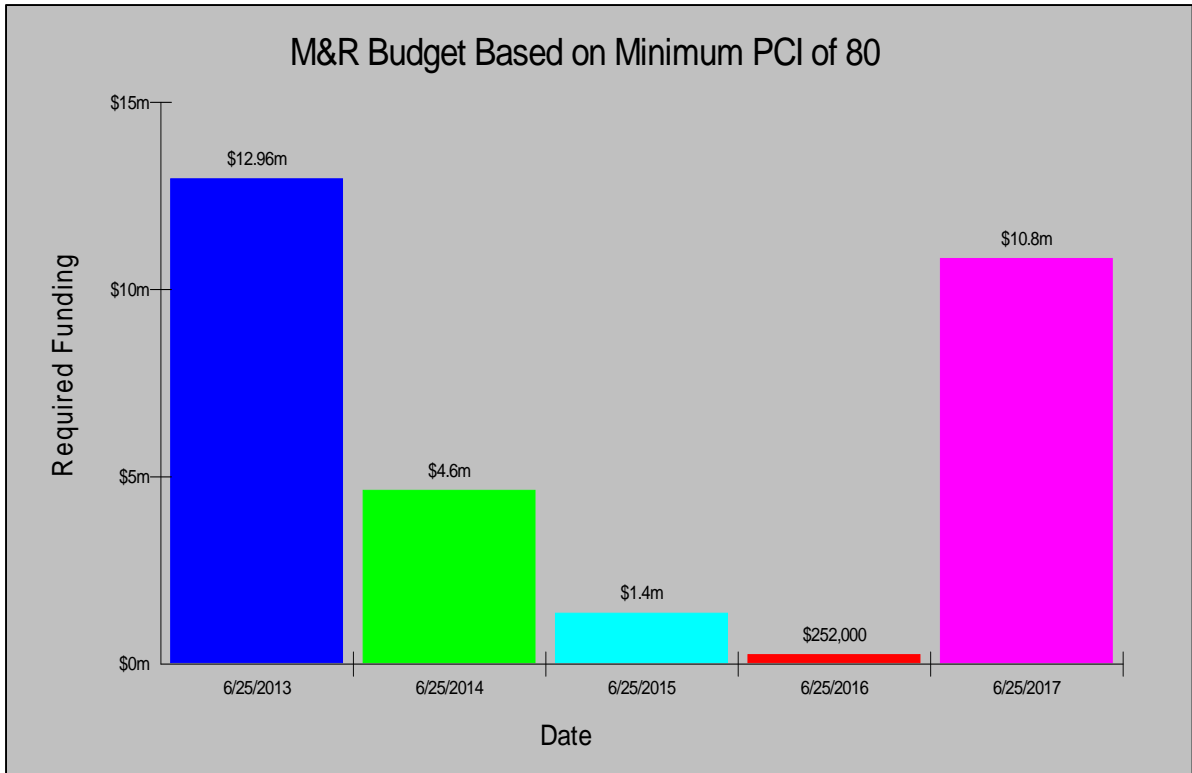


Figure 15-M&R Budget for Riviera Beach Based on Minimum PCI of 80

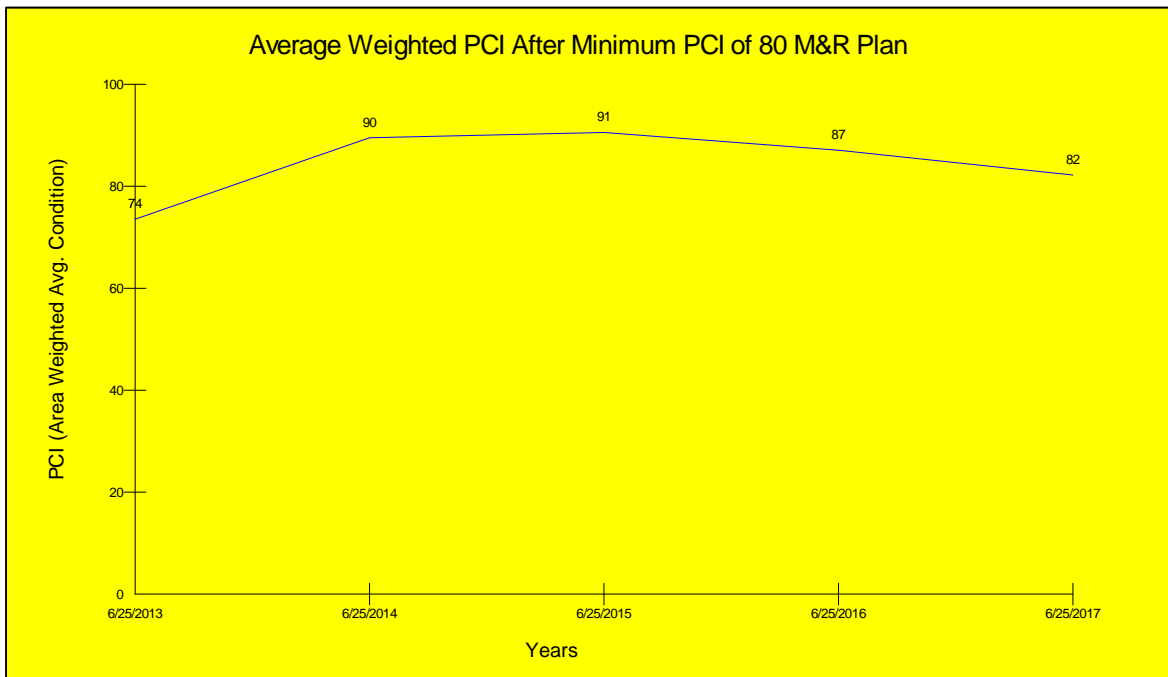


Figure 16-Average Weighted PCI after Improvement Based on Minimum PCI of 80





Each pavement section will have a PCI of above 82 in 2017 based on a minimum PCI of 80 per year.

The disadvantage of using the minimum PCI method is having such a high PCI in the first year calls for a high budget in the first year also. One alternative to reduce the initial and overall cost is to vary the minimum PCI having a lower value in the initial years and maintaining higher value in the later years. Several M&R plan iterations were performed in PAVER™ using varying PCI for each year of the plan until an optimum result for City’s entire roadway network was achieved. The PCI was set to 60 in the first year and 64 for the remaining years. Table 4 was then used to run the M&R analysis.

Table 4-Variable Minimum Conditional Table

Year	Minimum Condition
2013	60
2014	64
2015	64
2016	64
2017	64

Using the variable minimum PCIs in table 4, the City of Riviera Beach can achieve a PCI above 75 for each roadway segment in 2017. Figure 17 shows the revised annual amounts needed to maintain the minimum PCI for each year in table 4. Approximately \$2.44 million will be required per year for grand total of approximately \$12.24 million over the next 5 years. Refer to table 5 for budget





details. Figure 18 shows the average weighted PCI per year after work has been done.

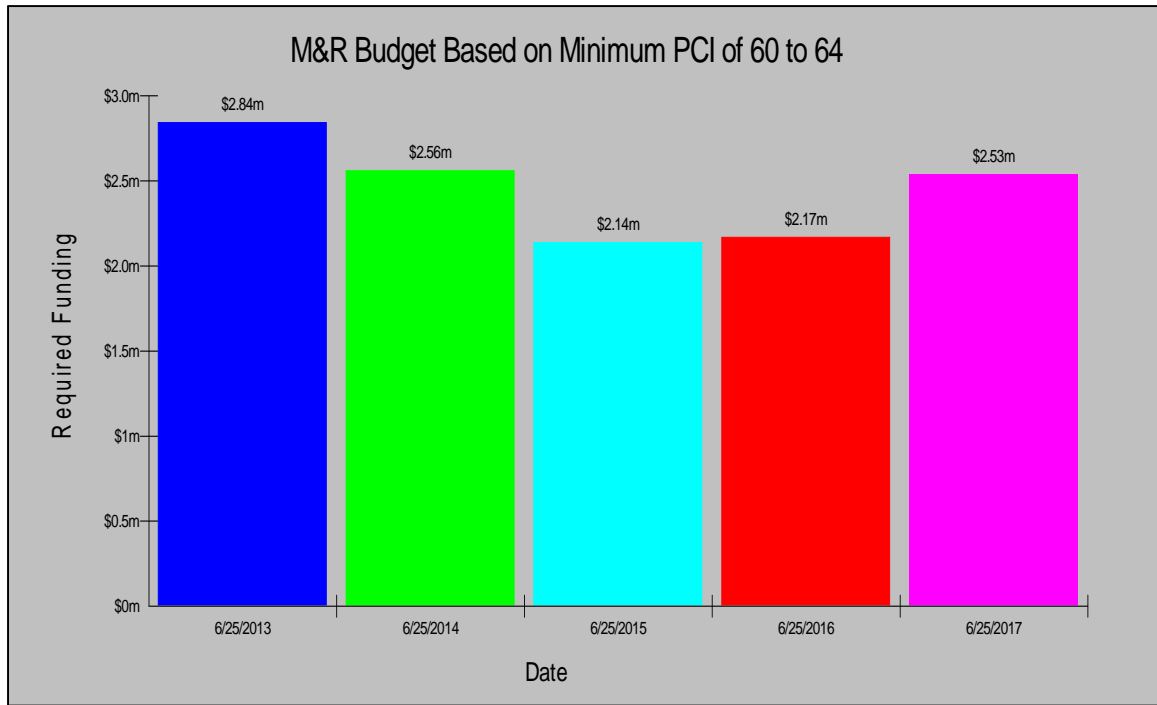


Figure 17-Revised M&R Budget for Riviera Beach Based on Minimum PCI of 60 to 64

Table 5-Budget Summary for Minimum PCI of 60 to 64

Category	Total	2013	2014	2015	2016	2017
Work Planner	\$12,246,138.61	\$2,842,596.21	\$2,560,015.03	\$2,137,712.24	\$2,169,156.68	\$2,536,658.45
Total Expenditure	\$12,246,138.61	\$2,842,596.21	\$2,560,015.03	\$2,137,712.24	\$2,169,156.68	\$2,536,658.45



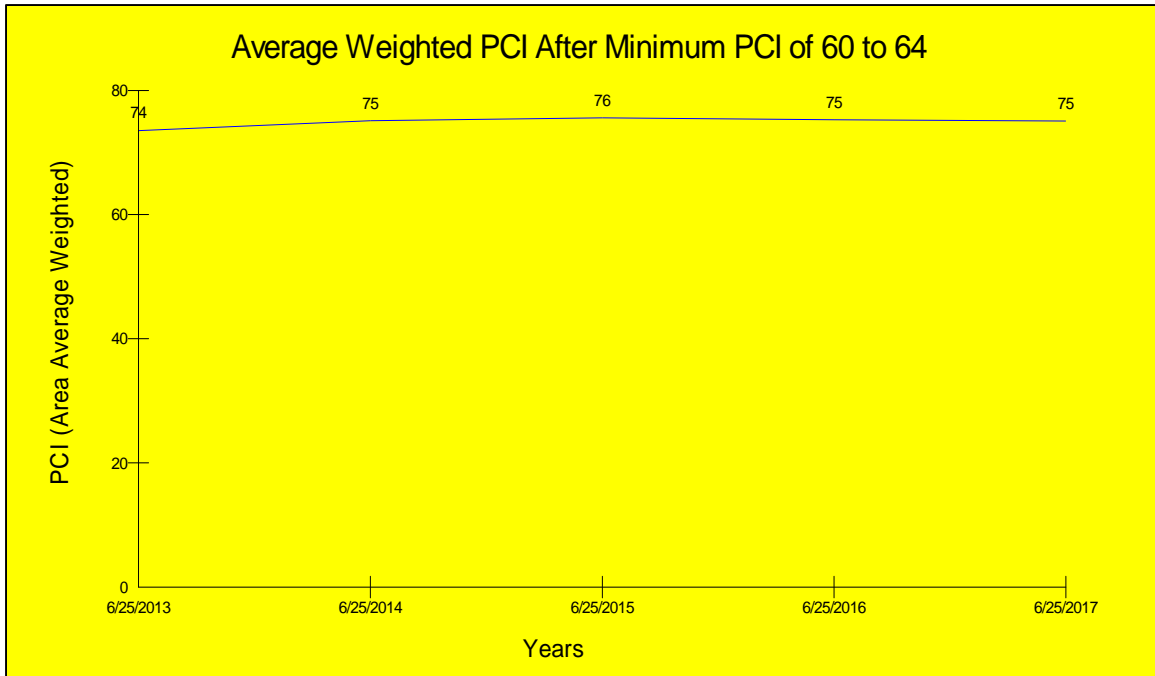


Figure 18- Revised Average Weighted PCI after Improvement Based on Minimum PCI of 60 to 64

The revised M&R analysis (Minimum PCI based on Table 4) provides an overall weighted PCI above the minimum and reduces the annual cost compared to maintaining a constant PCI for the length of the term. Another limitation of this analysis is that it does not allow you to include any **planned work**. Planned work are projects added to the work plan regardless of the PCI rating. However, if there are other pavement sections that will be rehabbed as part of an ongoing project or development, the work history can be updated in PAVER™ to include these projects. PAVER™ will recognize this work and not include that pavement section in the work plan. This was done for W 13th Street from Avenue R to Dixie road which is scheduled for major M&R in August of 2014. A work plan based on this M&R is provided in Appendix C.

Another M&R analysis was performed using the Critical PCI method. This method allows you to enter planned work as well as perform the required analysis and combined the budgets. In this method, the analysis was ran to maintain current





area weighted PCI for the network with the critical PCI set to 55. No Localized or Global M&R work was assigned to any pavement sections in this analysis.

Using the Critical PCI method, the City of Riviera Beach can achieve a PCI above 80 for each roadway segment in 2017. Figure 19 shows the annual amounts needed to maintain the current area weighted PCI for each year. Approximately \$4 million will be required per year for grand total of approximately \$21 million over the next 5 years. Refer to table 6 for budget details. Figure 20 shows the average weighted PCI per year after work has been done.

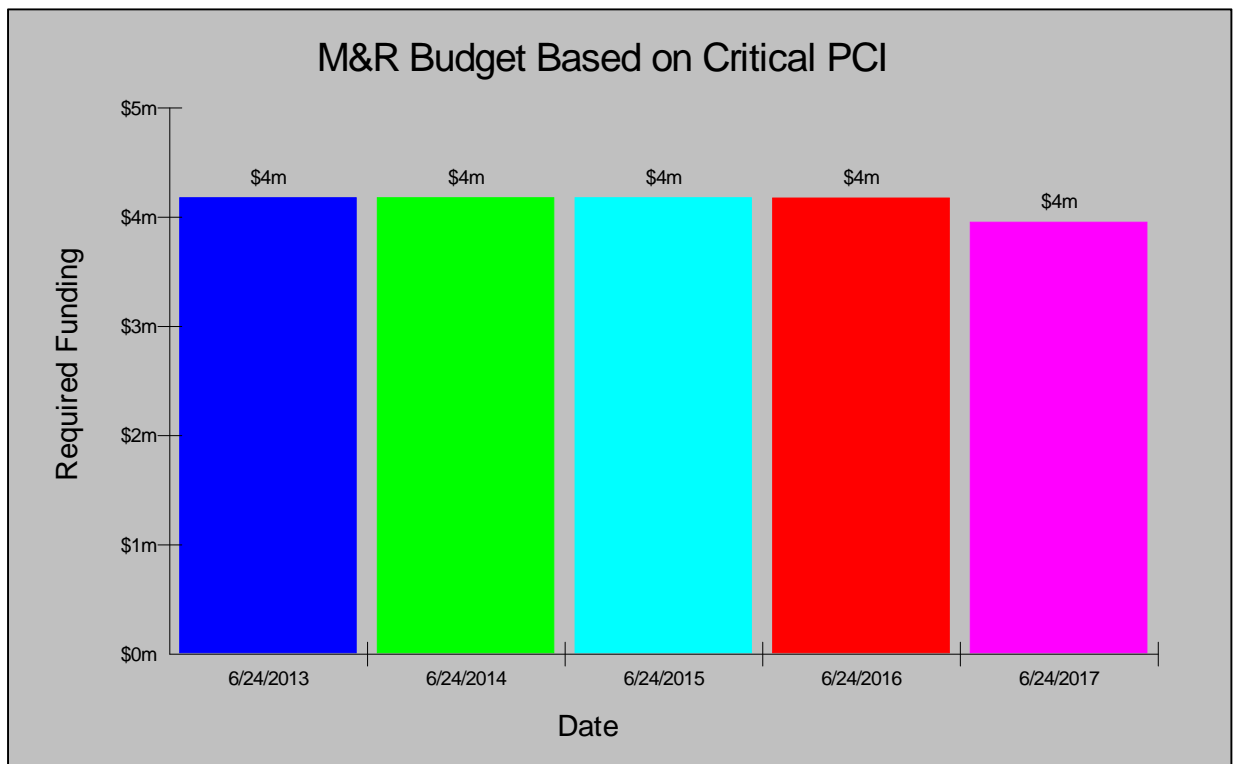


Figure 19-M&R Budget for Riviera Beach Based on Critical PCI Method





Table 6-Budget Summary for Critical PCI

Category	Total	2013	2014	2015	2016	2017
Work Planner	\$20,669,837.26	\$4,179,302.26	\$4,179,131.84	\$4,179,004.68	\$4,176,686.72	\$3,955,711.76
Total Expenditure	\$20,669,837.26	\$4,179,302.26	\$4,179,131.84	\$4,179,004.68	\$4,176,686.72	\$3,955,711.76

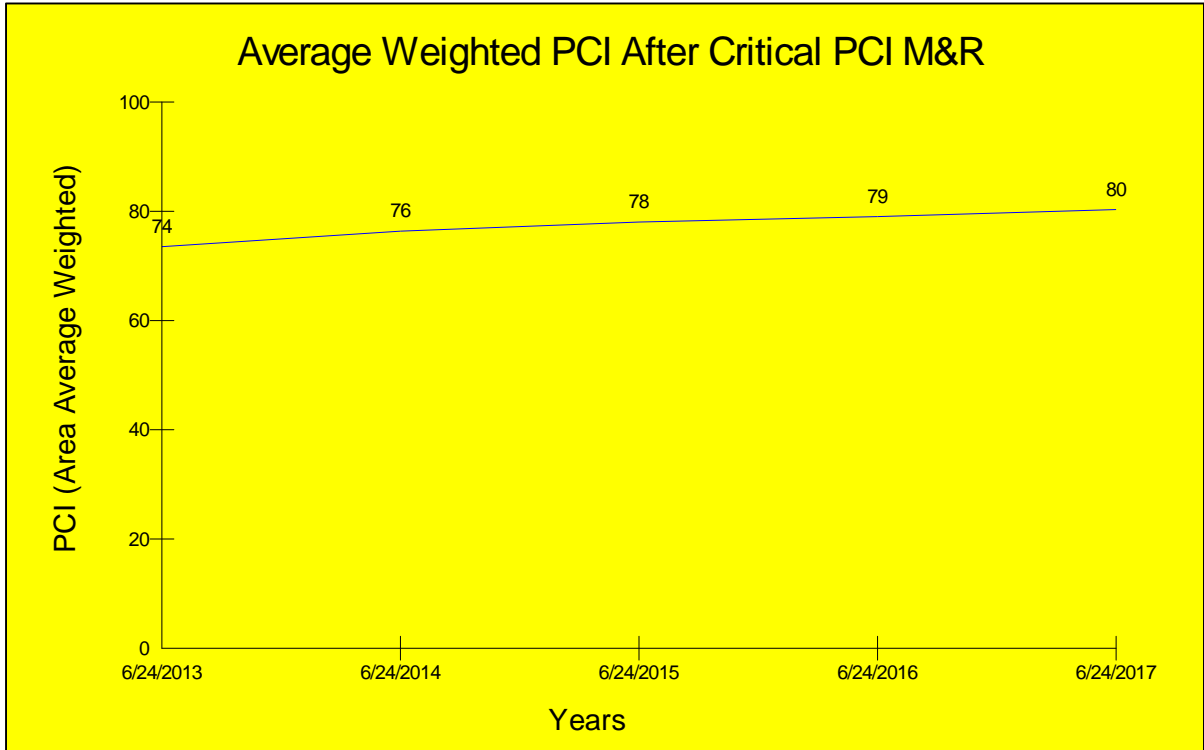


Figure 20-Average Weighted PCI After improvement Based on Critical PCI Method



APPENDIX A

MAPS OF THE CITY OF RIVIERA BEACH



Legend

City Limits

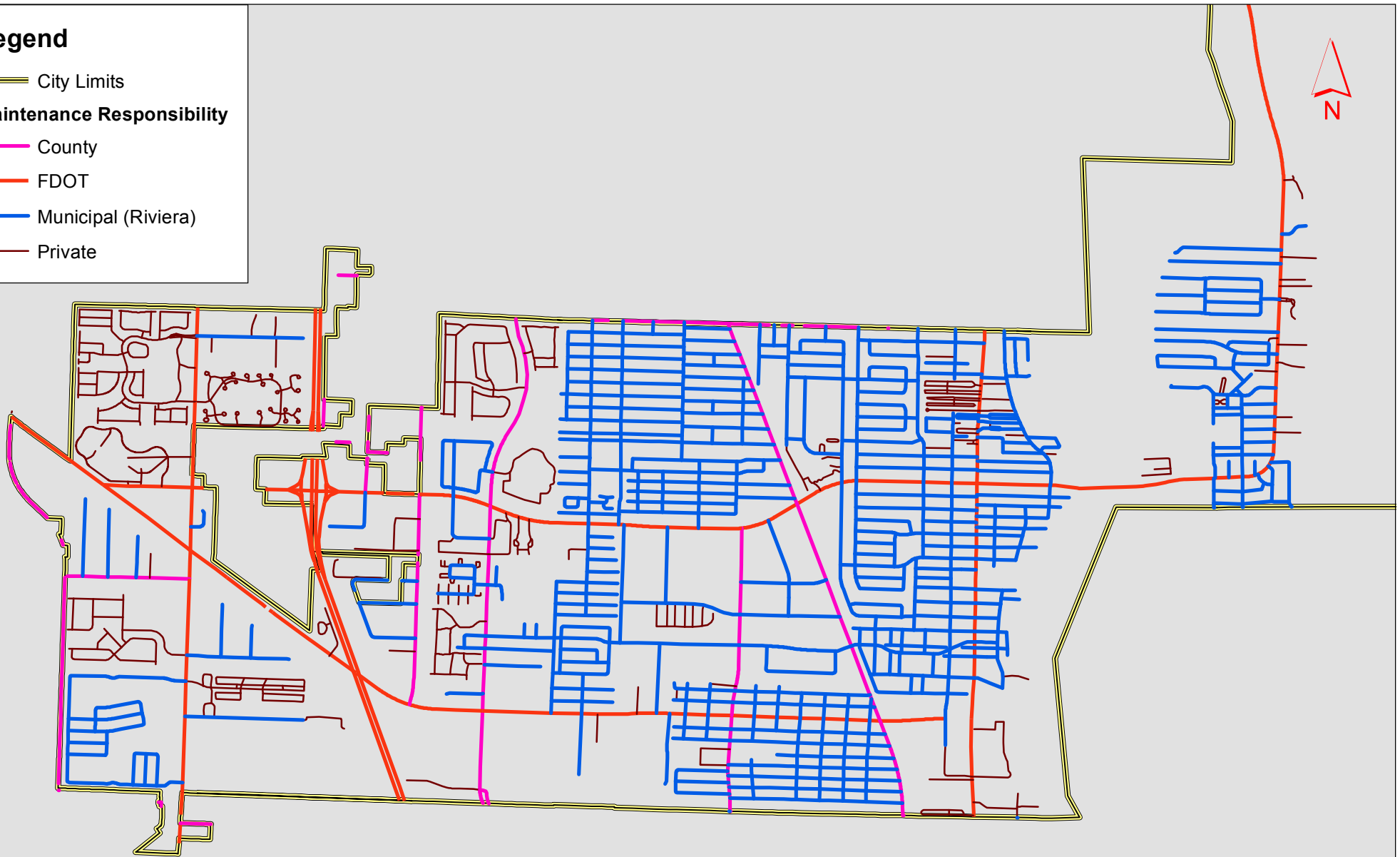
Maintenance Responsibility

County

FDOT

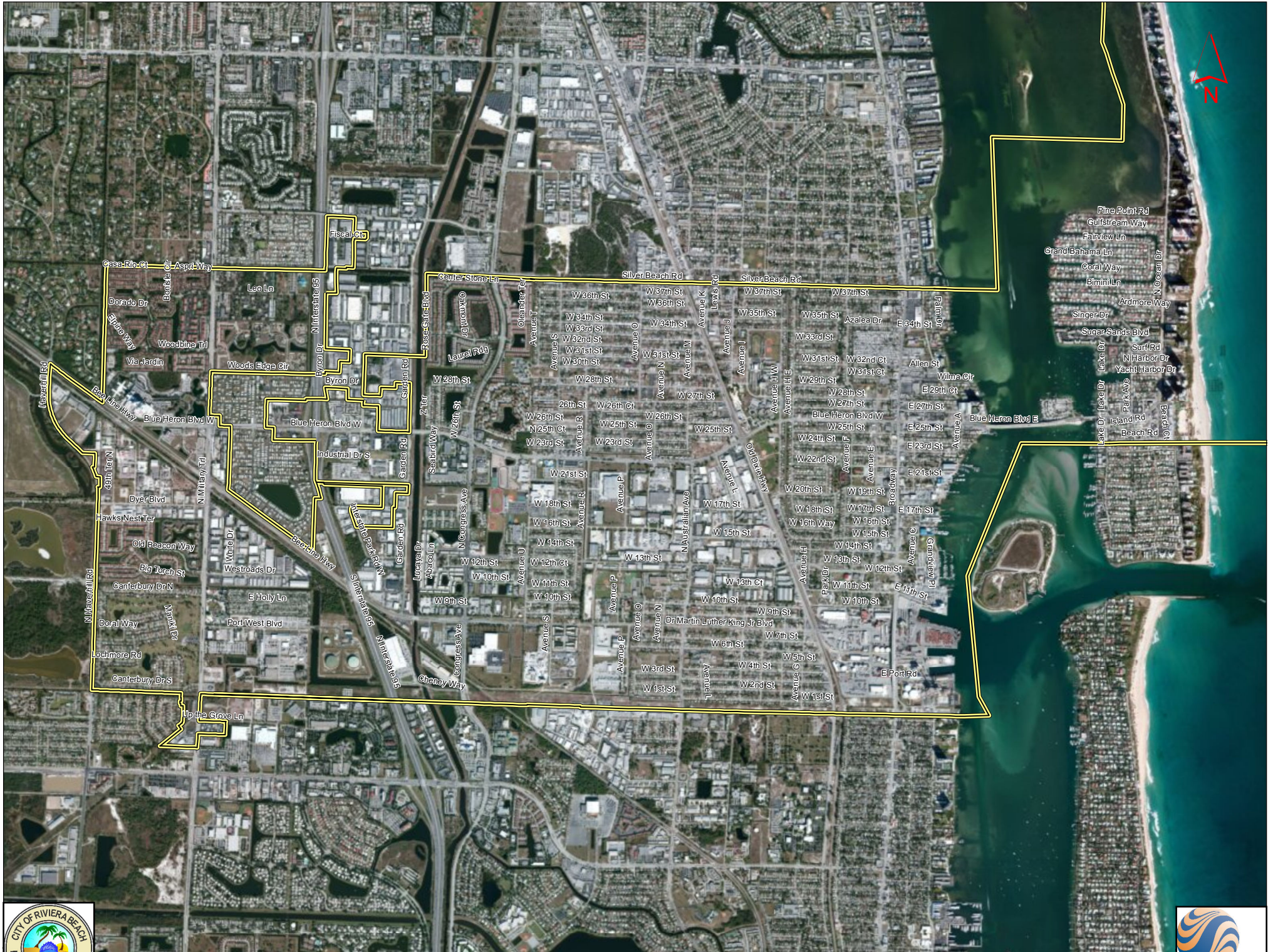
Municipal (Riviera)

Private



CITY OF RIVIERA BEACH ROAD MAP





CITY OF RIVIERA BEACH





APPENDIX B

PAVEMENT CONDITION RESULTS



CITY OF RIVIERA BEACH SECTION CONDITION REPORT

Street Name	From	To	Section ID	Area(SF)	Last Construction Date	Last Inspection Date	PCI
42nd Ter N	Westroads Dr	Cul-De-Sac	10	19676	6/26/2010	9/24/2012	91
49th Ter N	Dryer Blvd	Dead End	10	40356	3/18/1999	9/24/2012	77
Allen St	Broadway	Avenue A	10	14696	9/28/1999	9/27/2012	48
Ardmore Wa	Singer Dr	Singer Dr	10	2722	3/30/2005	9/28/2012	70
Ardmore Wa	Morse Blvd	Singer Dr	20	14174	7/18/2007	9/28/2012	74
Ardmore Wa	Morse Blvd	Singer Dr	30	5328	12/11/2008	9/28/2012	81
Ardmore Wa	N Ocean Dr	Singer Dr	40	5917	5/5/2008	9/28/2012	78
Avenue A	Maxine Ave	Riviera Dr	10	25074	12/10/2004	9/27/2012	61
Avenue A	E 29th Ct	E 30th St	20	7872	5/4/2000	9/27/2012	38
Avenue A	Allen St	Maxine Ave	30	3282	5/5/2007	9/27/2012	73
Avenue A	Dennis St	Allen St	40	4323	5/5/2006	9/27/2012	68
Avenue A	Maxine Ave	Maxine Ave	50	2535	12/10/2006	9/27/2012	71
Avenue A	E 24th St	E 25th St	70	4785	9/28/2006	9/27/2012	70
Avenue A	Wilma Cir	Dennis St	80	6018	7/16/2008	9/27/2012	79
Avenue A	Shore Dr	Silver Beach Rd	90	4989	5/5/2007	9/27/2012	73
Avenue A	E 30th St	Wilma Cir	100	4659	9/27/2004	9/27/2012	60
Avenue A	E 25th St	W Blue Heron Blvd	110	6209	9/28/2010	9/27/2012	90
Avenue A	Riviera Dr	Shore Dr	120	24537	12/10/2008	9/27/2012	81
Avenue A	E 28th St	E 29th Ct	130	7755	2/21/2012	9/27/2012	97
Avenue A	E 23rd St	E 24th St	140	5278	9/27/2008	9/27/2012	80
Avenue A	W Blue Heron Blvd	E 27th St	150	13710	9/28/2011	9/27/2012	95
Avenue A	E 34th St	Riviera Dr	160	1464	9/27/2004	9/27/2012	60
Avenue A	E 29th Ct	E 29th Ct	170	2421	12/10/2007	9/27/2012	76
Avenue B	E 21st St	E 20th St	10	7163	5/6/2011	9/28/2012	93
Avenue B	E 22nd Ct	E 23rd St	20	4874	5/6/2006	9/28/2012	68
Avenue B	E 22nd St	E 21st St	30	5510	3/31/1999	9/28/2012	46
Avenue B	E 22nd St	E 22nd Ct	40	3270	12/30/1999	9/28/2012	49
Avenue B	E 23rd St	E 24th St	50	4363	7/17/2008	9/28/2012	79
Avenue C	E 16th St	E 17th St	10	3947	2/22/2009	9/28/2012	82
Avenue C	E 14th St	E 15th St	20	6576	2/22/2008	9/28/2012	77
Avenue C	E 13th St	E 14th St	30	7834	12/11/2008	9/28/2012	81
Avenue C	E 22nd St	E 21st St	40	6408	9/29/2009	9/28/2012	85
Avenue C	E 21st St	E 20th St	50	6408	7/18/2009	9/28/2012	84
Avenue C	E 15th St	Avenue C	60	3843	7/18/2007	9/28/2012	74
Avenue C	E 22nd Ct	E 23rd St	70	5808	7/17/2004	9/28/2012	59
Avenue C	E 12th St	E 13th St	80	4222	9/29/2009	9/28/2012	85
Avenue C	Avenue C	E 16th St	90	3040	7/18/2005	9/28/2012	64
Avenue C	E 22nd Ct	E 22nd St	100	3792	9/29/2005	9/28/2012	65
Avenue C	E 20th St	Dead End	110	4263	3/29/1997	9/28/2012	38
Avenue C	E 23rd St	E 24th St	120	5808	9/29/2006	9/28/2012	70
Avenue C	E 16th St	E 16th St	130	2726	9/29/2006	9/28/2012	70
Avenue C	E 11th St	E 12th St	140	15294	11/22/2002	9/28/2012	61
Avenue E	W 13th St	W 14th St	10	8654	2/21/2009	9/27/2012	82
Avenue E	W 28th St	W 31st Ct	20	8848	5/4/2004	9/27/2012	58
Avenue E	W 31st Ct	W Palm Ct	30	1736	7/16/2004	9/27/2012	59
Avenue E	W 27th St	W 28th St	40	6624	2/21/2006	9/27/2012	67
Avenue E	W Blue Heron Blvd	W 27th St	60	7104	3/29/2001	9/27/2012	54
Avenue E	W 20th St	W 21st St	70	8291	12/10/2009	9/27/2012	86
Avenue E	W 18th St	W 19th St	80	4776	5/4/2008	9/27/2012	78
Avenue E	W 19th St	W 20th St	90	7619	5/4/2008	9/27/2012	78
Avenue E	W 16th St	W 17th St	110	7474	5/5/2009	9/27/2012	83
Avenue E	W 15th St	W 16th St	130	7406	7/17/1997	9/27/2012	85
Avenue E	W 14th St	W 15th St	140	7402	5/5/2006	9/27/2012	68
Avenue E	Azalea Dr	W 35th St	150	4500	7/16/2009	9/26/2012	84
Avenue E	W 35th St	W 37th St	160	9100	1/1/2012	9/27/2012	100
Avenue E	W 31st Ct	W 32nd Ct	180	5842	7/17/2005	9/27/2012	64
Avenue E	W 12th St	W 13th St	190	4627	5/5/2009	9/27/2012	83
Avenue E	W 22nd St	W 23rd St	200	12287	3/29/2001	9/27/2012	54
Avenue E	W 25th St	W Blue Heron Blvd	210	7032	12/10/2006	9/27/2012	71
Avenue E	W 11th St	W 12th St	220	10937	12/28/2000	9/27/2012	53
Avenue E	W 21st St	W 22nd St	230	8544	12/10/2009	9/27/2012	86
Avenue E	W 10th St	W 11th St	240	9422	12/10/2006	9/27/2012	71
Avenue E	W 17th St	W 18th St	250	5227	6/29/1999	9/27/2012	47
Avenue E	W 23rd St	W 24th St	260	6434	2/21/2010	9/27/2012	87
Avenue E	W 24th St	W 25th St	270	6938	5/4/2008	9/27/2012	78
Avenue E	W 37th St	Silver Beach Rd	280	5598	9/27/2009	9/26/2012	85
Avenue F	W 10th St	W 11th St	10	8257	12/11/2008	9/28/2012	81
Avenue F	W 13th St	W 13th St	20	3353	7/18/2007	9/28/2012	74
Avenue F	W 25th St	W Blue Heron Blvd	30	7034	5/5/2010	9/27/2012	88

CITY OF RIVIERA BEACH SECTION CONDITION REPORT

Street Name	From	To	Section ID	Area(SF)	Last Construction Date	Last Inspection Date	PCI
Avenue F	W 37th St	Silver Beach Rd	40	7280	5/4/2008	9/27/2012	78
Avenue F	W 36th St	W 37th St	50	8104	7/17/2007	9/27/2012	74
Avenue F	W 19th St	W 20th St	60	4880	12/11/2006	9/28/2012	71
Avenue F	W 15th St	W 16th St	70	6741	2/22/2006	9/28/2012	67
Avenue F	W 27th St	W 28th St	80	7176	9/28/2006	9/27/2012	70
Avenue F	W 18th St	W 19th St	90	4200	7/18/2007	9/28/2012	74
Avenue F	W 31st St	W 34th St	100	21047	7/16/2008	9/27/2012	79
Avenue F	W 34th St	Azalea Dr	110	4573	7/17/2010	9/27/2012	89
Avenue F	W 20th St	W 21st St	120	5698	7/17/2010	9/27/2012	89
Avenue F	W 16th St	W 17th St	130	6778	5/6/2009	9/28/2012	83
Avenue F	W 29th St	W 31st St	140	12839	2/21/2010	9/27/2012	87
Avenue F	W Blue Heron Blvd	W 27th St	150	7696	2/21/2010	9/27/2012	87
Avenue F	W 24th St	W 25th St	160	6336	9/28/2010	9/27/2012	90
Avenue F	W 21st St	W 22nd St	170	5955	7/16/2008	9/27/2012	79
Avenue F	W 17th St	W 18th St	180	4792	7/18/2010	9/28/2012	89
Avenue F	W 13th St	W 14th St	190	7744	3/30/2000	9/28/2012	50
Avenue F	W 22nd St	W 23rd St	200	5795	7/17/2010	9/27/2012	89
Avenue F	Azalea Dr	W 36th St	210	9578	5/4/2008	9/27/2012	78
Avenue F	W 23rd St	W 24th St	220	5883	7/17/2010	9/27/2012	89
Avenue F	W 28th St	W 29th St	230	9667	2/21/2010	9/27/2012	87
Avenue F	W 14th St	W 15th St	240	6943	12/11/2007	9/28/2012	76
Avenue F C	W 10th St	W 11th St	10	8402	7/18/2007	9/28/2012	74
Avenue G	W 18th St	W 19th St	10	4728	7/17/2007	9/27/2012	74
Avenue G	W 3rd St	W 4th St	20	6370	5/3/2010	9/25/2012	88
Avenue G	W 9th St	Old Dixie Hwy	30	3546	6/26/2000	9/25/2012	51
Avenue G	W 13th St	W 14th St	40	6988	5/6/2009	9/28/2012	83
Avenue G	W 9th St	Dr. Martin Luther King Blvd	50	7667	8/1/1981	9/25/2012	87
Avenue G	W 21st St	W 22nd Ct	60	5006	7/17/2006	9/27/2012	69
Avenue G	W 20th St	W 21st St	70	5000	5/5/2009	9/27/2012	83
Avenue G	W 1st St	W 2nd St	80	6240	9/26/2010	9/25/2012	90
Avenue G	W 2nd St	W 3rd St	90	6113	5/3/2010	9/25/2012	88
Avenue G	W 7th St	Dr. Martin Luther King Blvd	100	7545	12/8/2007	9/25/2012	76
Avenue G	W 22nd Ct	W 22nd St	110	4550	12/10/2009	9/27/2012	86
Avenue G	W 19th St	W 20th St	120	5860	9/28/2010	9/27/2012	90
Avenue G	W 6th St	W 7th St	130	6500	5/3/2010	9/25/2012	88
Avenue G	W 4th St	W 5th St	140	6240	9/26/2006	9/25/2012	70
Avenue G	W 5th St	W 6th St	150	7103	2/19/2008	9/25/2012	77
Avenue G	W 11th St	W 13th St	160	12374	12/11/2008	9/28/2012	81
Avenue H	W 1st St	W 2nd St	10	6336	7/15/2009	9/25/2012	89
Avenue H	W 7th St	Dr. Martin Luther King Blvd	20	7553	8/1/1981	9/25/2012	86
Avenue H	W 13th St	W 14th St	30	8845	9/29/2003	9/28/2012	64
Avenue H	W 11th St	W 13th St	40	15636	2/22/2008	9/28/2012	82
Avenue H	W 14th St	W 15th St	50	6015	7/18/2008	9/28/2012	84
Avenue H	W 6th St	W 7th St	60	6500	6/27/2006	9/25/2012	75
Avenue H	W 9th St	Dr. Martin Luther King Blvd	70	7660	12/8/2009	9/25/2012	86
Avenue H	W 5th St	W 6th St	80	7192	9/26/1998	9/25/2012	44
Avenue H	W 2nd St	W 3rd St	90	5967	7/15/2009	9/25/2012	89
Avenue H	W 4th St	W 5th St	100	6240	5/2/2007	9/25/2012	78
Avenue H	W 9th St	W 10th St	110	6464	9/25/2006	9/25/2012	80
Avenue H	W 3rd St	W 4th St	120	6370	7/15/2009	9/25/2012	89
Avenue H E	W 29th St	W 30th St	10	5881	12/28/2001	9/27/2012	57
Avenue H E	W 21st St	W 22nd Ct	20	5000	9/27/2008	9/27/2012	84
Avenue H E	W 19th St	W 20th St	30	5032	3/29/2005	9/27/2012	70
Avenue H E	W 34th St	W 37th St	40	18777	12/10/2005	9/27/2012	71
Avenue H E	W 30th St	W 31st St	50	5940	12/28/2000	9/27/2012	53
Avenue H E	W 23rd St	W 24th St	60	5372	12/28/2005	9/27/2012	73
Avenue H E	W 19th St	W 18th St	70	5468	12/10/2005	9/27/2012	71
Avenue H E	W 28th St	W 29th St	80	6226	7/16/2008	9/27/2012	79
Avenue H E	W 25th St	W Blue Heron Blvd	90	5766	12/10/2007	9/27/2012	76
Avenue H E	W 27th St	W 28th St	100	6072	5/5/2009	9/27/2012	83
Avenue H E	W 22nd St	W 23rd St	110	5002	12/10/2006	9/27/2012	71
Avenue H E	W 32nd St	W 33rd St	120	5940	9/28/2007	9/27/2012	75
Avenue H E	W 24th St	W 25th St	130	5804	9/27/2008	9/27/2012	80
Avenue H E	W 20th St	W 21st St	140	5002	2/21/2009	9/27/2012	82
Avenue H E	W 33rd St	W 34th St	150	6024	12/10/2007	9/27/2012	76
Avenue H E	W 37th St	Silver Beach Rd	160	6162	12/28/1998	9/27/2012	45
Avenue H E	W Blue Heron Blvd	W 27th St	170	6615	12/10/2007	9/27/2012	76
Avenue H E	W 31st St	W 32nd St	180	5940	5/4/2008	9/27/2012	78
Avenue H E	W 22nd Ct	W 22nd St	190	5000	7/17/2009	9/27/2012	84

CITY OF RIVIERA BEACH SECTION CONDITION REPORT

Street Name	From	To	Section ID	Area(SF)	Last Construction Date	Last Inspection Date	PCI
Avenue H W	W 36th St	W 37th St	10	5702	7/16/2007	9/26/2012	74
Avenue H W	W 29th St	W 34th St	20	29636	7/16/2009	9/26/2012	84
Avenue H W	W 20th St	W 15th St	30	18238	12/9/2009	9/26/2012	86
Avenue H W	W 34th St	W 35th St	40	5997	9/27/2009	9/26/2012	85
Avenue H W	W 35th St	W 36th St	50	5854	2/20/2004	9/26/2012	57
Avenue H W	W 20th St	W Blue Heron Blvd	60	35882	2/20/2009	9/26/2012	82
Avenue H W	W 28th St	W 29th St	70	6494	7/16/2009	9/26/2012	84
Avenue H W	W Blue Heron Blvd	W 28th St	80	17338	5/3/2008	9/26/2012	78
Avenue I	W 9th St	Dr. Martin Luther King Blvd	10	7654	2/19/2008	9/25/2012	77
Avenue I	W 5th St	W 6th St	20	7280	2/19/2010	9/25/2012	87
Avenue I	W 3rd St	W 4th St	30	6370	8/1/1991	9/25/2012	81
Avenue I	W 9th St	W 10th St	40	6401	9/26/2007	9/25/2012	75
Avenue I	W 37th St	Silver Beach Rd	50	7069	9/26/2008	9/26/2012	80
Avenue I	W 4th St	W 5th St	60	6240	7/15/2010	9/25/2012	89
Avenue I	W 2nd St	W 3rd St	70	5964	12/8/2008	9/25/2012	81
Avenue I	W 29th St	W 34th St	80	29645	8/1/1981	9/26/2012	93
Avenue I	W 1st St	W 2nd St	90	6310	12/8/2010	9/25/2012	91
Avenue I	W 6th St	W 7th St	100	9504	12/8/2005	9/25/2012	66
Avenue I	W 7th St	Dr. Martin Luther King Blvd	110	11047	7/15/2009	9/25/2012	84
Avenue I	W 28th St	W 29th St	120	7836	5/4/2009	9/26/2012	83
Avenue J	W 35th St	W 36th St	10	4254	12/9/2007	9/26/2012	76
Avenue J	W 29th St	W 34th St	20	34941	2/20/2011	9/26/2012	92
Avenue J	W 5th St	W 6th St	30	7376	2/19/2010	9/25/2012	87
Avenue J	W 2nd St	W 3rd St	40	6243	7/15/2010	9/25/2012	89
Avenue J	W 9th St	Dr. Martin Luther King Blvd	50	7647	12/8/2007	9/25/2012	76
Avenue J	W 1st St	W 2nd St	60	6300	5/3/2010	9/25/2012	88
Avenue J	W 6th St	W 7th St	70	6503	5/3/2007	9/25/2012	73
Avenue J	W 9th St	W 10th St	80	6539	2/19/2009	9/25/2012	82
Avenue J	W 29th St	Dead End	90	3575	5/4/2007	9/26/2012	73
Avenue J	W 34th St	W 35th St	100	7012	2/20/2011	9/26/2012	92
Avenue J	W 37th St	Silver Beach Rd	110	11450	5/4/2009	9/26/2012	83
Avenue J	W 7th St	Dr. Martin Luther King Blvd	120	7566	12/8/2009	9/25/2012	86
Avenue J	W 36th St	W 37th St	130	3840	2/20/2011	9/26/2012	92
Avenue J	W 4th St	W 5th St	140	6240	8/1/1991	9/25/2012	87
Avenue J	W 36th St	W 36th St	150	2795	12/9/2008	9/26/2012	81
Avenue J	W 3rd St	W 4th St	160	6063	9/26/2007	9/25/2012	75
Avenue K	W 9th St	Dr. Martin Luther King Blvd	10	7639	7/15/2006	9/25/2012	69
Avenue K	W 36th St	Old Dixie Hwy	20	14278	7/16/2010	9/26/2012	89
Avenue K	W 36th St	W 37th St	30	5603	9/27/2010	9/26/2012	90
Avenue K	W 37th St	Silver Beach Rd	40	9823	9/27/2010	9/26/2012	90
Avenue K	W 9th St	W 10th St	70	6516	12/8/2003	9/25/2012	56
Avenue L	W 27th St	W 26th Ct	10	5273	5/4/2010	9/26/2012	88
Avenue L	R/R Crossing	W 15th St	20	14858	7/15/2005	9/25/2012	64
Avenue L	W 2nd St	W 3rd St	40	6279	2/19/2010	9/25/2012	87
Avenue L	W Blue Heron Blvd	W 17th St	50	55119	9/25/2004	9/25/2012	60
Avenue L	W 4th St	To End	60	3167	2/19/2008	9/25/2012	77
Avenue L	W 1st St	W 2nd St	70	6308	2/19/2007	9/25/2012	72
Avenue L	W 17th St	R/R Crossing	80	11890	6/26/2001	9/25/2012	55
Avenue L	W 3rd St	W 4th St	110	6261	5/3/2010	9/25/2012	88
Avenue M	W 25th St	W 25th St	10	1675	2/20/2009	9/26/2012	82
Avenue M	W 26th St	W 26th Ct	20	4895	7/15/2008	9/26/2012	79
Avenue M	W 23rd St	W 24th St	40	5129	9/27/2007	9/26/2012	75
Avenue M	W 32nd St	W 33rd St	50	7249	3/27/2001	9/25/2012	54
Avenue M	W 24th St	W 25th St	60	3662	12/9/2009	9/26/2012	86
Avenue M	W 31st St	W 32nd St	70	7126	9/26/2005	9/25/2012	65
Avenue M	W 25th St	W 26th St	80	5338	9/27/2009	9/26/2012	85
Avenue M	W 33rd St	W 34th St	90	7227	3/27/2001	9/25/2012	55
Avenue M	W 26th Ct	W 27th St	100	5689	2/20/2008	9/26/2012	77
Avenue M	W 30th St	W 31st St	110	8851	12/8/2009	9/25/2012	86
Avenue N	W 6th St	W 7th St	10	5008	2/19/2010	9/25/2012	87
Avenue N	W 35th St	W 36th St	20	5546	9/26/1998	9/25/2012	44
Avenue N	W 9th St	W 10th St	30	6490	7/15/2009	9/25/2012	84
Avenue N	W 7th St	Dr. Martin Luther King Blvd	40	5818	12/8/2005	9/25/2012	66
Avenue N	W 28th St	W 30th St	50	7559	9/26/2010	9/25/2012	90
Avenue N	W 9th St	Dr. Martin Luther King Blvd	60	7660	7/15/2009	9/25/2012	84
Avenue N	W 31st St	W 32nd St	70	7358	12/8/2009	9/25/2012	86
Avenue N	W 10th St	To End	80	3031	7/15/2007	9/25/2012	74
Avenue O	W 33rd St	W 33rd St	10	2436	12/8/2004	9/25/2012	61
Avenue O	W 25th St	W 26th St	20	6227	7/16/2010	9/26/2012	89

CITY OF RIVIERA BEACH SECTION CONDITION REPORT

Street Name	From	To	Section ID	Area(SF)	Last Construction Date	Last Inspection Date	PCI
Avenue O	W 28th St	W 29th St	30	4124	7/14/2008	9/25/2012	79
Avenue O	W 24th St	W 25th St	40	6227	2/20/2011	9/26/2012	92
Avenue O	W 32nd St	W 32nd St	50	2108	7/15/2009	9/25/2012	84
Avenue O	W 34th St	W 34th St	60	2864	5/3/2011	9/25/2012	93
Avenue O	W 32nd St	W 33rd St	70	5258	2/19/2010	9/25/2012	87
Avenue O	W 9th St	Dr. Martin Luther King Blvd	80	7094	9/26/2006	9/25/2012	70
Avenue O	W 27th St	W 28th St	90	10881	2/19/2007	9/25/2012	72
Avenue O	W 1st St	W 2nd St	100	5269	7/15/2009	9/25/2012	84
Avenue O	W 7th St	Dr. Martin Luther King Blvd	110	5792	2/19/2007	9/25/2012	72
Avenue O	W 37th Ct	Silver Beach Rd	120	3374	9/25/2008	9/25/2012	80
Avenue O	W 9th St	W 10th St	130	5983	7/15/2006	9/25/2012	69
Avenue O	W Blue Heron Blvd	W 23rd St	140	8966	9/27/2006	9/26/2012	70
Avenue O	W 31st St	W 32nd St	150	5572	5/3/2005	9/25/2012	63
Avenue O	W 31st St	W 31st St	160	1786	9/26/2010	9/25/2012	90
Avenue O	W 35th St	W 35th St	170	3424	12/8/2004	9/25/2012	61
Avenue O	W 36th St	W 36th St	180	3842	2/19/2008	9/25/2012	77
Avenue O	W 37th St	W 37th St	190	3139	12/8/2006	9/25/2012	71
Avenue O	W 29th St	W 30th St	200	5505	7/15/2007	9/25/2012	74
Avenue O	W 30th St	W 31st St	210	5936	7/15/2007	9/25/2012	74
Avenue O	W 37th St	W 37th Ct	220	4225	5/3/2009	9/25/2012	83
Avenue O	W 26th Ct	W 27th St	230	5722	7/15/2008	9/26/2012	79
Avenue O	W 35th St	W 36th St	240	3632	7/15/2007	9/25/2012	74
Avenue O	W 26th St	W 26th Ct	250	6227	12/9/2009	9/26/2012	86
Avenue O	W 36th St	W 37th St	260	4346	7/15/2010	9/25/2012	89
Avenue O	W 23rd St	W 24th St	270	6227	7/16/2009	9/26/2012	84
Avenue O	W 2nd St	W 3rd St	280	5498	7/15/2009	9/25/2012	84
Avenue O	W 33rd St	W 34th St	290	4833	9/26/2009	9/25/2012	85
Avenue O	W 6th St	W 7th St	300	5016	9/26/2010	9/25/2012	90
Avenue O	W 10th St	To End	310	3034	9/25/2004	9/25/2012	60
Avenue O	W 30th St	W 30th St	320	2478	12/8/2010	9/25/2012	91
Avenue O	W 34th St	W 35th St	330	4312	2/19/2010	9/25/2012	87
Avenue P	W 26th St	W 26th Ct	10	4893	9/27/2009	9/26/2012	85
Avenue P	W 25th St	W 26th St	20	4893	9/27/2010	9/26/2012	90
Avenue P	W 24th St	W 25th St	30	4893	9/27/2010	9/26/2012	90
Avenue P	W 37th St	Silver Beach Rd	40	5872	5/3/2006	9/25/2012	68
Avenue P	W 23rd St	W 24th St	50	4893	12/9/2006	9/26/2012	71
Avenue P	Dr. Martin Luther King Blvd	Cul-De-Sac	60	37018	7/15/2006	9/25/2012	69
Avenue P	W 13th St	Dr. Martin Luther King Bl	70	42560	5/2/2008	9/25/2012	78
Avenue P	W Blue Heron Blvd	W 15th St	80	36414	2/19/2009	9/25/2012	82
Avenue Q	W 24th St	W 25th St	10	4893	7/16/2009	9/26/2012	84
Avenue Q	W 25th St	W 26th St	20	4893	5/4/2006	9/26/2012	68
Avenue Q	W 27th St	W 26th Ct	30	5782	12/9/2008	9/26/2012	81
Avenue Q	W 23rd St	W 24th St	40	4893	7/15/2008	9/26/2012	79
Avenue Q	W 26th St	W 26th Ct	50	4893	7/16/2006	9/26/2012	69
Avenue R	W 11th St	W 12th St	10	4974	12/7/2008	9/24/2012	81
Avenue R	23rd St	23rd St	20	1817	7/15/2010	9/25/2012	89
Avenue R	W 31st St	W 32nd St	30	6032	9/26/2010	9/25/2012	90
Avenue R	W 37th St	Silver Beach Rd	40	5856	5/3/2010	9/25/2012	88
Avenue R	W 28th St	W 29th St	50	3241	10/1/1997	9/25/2012	92
Avenue R	W 23rd St	W Blue Heron Blvd	60	5746	2/19/2005	9/25/2012	62
Avenue R	W 29th St	W 30th St	70	6261	5/3/2010	9/25/2012	88
Avenue R	W 35th St	W 36th St	80	5810	2/19/2008	9/25/2012	77
Avenue R	26th St	W 28th St	90	16736	7/15/2006	9/25/2012	69
Avenue R	23rd St	26th St	100	23413	5/2/2008	9/25/2012	78
Avenue R	W 33rd St	W 34th St	110	6032	5/3/2010	9/25/2012	88
Avenue R	W 13th St	W 14th St	120	6212	2/18/2010	9/24/2012	87
Avenue R	W Blue Heron Blvd	W 15th St	130	37198	5/3/2009	9/25/2012	83
Avenue R	W 12th St	W 13th St	140	8846	12/7/2004	9/24/2012	61
Avenue R	W 36th St	W 37th St	150	5883	2/19/2008	9/25/2012	77
Avenue R	W 34th St	W 35th St	160	6114	5/3/2010	9/25/2012	88
Avenue R	W 30th St	W 31st St	170	6065	5/3/2010	9/25/2012	88
Avenue R	W 15th St	W 13th St	180	19342	9/25/2004	9/25/2012	60
Avenue R	W 32nd St	W 33rd St	190	6074	12/8/2009	9/25/2012	86
Avenue S	W 15th St	W 16th St	10	5245	7/15/2010	9/25/2012	89
Avenue S	W 18th St	W 19th St	20	5284	12/8/2007	9/25/2012	76
Avenue S	26th St	W 26th St	30	5784	5/3/2010	9/25/2012	88
Avenue S	W 27th St	W 28th St	40	8525	7/15/2010	9/25/2012	89
Avenue S	W 10th St	W 9th St	50	6991	9/25/2006	9/24/2012	70
Avenue S	W 17th St	W 18th St	60	5298	2/19/2010	9/25/2012	87

CITY OF RIVIERA BEACH SECTION CONDITION REPORT

Street Name	From	To	Section ID	Area(SF)	Last Construction Date	Last Inspection Date	PCI
Avenue S	W 16th St	W 17th St	70	5276	7/15/2011	9/25/2012	94
Avenue S	W 34th St	W 35th St	80	6061	12/8/2009	9/25/2012	86
Avenue S	W 35th St	W 36th St	90	5850	7/15/2007	9/25/2012	74
Avenue S	Martin Luther King Jr Blvd	To End	100	34310	2/18/2006	9/24/2012	67
Avenue S	W 26th St	N 25th Ct	110	6721	2/19/2010	9/25/2012	87
Avenue S	W Blue Heron Blvd	W 22nd St	120	9520	2/19/2009	9/25/2012	82
Avenue S	W 11th St	W 10th St	130	8715	9/25/2006	9/24/2012	70
Avenue S	W 37th St	Silver Beach Rd	140	5823	2/19/2010	9/25/2012	87
Avenue S	W 28th St	W 29th St	150	3298	2/19/2011	9/25/2012	92
Avenue S	W 26th Ct	W 26th Ct	160	1461	12/8/2008	9/25/2012	81
Avenue S	W 31st St	W 32nd St	170	6065	2/19/2010	9/25/2012	87
Avenue S	W 24th St	N 25th Ct	180	1773	7/14/2008	9/25/2012	79
Avenue S	W 30th St	W 31st St	190	6046	9/26/2009	9/25/2012	85
Avenue S	W 23rd St	W Blue Heron Blvd	200	7497	12/8/2007	9/25/2012	76
Avenue S	W 33rd St	W 34th St	210	6043	2/19/2010	9/25/2012	87
Avenue S	W 9th St	Martin Luther King Jr Blvd	220	7033	9/25/2009	9/24/2012	85
Avenue S	W 19th St	W 20th St	230	5755	5/3/2010	9/25/2012	88
Avenue S	W 23rd St	N 25th Ct	240	5524	5/2/2008	9/25/2012	78
Avenue S	W 21st St	W 22nd St	250	5491	5/3/2010	9/25/2012	88
Avenue S	W 36th St	W 37th St	260	5881	9/26/2009	9/25/2012	85
Avenue S	W 29th St	W 30th St	270	6257	9/26/2005	9/25/2012	65
Avenue S	26th St	W 27th St	280	5570	2/19/2008	9/25/2012	77
Avenue S	W 20th St	W 21st St	290	5467	5/3/2010	9/25/2012	88
Avenue S	W 32nd St	W 33rd St	300	6054	12/8/2007	9/25/2012	76
Avenue T	W 34th St	W 35th St	10	6021	2/19/2009	9/25/2012	82
Avenue T	W 12th St	W 11th St	20	4988	7/14/2006	9/24/2012	69
Avenue T	W 31st St	W 32nd St	30	6087	2/19/2009	9/25/2012	82
Avenue T	W 35th St	W 36th St	40	5878	7/15/2006	9/25/2012	69
Avenue T	W 32nd St	W 33rd St	50	6041	9/25/2008	9/25/2012	80
Avenue T	W 36th St	W 37th St	60	5883	2/19/2009	9/25/2012	82
Avenue T	W 33rd St	W 34th St	70	6052	12/8/2008	9/25/2012	81
Avenue T	W 12th Ct	W 12th St	80	5402	5/2/2009	9/24/2012	83
Avenue T	W 14th St	W 13th St	90	4710	5/2/2009	9/24/2012	83
Avenue T	W 13th St	W 12th Ct	100	5034	9/25/2009	9/24/2012	85
Avenue T	W 30th St	W 31st St	110	6030	2/19/2009	9/25/2012	82
Avenue U	W 9th St	W 10th St	10	7033	3/1/2003	9/24/2012	85
Avenue U	W 16th St	W 17th St	20	5278	12/7/2006	9/24/2012	71
Avenue U	W 10th St	W 11th St	30	8624	9/25/2009	9/24/2012	85
Avenue U	W 12th St	W 13th St	40	7556	8/12/2001	9/24/2012	81
Avenue U	W 11th St	W 12th St	60	12537	5/1/2008	9/24/2012	78
Avenue U	W 9th St	Dr. Martin Luther King Jr Blvd	70	9160	5/2/2009	9/24/2012	83
Avenue U	W 13th St	W 15th St	80	11998	11/23/2002	9/24/2012	87
Avenue U	W 15th St	W 16th St	90	5331	2/18/2010	9/24/2012	87
Avenue Z	W 23rd St	W Blue Heron Blvd	10	3942	2/18/2008	9/24/2012	77
Avenue Z	W 23rd St	W 28th St	20	22513	5/2/2007	9/24/2012	73
Azalea Dr	Avenue E	Avenue F	10	15834	2/20/2008	9/26/2012	77
Barbour Rd	Dryer Blvd	Dead End	10	23439	9/25/2010	9/24/2012	90
Beach Ct	Beach Rd	Plaza Cir	10	10091	9/29/2009	9/28/2012	85
Beach Ct	Plaza Cir	Blue Heron Blvd E	20	12580	12/11/2009	9/28/2012	86
Beach Rd	Park Ave	Beach Ct	10	14018	9/29/2009	9/28/2012	85
Beach Rd	Beach Ct	N Ocean Dr	20	10598	9/29/2011	9/28/2012	95
Beach Rd	Lake Dr	Park Ave	30	12500	7/18/2009	9/28/2012	84
Bimini Ln	N Ocean Dr	Cul-De-Sac	10	53428	5/6/2009	9/28/2012	83
Booker Dr	W 13th St	W 12th St	10	6900	7/14/2010	9/24/2012	89
Cabana Rd	N Ocean Dr	Park Ave	10	13542	5/6/2011	9/28/2012	93
Cabana Rd	Lake Dr	Park Ave	20	12500	12/11/2009	9/28/2012	86
Canterbury	N Military Trail	Canterbury Dr W	10	55906	7/14/2010	9/24/2012	89
Canterbury	Champions Run	Timber Run W	10	5720	9/25/2007	9/24/2012	75
Canterbury	Doral Way	Canterbury Dr N	10	20368	12/7/2009	9/24/2012	86
Canterbury	Canterbury Dr S	Lochmore Rd	20	13257	2/18/2008	9/24/2012	77
Canterbury	Timber Run E	Champions Run	20	5720	5/2/2009	9/24/2012	83
Canterbury	Timber Run W	Canterbury Dr W	30	31559	5/2/2009	9/24/2012	83
Canterbury	Inisbrook Rd	Westchester Dr	30	5720	5/2/2010	9/24/2012	88
Canterbury	N Military Trail	Timber Run E	40	12903	5/2/2010	9/24/2012	88
Canterbury	Lochmore Rd	Inisbrook Rd	40	5720	7/13/2008	9/24/2012	79
Canterbury	Westchester Dr	Doral Way	50	5720	7/13/2008	9/24/2012	79
Champions	Canterbury Dr S	Timber Run N	10	15138	12/7/2007	9/24/2012	76
Chateau Ci	Broadway	Broadway	10	11971	9/27/1992	9/27/2012	20
Commercial	W 13th St	W 14th St	10	8160	5/5/2010	9/27/2012	88

CITY OF RIVIERA BEACH SECTION CONDITION REPORT

Street Name	From	To	Section ID	Area(SF)	Last Construction Date	Last Inspection Date	PCI
Commercial	W 13th St	W 11th St	20	16834	7/17/2007	9/27/2012	74
Commercial	W 11th St	W 10th St	30	9974	2/21/2009	9/27/2012	82
Cook St	Dennis St	Cook St	10	3098	2/21/2005	9/27/2012	62
Cook St	Cook St	Dennis St	20	3031	12/10/2003	9/27/2012	56
Cook St	Broadway	Cook St	30	3388	5/5/2007	9/27/2012	73
Coral Way	Sunset Ln	Cul-De-Sac	10	21312	5/6/2006	9/28/2012	68
Coral Way	Dolphin Rd	Island Dr	20	1940	12/29/1997	9/28/2012	41
Coral Way	Coral Way	Sunset Ln	30	23936	7/18/2009	9/28/2012	84
Coral Way	Coral Way	Dolphin Rd	40	5026	6/30/1998	9/28/2012	43
Dennis St	Cook St	Avenue A	10	5777	5/5/2006	9/27/2012	68
Devons Rd	N Military Trail	Cul-De-Sac	10	16534	12/7/2007	9/24/2012	76
Dolphin Rd	Sunset Ln	Fairview Ln	10	24380	12/11/2009	9/28/2012	86
Doral Way	Maniki Dr	Canterbury Dr W	10	12870	5/2/2006	9/24/2012	68
Doral Way	Maniki Dr	Maniki Dr	20	22746	5/2/2007	9/24/2012	73
E 11th St	Broadway	Avenue C	10	26628	7/18/2007	9/28/2012	74
E 12th St	E 12th St	W 12th St	10	5402	7/14/2008	9/25/2012	79
E 12th St	Avenue C	E 12th St	20	4598	2/19/2007	9/25/2012	72
E 13th St	Avenue C	W 13th St	10	20041	6/25/2002	9/28/2012	59
E 13th St	Avenue C	Grandview Pl	20	5556	5/5/2008	9/28/2012	78
E 14th St	Avenue C	Grandview Pl	10	5049	12/11/2008	9/28/2012	81
E 14th St	Broadway	Avenue C	20	10000	5/3/2007	9/25/2012	73
E 15th St	Broadway	Avenue C	10	10318	2/22/2007	9/28/2012	72
E 16th St	Broadway	Avenue C	10	12107	5/6/2007	9/28/2012	73
E 16th St	Avenue C	To End	20	5511	9/29/2005	9/28/2012	65
E 17th St	Broadway	Avenue C	10	11658	3/30/2000	9/28/2012	50
E 20th St	Broadway	Avenue C	20	11063	7/17/2008	9/28/2012	79
E 21st St	Broadway	Avenue C	10	7902	9/29/2005	9/28/2012	65
E 21st St	Avenue C	Avenue B	20	10792	9/29/2005	9/28/2012	65
E 22nd Ct	Avenue B	Dead End	10	11098	2/22/2009	9/28/2012	82
E 22nd Ct	Broadway	Avenue C	20	7920	12/11/2008	9/28/2012	81
E 22nd Ct	Avenue C	Avenue B	30	12998	2/22/2010	9/28/2012	87
E 22nd St	Broadway	Avenue C	10	9480	7/18/2005	9/28/2012	64
E 22nd St	Avenue C	Avenue B	20	12168	2/22/2009	9/28/2012	82
E 23rd St	Avenue C	Avenue B	10	13370	9/28/2007	9/27/2012	75
E 23rd St	Broadway	Avenue C	20	8018	2/21/2008	9/27/2012	77
E 23rd St	Avenue B	Avenue A	30	10661	7/17/2009	9/27/2012	84
E 24th St	Avenue A	Dead End	10	6508	2/21/2010	9/27/2012	87
E 24th St	Avenue C	Avenue B	20	13038	9/28/1999	9/27/2012	48
E 24th St	Dead End	Avenue C	30	8116	12/10/2007	9/27/2012	76
E 24th St	Avenue B	Avenue A	40	10344	9/28/2007	9/27/2012	75
E 25th St	Broadway	Avenue A	10	31624	7/17/2005	9/27/2012	64
E 25th St	Avenue A	Dead End	20	8600	12/10/2006	9/27/2012	71
E 27th St	Broadway	Avenue A	10	35501	5/5/2006	9/27/2012	68
E 28th St	Avenue A	Broadway	10	34910	12/10/2005	9/27/2012	66
E 29th Ct	E 30th St	Avenue A	10	19342	7/17/2009	9/27/2012	84
E 30th St	Broadway	Dead End	10	15238	2/21/2008	9/27/2012	77
E 30th St	E 30th St	Avenue A	20	13574	12/10/2010	9/27/2012	91
E 30th St	E 30th St	E 29th Ct	30	4798	12/10/2005	9/27/2012	66
E 34th St	Broadway	Avenue A	10	10934	5/4/2008	9/27/2012	78
East Way	Blue Heron Blvd E	Dead End	10	8607	5/6/2010	9/28/2012	88
Emerald Dr	Sunset Ln	Fairview Ln	10	24380	2/22/2009	9/28/2012	82
Essex Ln	Essex Ln	Dead End	10	8710	12/7/2007	9/24/2012	76
Essex Ln	Essex Ln	Dead End	20	8892	12/7/2007	9/24/2012	76
Essex Ln	N Congress Ave	Essex Ln	30	3971	5/2/2010	9/24/2012	88
Fairview L	Sunset Ln	Cul-De-Sac	10	18912	12/11/2005	9/28/2012	66
Fairview L	Emerald Dr	Dolphin Rd	20	3240	2/22/2009	9/28/2012	82
Fairview L	Sunset Ln	Emerald Dr	30	28966	7/17/2008	9/28/2012	79
Forrest Ln	W 13th St	Dead End	10	7667	12/7/2009	9/24/2012	86
Front St	Broadway	Maxine Ave	10	3046	6/29/1994	9/27/2012	27
Grand Baha	Sunset Ln	Cul-De-Sac	10	20932	7/18/2009	9/28/2012	84
Grandview	E 13th St	Dead End	10	3702	9/28/2000	9/28/2012	52
Grandview	E 13th St	E 14th St	20	9251	2/22/2009	9/28/2012	82
Gulfstream	N Ocean Dr	Cul-De-Sac	10	48398	5/6/2009	9/28/2012	83
Harbor Poi	N Ocean Dr	End	10	10699	2/22/2011	9/28/2012	92
Industrial	W Blue Heron Blvd	733-ft south W Blue Heron Blvd	10	16135	4/1/1980	9/24/2012	32
Industrial	Industrial Dr S	Dead End	20	16449	4/1/1980	9/24/2012	89
Inisbrook	Lochmore Rd	Canterbury Dr W	10	18645	5/2/2007	9/24/2012	73
Interpace	Dryer Blvd	Dead End	10	44232	5/1/2004	9/24/2012	58
Interstate	Interstate Park Rd W	Garden Rd	10	32503	5/1/2008	9/24/2012	78

CITY OF RIVIERA BEACH SECTION CONDITION REPORT

Street Name	From	To	Section ID	Area(SF)	Last Construction Date	Last Inspection Date	PCI
Interstate	Interstate Park Rd W	Garden Rd	10	33875	2/18/2009	9/24/2012	82
Interstate	Interstate Park Rd W	Garden Rd	10	24042	2/18/2005	9/24/2012	62
Interstate	Interstate Parkway	Interstate Park Rd S	10	21130	2/18/2007	9/24/2012	72
Island Dr	Fairview Ln	N Ocean Dr	10	9602	9/29/2005	9/28/2012	65
Island Rd	Lake Dr	Park Ave	10	12500	5/6/2009	9/28/2012	83
Island Rd	Park Ave	Plaza Cir	20	20873	7/18/2001	9/28/2012	44
Jake Ln	W 13th St	Dead End	10	7639	5/2/2011	9/24/2012	93
Lake Dr	Blue Heron Blvd E	Cabana Rd	10	14297	12/11/2010	9/28/2012	91
Lake Dr	Surf Rd	N Harbor Dr	20	2900	5/6/2007	9/28/2012	73
Lake Dr	N Harbor Dr	Dead End	30	3858	9/28/2008	9/28/2012	80
Lake Dr	S Harbor Dr	Dead End	40	2800	2/22/2007	9/28/2012	72
Lake Dr	Beach Rd	City Limits	60	2574	5/6/2006	9/28/2012	68
Lake Dr	Island Rd	Blue Heron Blvd E	70	6997	12/11/2010	9/28/2012	91
Lake Dr	Cabana Rd	S Harbor Dr	80	4340	9/28/2004	9/28/2012	60
Lake Dr	Sugar Sands Blvd	Surf Rd	90	6020	9/29/2005	9/28/2012	65
Lake Dr	Beach Rd	Island Rd	110	7017	5/6/2009	9/28/2012	83
Leo Ln	N Military Trail	Dead End	10	46450	5/2/2006	9/24/2012	68
Lewis Rd	W 37th St	Silver Beach Rd	10	11443	5/4/2007	9/26/2012	73
Lochmore R	Lochmore Rd	Inisbrook Rd	10	5713	5/2/2010	9/24/2012	88
Lochmore R	Inisbrook Rd	Westchester Dr	20	5850	2/18/2010	9/24/2012	87
Lochmore R	Lochmore Rd	Canterbury Dr W	30	18121	5/2/2010	9/24/2012	88
Maniki Dr	Doral Way	Westchester Dr	10	5720	12/7/2009	9/24/2012	86
Maniki Dr	Doral Way	Westchester Dr	20	5434	7/14/2007	9/24/2012	74
Maniki Dr	Maniki Dr	Doral Way	30	5518	2/18/2010	9/24/2012	87
Maniki Dr	Maniki Dr	Doral Way	40	26363	12/7/2005	9/24/2012	66
Manor Dr	Manor Dr	Singer Dr	10	4772	5/6/2007	9/28/2012	73
Manor Dr	Manor Dr	Manor Dr	20	16766	5/6/2009	9/28/2012	83
Manor Dr	Morse Blvd	Manor Dr	30	2640	7/18/2011	9/28/2012	94
Maxine Ave	Front St	Avenue A	10	7960	6/28/1996	9/27/2012	65
Maxine Ave	Front St	Avenue A	20	7529	9/28/1999	9/27/2012	35
Morse Blvd	Manor Dr	Cul-De-Sac	10	31208	2/22/2008	9/28/2012	77
Morse Blvd	Manor Dr	Ardmore Way	20	4820	2/22/2007	9/28/2012	72
N 24th Ct	W 24th St	Cul-De-Sac	10	2710	12/9/2003	9/26/2012	56
N 24th Ct	W 24th St	Cul-De-Sac	20	3406	7/15/2004	9/26/2012	59
N 25th Ct	S 25th Ct	W 25th Ct	10	6457	12/9/2008	9/26/2012	81
N 25th Ct	Avenue S	S 25th Ct	20	5108	7/16/2007	9/26/2012	74
N Harbor D	Park Ave	Lake Dr	10	12500	5/6/2006	9/28/2012	68
N Harbor D	N Ocean Dr Park Ave	Park Ave	20	14384	12/11/2006	9/28/2012	71
N Ocean Dr	Beach Rd	City Limits	10	3094	7/17/2008	9/28/2012	79
N Ocean Dr	N Ocean Dr	Beach Rd	20	32820	2/22/2007	9/28/2012	72
N Sugar Sa	Sandy Ln	Cul-De-Sac	10	8368	12/11/2007	9/28/2012	76
N Sugar Sa	Sandy Ln	N Sugar Sands Blvd	20	9116	7/18/2010	9/28/2012	89
N Sugar Sa	Sugar Sands Blvd	N Sugar Sands Blvd	30	7296	9/29/2009	9/28/2012	85
N Sugar Sa	Sugar Sands Blvd	N Sugar Sands Blvd	40	7425	9/29/2009	9/28/2012	85
Palm Dr	Riviera Dr	Shore Dr	10	16376	12/28/1996	9/27/2012	37
Palms Ct	Dead End	Avenue E	10	6840	12/29/1999	9/27/2012	49
Park Ave	Cabana Rd	S Harbor Dr	10	3100	7/18/2005	9/28/2012	64
Park Ave	N Harbor Dr	N Harbor Dr	20	948	2/22/2009	9/28/2012	82
Park Ave	S Harbor Dr	S Harbor Dr	40	2400	9/29/2009	9/28/2012	85
Park Ave	S Harbor Dr	Yacht Harbor Dr	50	5498	12/11/2005	9/28/2012	66
Park Ave	Beach Rd	Island Rd	60	7532	2/22/2009	9/28/2012	82
Park Ave	Surf Rd	Surf Rd	70	1652	12/29/1996	9/28/2012	37
Park Ave	N Harbor Dr	Surf Rd	80	2898	9/29/1999	9/28/2012	48
Park Ave	Beach Rd	City Limits	90	2055	12/11/2010	9/28/2012	91
Park Ave	Surf Rd	N Sugar Sands Blvd	100	3888	2/22/2006	9/28/2012	67
Park Ave	Island Rd	Blue Heron Blvd E	110	8926	2/22/2008	9/28/2012	77
Park Ave	Blue Heron Blvd E	Cabana Rd	120	9626	12/11/2005	9/28/2012	66
Park Ave	Yacht Harbor Dr	N Harbor Dr	130	5500	9/29/2010	9/28/2012	90
Park Dr	W 13th St	W 11th St	10	11530	5/6/2010	9/28/2012	88
Park Dr	W 13th St	W 14th St	20	7030	2/22/2009	9/28/2012	82
Park Dr	W 13th St	W 13th St	30	2740	3/30/2000	9/28/2012	50
Pine Point	N Ocean Dr	Cul-De-Sac	10	47126	9/29/2010	9/28/2012	90
Plaza Cir	Island Rd	Beach Ct	10	6280	7/18/2006	9/28/2012	69
Plaza Cir	Blue Heron Blvd E	Island Rd	20	8095	3/30/2000	9/28/2012	50
Port West	N Military Trail	Cul-De-Sac	10	62050	9/25/2003	9/24/2012	55
Powell Dr	Singer Dr	Singer Dr	10	29118	12/11/2006	9/28/2012	71
Riviera Dr	Avenue A	Palm Dr	10	4706	5/5/2003	9/27/2012	53
Riviera Dr	Palm Dr	Cul-De-Sac	20	5430	2/21/2005	9/27/2012	62
S 24th Ct	W 24th St	Cul-De-Sac	10	6332	5/3/2008	9/26/2012	78

CITY OF RIVIERA BEACH SECTION CONDITION REPORT

8 OF 13

Street Name	From	To	Section ID	Area(SF)	Last Construction Date	Last Inspection Date	PCI
S 25th Ct	S 25th Ct	W 25th Ct	10	6103	5/4/2007	9/26/2012	73
S 25th Ct	N 25th Ct	S 25th Ct	20	4044	9/27/1999	9/26/2012	48
S Harbor D	N Ocean Dr	Park Ave	10	13882	5/6/2011	9/28/2012	93
S Harbor D	Lake Dr	Park Ave	20	12500	2/22/2004	9/28/2012	57
Sandy Ln	N Sugar Sands Blvd	Singer Dr	10	14847	5/6/2009	9/28/2012	83
Seabird Wa	W Blue Heron Blvd	N Congress Ave	10	36608	5/2/2007	9/24/2012	73
Shore Dr	Palm Dr	Cul-De-Sac	10	14462	7/17/2003	9/27/2012	54
Shore Dr	Avenue A	Palm Dr	20	4564	12/10/2007	9/27/2012	76
Singer Dr			10	24442	12/11/2004	9/28/2012	61
Singer Dr	Powell Dr	Ardmore Way	20	7186	2/22/2009	9/28/2012	82
Singer Dr	Ardmore Way	Singer Dr	30	15184	9/29/2009	9/28/2012	85
Singer Dr	Powell Dr	Singer Dr	40	5120	7/17/2004	9/28/2012	59
Singer Dr	Singer Dr	Ardmore Way	50	4476	9/29/2010	9/28/2012	90
Sugar Sand	Lake Dr	N Sugar Sands Blvd	30	10458	7/18/2009	9/28/2012	84
Sugar Sand	Surf Way	N Sugar Sands Blvd	40	1721	7/18/2009	9/28/2012	84
Sugar Sand	Lake Dr	Cul-De-Sac	50	39824	9/28/2008	9/28/2012	80
Sugar Sand	N Ocean Dr	N Sugar Sands Blvd	60	30191	12/11/2003	9/28/2012	56
Sugar Sand	N Sugar Sands Blvd	N Sugar Sands Blvd	70	10408	7/18/2009	9/28/2012	84
Sunset Ln	Grand Bahama Ln	Emerald Dr	10	2590	6/29/2000	9/28/2012	51
Sunset Ln	Emerald Dr	Fairview Ln	20	5014	7/18/2009	9/28/2012	84
Sunset Ln	Dolphin Rd	Grand Bahama Ln	30	2590	5/6/2006	9/28/2012	68
Sunset Ln	Coral Way	Dolphin Rd	40	5016	2/22/2009	9/28/2012	82
Surf Rd	Lake Dr	Surf Way	10	6240	9/29/2009	9/28/2012	85
Surf Rd	Surf Way	Park Ave	20	6258	2/22/2008	9/28/2012	77
Surf Rd	N Ocean Dr	Park Ave	30	14634	5/6/2010	9/28/2012	88
Surf Way	Surf Road	Sugar Sands Blvd	10	4410	9/29/2005	9/28/2012	65
Timber Run	Canterbury Dr S	Timber Run N	10	15171	9/25/2007	9/24/2012	75
Timber Run	Canterbury Dr S	Timber Run N	10	14898	5/2/2009	9/24/2012	83
Timber Run	Timber Run E	Champions Run	10	5155	5/1/2008	9/24/2012	78
Timber Run	Champions Run	Timber Run W	20	5434	7/13/2008	9/24/2012	79
W 10th St	Avenue H	Old Dixie Hwy	10	12337	10/1/1992	9/25/2012	84
W 10th St	Avenue N	Avenue O	20	12000	9/26/2009	9/25/2012	85
W 10th St	Avenue H	Avenue I	30	13138	9/26/2009	9/25/2012	85
W 10th St	Avenue F	Avenue F Ct	40	6005	12/10/2006	9/27/2012	71
W 10th St	Avenue O	Dead End	50	9115	2/19/2008	9/25/2012	77
W 10th St	Avenue I	Avenue J	60	13346	10/10/1997	9/25/2012	80
W 10th St	Avenue S	Avenue U	70	17269	2/18/2010	9/24/2012	87
W 10th St	Avenue E	Cul-De-Sac	80	11034	5/4/2004	9/27/2012	58
W 10th St	N Congress Ave	Cul-De-Sac	90	31738	9/25/2009	9/24/2012	85
W 10th St	Avenue N	Australian Ave	100	13104	2/19/2006	9/25/2012	67
W 10th St	Avenue K	Avenue L	110	13049	9/25/2000	9/25/2012	52
W 10th St	Avenue E	Avenue F	120	13332	9/28/2009	9/27/2012	85
W 10th St	Avenue J	Avenue K	130	13023	7/15/2005	9/25/2012	64
W 10th St	Avenue S	Dead End	140	17269	5/2/2009	9/24/2012	83
W 10th St	Australian Ave	Avenue L	150	11731	7/15/2007	9/25/2012	74
W 10th St	Avenue F Ct	Commercial St	160	17424	12/10/2009	9/27/2012	86
W 11th St	Avenue G	Avenue H	10	8297	9/29/2010	9/28/2012	90
W 11th St	Park Dr	Avenue G	20	4356	2/22/2009	9/28/2012	82
W 11th St	Avenue F Ct	Park Dr	30	7106	7/18/2006	9/28/2012	69
W 11th St	Broadway	Avenue E	40	15590	5/6/2006	9/28/2012	68
W 11th St	Avenue S	Avenue T	50	10274	12/7/2008	9/24/2012	81
W 11th St	Avenue F	Avenue F Ct	60	6000	9/29/2009	9/28/2012	85
W 11th St	Avenue T	Avenue U	70	3038	2/18/2008	9/24/2012	77
W 11th St	Avenue E	Wright St	80	8316	2/22/2009	9/28/2012	82
W 11th St	Avenue R	Avenue S	90	10374	12/7/2006	9/24/2012	71
W 11th St	Wright St	Avenue F	100	5004	9/29/2009	9/28/2012	85
W 11th St	Avenue H	Avenue H	110	2402	2/22/2006	9/28/2012	67
W 12th Ct	W 12th Ct	W 12th St	10	5246	7/13/2008	9/24/2012	79
W 12th Ct	W 12th Ct	Avenue T	20	15812	5/2/2009	9/24/2012	83
W 12th St	Dead End	Booker Dr	10	3702	5/2/2009	9/24/2012	83
W 12th St	E 12th St	Avenue E	20	12977	12/26/1998	9/25/2012	45
W 12th St	W 12th Ct	Avenue T	40	16052	12/7/2005	9/24/2012	66
W 12th St	Booker Dr	N Congress Ave	50	11903	12/7/2009	9/24/2012	86
W 12th St	N Congress Ave	Avenue U	60	38899	2/18/2008	9/24/2012	77
W 12th St	W 12th Ct	Avenue R	70	5008	9/25/2009	9/24/2012	85
W 13th Ct	W 13th St	W 13th St	10	60115	5/3/2007	9/25/2012	73
W 13th St	W 13th St	Old Dixie Hwy	10	12522	4/1/2013	4/1/2013	100
W 13th St	Avenue U	Forrest Ln	20	11178	12/8/2007	9/25/2012	76
W 13th St	Avenue R	Avenue R	30	5029	12/8/2007	9/25/2012	76

CITY OF RIVIERA BEACH SECTION CONDITION REPORT

Street Name	From	To	Section ID	Area(SF)	Last Construction Date	Last Inspection Date	PCI
W 13th St	W 13th Ct	W 13th Ct	40	35834	4/1/2013	4/1/2013	100
W 13th St	N Congress Ave	Jake Ln	50	23556	12/8/2008	9/25/2012	81
W 13th St	Park Dr	Dead End	60	8573	5/6/2007	9/28/2012	73
W 13th St	Avenue H	Avenue E	70	74122	9/26/2010	9/25/2012	90
W 13th St	Australian Ave	W 13th Ct	80	14530	4/1/2013	4/1/2013	100
W 13th St	Forrest Ln	Jake Ln	90	7176	9/26/2007	9/25/2012	75
W 13th St	Avenue P	Australian Ave	100	38273	4/1/2013	4/1/2013	100
W 13th St	Avenue E	Avenue F	110	12329	3/30/2000	9/28/2012	50
W 13th St	Booker Dr	N Congress Ave	120	11843	5/3/2007	9/25/2012	73
W 13th St	Avenue R	Avenue T	130	23445	5/2/2008	9/25/2012	78
W 13th St	Old Dixie Hwy	Commercial St	140	9340	7/15/2010	9/25/2012	89
W 13th St	Avenue T	Avenue U	150	3302	12/8/2011	9/25/2012	96
W 13th St	Avenue H	Commercial St	160	16066	12/8/2010	9/25/2012	91
W 13th St	Avenue E	Avenue C	170	70699	5/3/2009	9/25/2012	83
W 13th St	Avenue F	Park Dr	180	12971	6/29/1996	9/28/2012	35
W 13th St	Avenue P	Avenue R	190	19089	4/1/2013	4/1/2013	100
W 14th St	Park Dr	Avenue G	10	6529	7/17/2009	9/27/2012	84
W 14th St	Avenue G	Avenue H	20	9022	9/28/2009	9/27/2012	85
W 14th St	Broadway	Avenue E	30	13975	2/21/2007	9/27/2012	72
W 14th St	Avenue F	Avenue F	40	6539	9/28/2009	9/27/2012	85
W 14th St	55 Inlet Harbor Road	Commercial St	50	4113	5/5/2010	9/27/2012	88
W 14th St	Avenue E	Avenue F	60	14079	12/10/2006	9/27/2012	71
W 14th St	Avenue H	Commercial St	70	8528	12/10/2009	9/27/2012	86
W 14th St	Avenue F	Park Dr	80	6305	5/5/2010	9/27/2012	88
W 14th St	Avenue R	Avenue T	90	20828	7/13/2008	9/24/2012	79
W 15th St	Avenue H	Avenue H W	10	14058	5/5/2005	9/27/2012	63
W 15th St	Avenue P	Avenue R	20	21175	7/14/2004	9/25/2012	59
W 15th St	Broadway	Avenue E	30	12902	7/17/2007	9/27/2012	74
W 15th St	W 16th Way	Avenue H	40	11236	2/21/2009	9/27/2012	82
W 15th St	Australian Ave	Avenue L	50	40155	12/26/1997	9/25/2012	41
W 15th St	Avenue S	Avenue U	60	14619	12/7/2005	9/24/2012	66
W 15th St	Avenue E	Avenue F	70	22058	7/17/2006	9/27/2012	69
W 15th St	Avenue F	W 16th Way	80	6268	5/5/2005	9/27/2012	63
W 15th St	Avenue L	Old Dixie Hwy	90	42803	12/27/1999	9/25/2012	49
W 15th St	Avenue P	Australian Ave	100	36562	7/15/2003	9/25/2012	54
W 15th St	Avenue S	Dead End	110	17306	7/14/2009	9/24/2012	84
W 16th Ct	Dead End	W 17th Ct	10	25823	2/18/2010	9/24/2012	87
W 16th St	Avenue S	Avenue U	10	14597	2/18/2007	9/24/2012	72
W 16th St	Avenue S	Dead End	20	17334	9/25/2009	9/24/2012	85
W 16th St	E 16th St	Avenue E	30	11827	9/29/2006	9/28/2012	70
W 16th St	Avenue E	Avenue F	40	17217	7/17/2008	9/28/2012	79
W 16th Way	W 15th St	Avenue H W	10	27732	12/9/2010	9/26/2012	91
W 17th Ct	W 17th Ct	W 17th Ct	10	13114	7/14/2005	9/24/2012	64
W 17th Ct	W 16th Ct	W 17th Ct	20	5156	7/13/2008	9/24/2012	79
W 17th Ct	W 16th Ct	N Congress Ave	30	14510	6/25/2000	9/24/2012	51
W 17th Ct	W 17th Ct	W 17th Ct	40	21241	7/14/2005	9/24/2012	64
W 17th St	Avenue S	Dead End	10	17365	12/7/2008	9/24/2012	86
W 17th St	Avenue E	Avenue F	20	17103	12/11/2006	9/28/2012	76
W 17th St	Broadway	Avenue E	30	11838	3/30/1998	9/28/2012	42
W 17th St	Australian Ave	Avenue L	40	40022	12/26/2002	9/25/2012	61
W 17th St	Avenue L	Old Dixie Hwy	50	31092	7/15/2006	9/25/2012	74
W 17th St	Avenue S	Avenue U	60	17228	7/14/2008	9/24/2012	84
W 18th St	Avenue E	Avenue F	10	15474	7/17/2008	9/28/2012	79
W 18th St	Avenue S	Dead End	20	17397	5/2/2009	9/24/2012	83
W 18th St	Avenue G	Avenue H E	40	18742	7/17/2009	9/27/2012	84
W 19th St	Avenue G	Avenue H E	10	21040	5/5/2006	9/27/2012	68
W 19th St	316' East of Broadway	Avenue E	20	5484	9/29/2006	9/28/2012	70
W 19th St	Avenue E	Avenue F	30	18336	7/18/2005	9/28/2012	64
W 19th St	Broadway	316' East of Broadway	40	7579	5/6/2006	9/28/2012	68
W 19th St	Avenue S	Dead End	50	17428	5/2/2006	9/24/2012	68
W 1st St	Avenue G	Old Dixie Hwy	10	20779	9/26/2009	9/25/2012	85
W 1st St	Avenue O	Australian Ave	20	25852	2/19/2006	9/25/2012	67
W 1st St	Avenue H	Avenue I	30	13325	7/15/2009	9/25/2012	84
W 1st St	Avenue I	Avenue J	40	13325	12/8/2009	9/25/2012	86
W 1st St	Avenue G	Avenue H	50	13000	9/26/2009	9/25/2012	85
W 1st St	Avenue J	Avenue L	60	24032	7/15/2009	9/25/2012	84
W 1st St	Australian Ave	Avenue L	70	13338	5/3/2007	9/25/2012	73
W 20th St	Avenue F	Avenue F	10	4422	5/5/2004	9/28/2012	58
W 20th St	Avenue S	Dead End	20	16341	7/14/2005	9/24/2012	64

CITY OF RIVIERA BEACH SECTION CONDITION REPORT

10 OF 13

Street Name	From	To	Section ID	Area(SF)	Last Construction Date	Last Inspection Date	PCI
W 20th St	Avenue G	Avenue G	30	4404	7/18/2006	9/28/2012	69
W 20th St	Avenue H E	Avenue H W	40	6412	7/18/2005	9/28/2012	64
W 20th St	Broadway	Avenue E	50	21928	5/5/2008	9/28/2012	78
W 20th St	Avenue F	Avenue G	60	6050	7/17/2008	9/28/2012	79
W 20th St	Avenue G	Avenue H E	70	17174	9/29/2003	9/28/2012	55
W 20th St	Avenue E	Avenue F	80	18453	9/28/2008	9/28/2012	80
W 21st St	Avenue S	Dead End	10	14503	9/25/2009	9/24/2012	85
W 21st St	Broadway	Avenue E	20	18635	12/11/2003	9/28/2012	56
W 21st St	Avenue E	Avenue F	30	27060	2/22/2010	9/28/2012	87
W 21st St	Avenue G	Avenue H E	40	17260	5/5/2006	9/27/2012	68
W 22nd Ct	Avenue G	Avenue H E	10	17176	9/28/2010	9/27/2012	90
W 22nd St	Avenue G	Avenue H E	10	17758	9/29/1998	9/28/2012	92
W 22nd St	Avenue F	W 23rd St	20	5090	9/29/2010	9/28/2012	90
W 22nd St	Avenue S	Dead End	30	13939	2/18/2008	9/24/2012	77
W 22nd St	Avenue E	Broadway	40	17542	7/18/2001	9/28/2012	44
W 22nd St	W 23rd St	Avenue G	50	6824	5/6/2009	9/28/2012	83
W 22nd St	Avenue E	Avenue F	60	27069	7/18/2007	9/28/2012	74
W 23rd St	W 22nd St	Avenue H E	10	28610	7/18/2005	9/28/2012	64
W 23rd St	W 26th St	Avenue Z	20	12060	5/2/2010	9/24/2012	88
W 23rd St	Avenue P	Avenue Q	30	11880	9/27/2011	9/26/2012	95
W 23rd St	Avenue S	Dead End	40	16848	2/20/2010	9/26/2012	87
W 23rd St	Avenue E	Avenue F	50	14762	12/11/2008	9/28/2012	81
W 23rd St	Avenue M	Avenue O	60	19385	9/27/2009	9/26/2012	85
W 23rd St	Broadway	Avenue E	70	13157	5/6/2006	9/28/2012	68
W 23rd St	Avenue Q	Avenue R	80	8897	9/27/2011	9/26/2012	95
W 23rd St	Avenue O	Avenue P	90	17387	2/20/2012	9/26/2012	97
W 23rd St	Avenue Z	Z Ter	100	5168	2/18/2010	9/24/2012	87
W 24th St	N 24th Ct	S 24th Ct	10	3513	9/27/1998	9/26/2012	44
W 24th St	Avenue E	Avenue F	20	13530	7/18/2007	9/28/2012	74
W 24th St	Avenue P	Avenue Q	30	12960	9/27/2009	9/26/2012	85
W 24th St	Avenue F	Avenue H E	40	35323	2/22/2007	9/28/2012	72
W 24th St	Broadway	Avenue E	50	12063	6/29/2000	9/28/2012	50
W 24th St	Avenue M	Avenue O	60	19567	2/20/2010	9/26/2012	87
W 24th St	Avenue Q	Dead End	70	5162	3/28/2000	9/26/2012	50
W 24th St	Avenue S	S 24th Ct	80	7190	2/20/2004	9/26/2012	57
W 24th St	Avenue O	Avenue P	90	18967	12/9/2008	9/26/2012	81
W 25th Ct	S 25th Ct	N 25th Ct	10	3802	9/27/2006	9/26/2012	70
W 25th St	Avenue F	Avenue H E	10	32358	12/11/2009	9/28/2012	86
W 25th St	Avenue Q	Dead End	20	5160	9/26/2008	9/26/2012	80
W 25th St	Broadway	Avenue E	30	13159	9/29/2006	9/28/2012	70
W 25th St	Avenue M	Old Dixie Hwy	40	33296	9/27/2010	9/26/2012	90
W 25th St	Avenue P	Avenue Q	50	12962	12/9/2009	9/26/2012	86
W 25th St	Avenue E	Avenue F	60	14760	12/11/2008	9/28/2012	81
W 25th St	Avenue M	Avenue O	70	19565	5/4/2006	9/26/2012	68
W 25th St	Avenue O	Avenue P	80	18967	5/4/2007	9/26/2012	73
W 26th Ct	Avenue O	Avenue P	10	18967	3/31/2003	9/26/2012	70
W 26th Ct	Avenue Q	Avenue R	20	5441	5/4/2006	9/26/2012	68
W 26th Ct	Avenue M	Avenue O	30	19570	5/4/2007	9/26/2012	73
W 26th Ct	26th St	Dead End	40	16866	9/27/2006	9/26/2012	70
W 26th Ct	Avenue P	Avenue Q	50	12960	6/21/2004	9/26/2012	83
W 26th Ct	Avenue Q	Avenue Q	60	2860	2/20/2007	9/26/2012	72
W 26th Ct	Avenue L	Avenue M	70	12797	7/16/2009	9/26/2012	84
W 26th St	Avenue M	Old Dixie Hwy	10	27934	9/27/2010	9/26/2012	90
W 26th St	Avenue P	Avenue Q	20	12962	12/9/2008	9/26/2012	81
W 26th St	26th St	W 23rd St	30	12151	7/14/2009	9/24/2012	84
W 26th St	Avenue Q	Dead End	40	4730	2/20/2010	9/26/2012	87
W 26th St	Avenue M	Avenue O	50	19567	9/26/2008	9/26/2012	80
W 26th St	Avenue O	Avenue P	60	18965	5/3/2004	9/26/2012	58
W 26th St	Avenue S	Dead End	70	17246	9/26/2004	9/26/2012	60
W 27th St	Broadway	Avenue E	10	14253	10/1/1997	9/27/2012	69
W 27th St	Avenue O	Avenue O	20	9391	12/9/2010	9/26/2012	91
W 27th St	Avenue S	Dead End	30	16908	2/20/2004	9/26/2012	57
W 27th St	Avenue O	Avenue Q	40	25625	9/27/2009	9/26/2012	85
W 27th St	Avenue M	Avenue O	50	19555	9/27/2009	9/26/2012	85
W 27th St	Avenue L	Avenue M	60	14218	2/20/2011	9/26/2012	92
W 27th St	Avenue E	Avenue F	70	17223	12/10/2009	9/27/2012	86
W 27th St	Avenue L	Old Dixie Hwy	80	8590	9/27/2009	9/26/2012	85
W 27th St	Avenue F	Avenue H E	90	41121	5/5/2006	9/27/2012	68
W 28th St	Avenue E	Avenue F	10	14762	5/4/2007	9/26/2012	73

CITY OF RIVIERA BEACH SECTION CONDITION REPORT

Street Name	From	To	Section ID	Area(SF)	Last Construction Date	Last Inspection Date	PCI
W 28th St	Avenue H W	Avenue I	20	18444	2/20/2010	9/26/2012	87
W 28th St	Avenue S	Dead End	30	14634	2/19/2010	9/25/2012	87
W 28th St	Avenue M	Avenue N	40	18348	9/26/2009	9/25/2012	85
W 28th St	Avenue M	Old Dixie Hwy	50	19578	12/8/2009	9/25/2012	86
W 28th St	Broadway	Avenue E	60	13157	2/20/2005	9/26/2012	62
W 28th St	Avenue N	Avenue O	70	18449	7/14/2004	9/25/2012	59
W 28th St	Avenue R	Avenue S	80	17352	9/26/2009	9/25/2012	85
W 28th St	Avenue O	Avenue R	90	34775	9/25/2008	9/25/2012	80
W 28th St	26th St	Avenue Z	100	31709	5/2/2010	9/24/2012	88
W 28th St	Avenue Z	Z Ter	110	5111	2/18/2011	9/24/2012	92
W 28th St	Avenue F	Avenue H E	120	41093	7/16/2009	9/26/2012	84
W 29th St	Avenue S	To End	10	14634	2/19/2006	9/25/2012	67
W 29th St	Avenue R	Avenue S	20	16018	2/19/2010	9/25/2012	87
W 29th St	Avenue I	Avenue J	30	9914	9/27/2009	9/26/2012	85
W 29th St	Avenue H E	Avenue H W	40	7053	5/5/2009	9/27/2012	83
W 29th St	Avenue F	Avenue H E	50	31381	7/17/2009	9/27/2012	84
W 29th St	Avenue O	Avenue R	60	32100	12/8/2005	9/25/2012	66
W 2nd St	Avenue I	Avenue J	10	13325	8/1/1981	9/25/2012	69
W 2nd St	Australian Ave	Avenue L	20	13341	2/19/2010	9/25/2012	87
W 2nd St	Avenue G	Avenue H	30	13003	9/26/2009	9/25/2012	85
W 2nd St	Avenue H	Avenue I	40	13325	5/3/2010	9/25/2012	88
W 2nd St	Avenue O	Australian Ave	50	25412	9/26/2009	9/25/2012	85
W 2nd St	Avenue J	Avenue L	60	24726	7/15/2009	9/25/2012	84
W 2nd St	Avenue G	Old Dixie Hwy	70	19955	5/3/2005	9/25/2012	63
W 30th St	Avenue O	Avenue R	10	29425	12/8/2007	9/25/2012	76
W 30th St	W 31st St	Avenue H E	20	28624	7/16/2006	9/26/2012	69
W 30th St	Avenue S	Avenue T	30	11526	7/15/2009	9/25/2012	84
W 30th St	Avenue R	Avenue S	40	14674	2/19/2010	9/25/2012	87
W 30th St	Avenue N	Avenue O	50	18435	2/19/2007	9/25/2012	72
W 30th St	Avenue M	Old Dixie Hwy	60	15770	7/15/2006	9/25/2012	69
W 30th St	Avenue M	Avenue N	70	18290	2/19/2006	9/25/2012	67
W 30th St	Avenue T	Cul-De-Sac	80	3115	9/26/2007	9/25/2012	75
W 31st Ct	Avenue E	W 31st Ct	10	11520	9/28/2009	9/27/2012	85
W 31st Ct	W 31st Ct	W 32nd Ct	20	5842	12/10/2009	9/27/2012	86
W 31st St	Avenue F	W 32nd St	10	5865	12/9/2009	9/26/2012	86
W 31st St	Avenue S	Avenue T	20	11532	7/15/2005	9/25/2012	64
W 31st St	Avenue R	Avenue S	30	14672	5/3/2010	9/25/2012	88
W 31st St	Avenue M	Avenue N	40	18413	5/3/2009	9/25/2012	83
W 31st St	Avenue M	Old Dixie Hwy	50	12141	7/15/2006	9/25/2012	69
W 31st St	Avenue N	Avenue O	60	18318	9/26/2009	9/25/2012	85
W 31st St	W 32nd St	Avenue H E	70	23164	2/20/2010	9/26/2012	87
W 31st St	Avenue O	Avenue R	80	29425	2/19/2010	9/25/2012	87
W 32nd Ct	Avenue E	W 31st Ct	10	11640	7/17/2009	9/27/2012	84
W 32nd St	Avenue M	Avenue N	10	18343	5/2/2004	9/25/2012	58
W 32nd St	Avenue R	Avenue S	20	14667	7/15/2007	9/25/2012	74
W 32nd St	Avenue S	Avenue T	30	11537	9/26/2009	9/25/2012	85
W 32nd St	W 31st St	Avenue H E	40	28213	3/8/2005	9/26/2012	71
W 32nd St	Avenue T	Dead End	50	2730	7/15/2006	9/25/2012	69
W 32nd St	Avenue O	Avenue R	60	29425	9/26/2010	9/25/2012	90
W 32nd St	Avenue M	Old Dixie Hwy	70	9237	12/8/2009	9/25/2012	86
W 32nd St	Avenue N	Avenue O	80	18388	7/15/2006	9/25/2012	69
W 33rd St	W 35th St	Avenue H E	10	28153	12/1/1999	9/26/2012	65
W 33rd St	Avenue M	Avenue O	20	34109	2/19/2008	9/25/2012	77
W 33rd St	Avenue S	Avenue T	30	11543	5/3/2009	9/25/2012	83
W 33rd St	Avenue R	Avenue S	40	14663	3/8/2005	9/25/2012	90
W 33rd St	Avenue O	Avenue R	50	29423	12/1/2008	9/25/2012	90
W 33rd St	Avenue M	Old Dixie Hwy	60	5837	7/15/2009	9/25/2012	84
W 34th St	Avenue H W	Avenue I	10	18262	2/20/2010	9/26/2012	87
W 34th St	Avenue E	Broadway	20	11884	5/4/2006	9/26/2012	68
W 34th St	W 35th St	Avenue H E	30	5500	12/9/2004	9/26/2012	61
W 34th St	W 35th St	W 35th St	40	17635	2/20/2006	9/26/2012	67
W 34th St	Avenue F	W 35th St	50	5830	5/4/2006	9/26/2012	68
W 34th St	Avenue S	Avenue T	60	11550	2/19/2009	9/25/2012	82
W 34th St	Avenue M	Old Dixie Hwy	70	3105	9/26/2009	9/25/2012	85
W 34th St	Avenue O	Avenue R	80	29425	1/1/2011	9/25/2012	97
W 34th St	Avenue H E	Avenue H W	90	7000	9/26/2004	9/26/2012	60
W 34th St	Avenue I	Avenue J	100	8342	2/20/2012	9/26/2012	97
W 34th St	Avenue M	Avenue O	110	34109	9/26/2007	9/25/2012	75
W 34th St	Avenue R	Avenue S	120	17321	12/8/2008	9/25/2012	81

CITY OF RIVIERA BEACH SECTION CONDITION REPORT

Street Name	From	To	Section ID	Area(SF)	Last Construction Date	Last Inspection Date	PCI
W 35th St	Avenue S	Avenue T	10	11557	11/15/2000	9/25/2012	77
W 35th St	Avenue H W	Avenue J	20	26510	9/27/2006	9/26/2012	70
W 35th St	W 34th St	W 34th St	30	28532	9/27/2009	9/26/2012	85
W 35th St	Avenue R	Avenue S	40	14654	5/3/2006	9/25/2012	68
W 35th St	Avenue O	Avenue R	60	29425	1/1/2012	9/25/2012	97
W 35th St	Avenue N	Avenue O	70	15840	11/15/2000	9/25/2012	89
W 35th St	Avenue E	Dead End	80	12774	2/21/2010	9/27/2012	87
W 35th St	Avenue N	Old Dixie Hwy	90	16008	5/2/2008	9/25/2012	78
W 36th St	Avenue N	Avenue O	10	14524	2/19/2008	9/25/2012	77
W 36th St	Avenue R	Avenue S	20	14648	9/26/2009	9/25/2012	85
W 36th St	W 36th St	W 37th St	30	6367	5/4/2009	9/26/2012	83
W 36th St	Avenue H W	W 37th St	40	20781	5/3/2004	9/26/2012	58
W 36th St	Avenue J	Avenue K	50	14071	7/16/2009	9/26/2012	84
W 36th St	Avenue S	Avenue T	60	11563	2/19/2009	9/25/2012	82
W 36th St	Avenue N	Old Dixie Hwy	70	12417	12/8/2007	9/25/2012	76
W 36th St	W 37th St	Avenue J	80	5643	2/20/2009	9/26/2012	82
W 36th St	Avenue F	W 36th St	90	23384	7/16/2009	9/26/2012	84
W 36th St	Avenue O	Avenue R	100	29425	9/26/2006	9/25/2012	70
W 37th Ct	Avenue O	Old Dixie Hwy	10	21985	5/3/2007	9/25/2012	73
W 37th St	Avenue H W	Avenue I	10	8540	9/27/2006	9/26/2012	70
W 37th St	W 36th St	Avenue H E	20	5500	12/9/2005	9/26/2012	66
W 37th St	Avenue I	W 36th St	30	17450	9/27/2007	9/26/2012	75
W 37th St	Avenue P	Avenue R	40	14421	7/15/2010	9/25/2012	89
W 37th St	Avenue E	Broadway	50	12558	7/16/2007	9/26/2012	74
W 37th St	Avenue O	Old Dixie Hwy	60	26551	2/19/2007	9/25/2012	72
W 37th St	Avenue F	W 36th St	70	23014	5/4/2009	9/26/2012	83
W 37th St	Avenue E	Avenue F	80	16452	7/15/2008	9/26/2012	79
W 37th St	Lewis Rd	Avenue K	90	7020	2/20/2010	9/26/2012	87
W 37th St	Avenue J	Lewis Rd	100	7047	9/27/2009	9/26/2012	85
W 37th St	Avenue S	Avenue T	110	11568	12/8/2008	9/25/2012	81
W 37th St	Avenue O	Avenue P	120	15002	9/26/2010	9/25/2012	90
W 37th St	Avenue R	Avenue S	130	14645	5/3/2010	9/25/2012	88
W 3rd St	Avenue J	Avenue L	10	25420	3/27/1997	9/25/2012	38
W 3rd St	Avenue G	Old Dixie Hwy	20	18785	5/3/2006	9/25/2012	68
W 3rd St	Avenue H	Avenue I	30	13325	2/19/2007	9/25/2012	72
W 3rd St	Australian Ave	Avenue L	40	13348	9/26/2007	9/25/2012	75
W 3rd St	Avenue G	Avenue H	50	13000	12/8/2009	9/25/2012	86
W 3rd St	Avenue I	Avenue J	60	13328	5/3/2010	9/25/2012	88
W 3rd St	Avenue O	Australian Ave	70	24244	7/15/2009	9/25/2012	84
W 4th St	Avenue J	Avenue L	10	25792	7/15/2007	9/25/2012	74
W 4th St	Australian Ave	Avenue L	20	13125	7/15/2009	9/25/2012	84
W 4th St	Avenue I	Avenue J	30	13325	9/26/2006	9/25/2012	70
W 4th St	Avenue H	Avenue I	40	13325	8/1/1991	9/25/2012	86
W 4th St	Avenue G	Avenue H	50	13000	5/3/2010	9/25/2012	88
W 4th St	Avenue G	Old Dixie Hwy	60	17196	12/8/2009	9/25/2012	86
W 5th St	Avenue G	Avenue H	10	13000	12/27/2000	9/25/2012	81
W 5th St	Avenue J	Dead End	20	11422	7/15/2007	9/25/2012	74
W 5th St	Avenue I	Avenue J	30	13421	2/19/2007	9/25/2012	72
W 5th St	Avenue G	Old Dixie Hwy	40	15246	5/1/1991	9/25/2012	53
W 5th St	Avenue H	Avenue I	50	13229	5/3/2010	9/25/2012	88
W 6th St	Avenue I	Avenue J	10	13348	5/3/2010	9/25/2012	88
W 6th St	Avenue J	Avenue L	20	26049	5/3/2005	9/25/2012	63
W 6th St	Avenue O	Dead End	30	4552	5/3/2009	9/25/2012	83
W 6th St	Avenue N	Australian Ave	40	10312	5/3/2009	9/25/2012	83
W 6th St	Avenue G	Avenue H	50	13000	6/21/2004	9/25/2012	74
W 6th St	Australian Ave	Avenue L	60	12613	12/8/2008	9/25/2012	81
W 6th St	Avenue H	Avenue I	70	13317	5/3/2007	9/25/2012	73
W 6th St	Avenue N	Avenue O	80	9978	5/3/2006	9/25/2012	68
W 6th St	Avenue G	Old Dixie Hwy	90	12168	9/26/2007	9/25/2012	75
W 7th St	Avenue N	Avenue O	10	9982	2/19/2009	9/25/2012	82
W 7th St	Avenue N	Australian Ave	20	10312	5/3/2009	9/25/2012	83
W 7th St	Avenue I	Avenue J	30	13302	9/26/2009	9/25/2012	85
W 7th St	Avenue H	Avenue I	40	13322	7/15/2010	9/25/2012	89
W 7th St	Avenue G	Avenue H	50	13000	12/8/2009	9/25/2012	86
W 7th St	Avenue G	Old Dixie Hwy	60	9181	12/8/2007	9/25/2012	76
W 7th St	Avenue J	Avenue K	70	13088	12/8/2006	9/25/2012	71
W 7th St	Avenue O	Dead End	80	4632	12/8/2009	9/25/2012	86
W 7th St	Avenue K	Avenue L	90	13026	7/15/2009	9/25/2012	84
W 7th St	Australian Ave	Avenue L	100	12592	12/8/2009	9/25/2012	86

CITY OF RIVIERA BEACH SECTION CONDITION REPORT

Street Name	From	To	Section ID	Area(SF)	Last Construction Date	Last Inspection Date	PCI
W 9th St	Avenue H	Avenue I	10	13320	7/1/1990	9/25/2012	85
W 9th St	Cul-De-Sac	N Congress Ave	20	17664	5/2/2010	9/24/2012	88
W 9th St	Avenue N	Avenue O	30	12990	7/15/2006	9/25/2012	69
W 9th St	Avenue S	Dead End	40	17334	12/7/2009	9/24/2012	86
W 9th St	Australian Ave	Avenue L	50	12459	12/8/2009	9/25/2012	86
W 9th St	Avenue G	Avenue H	60	13000	7/15/2006	9/25/2012	69
W 9th St	Avenue O	Dead End	70	7207	7/15/2007	9/25/2012	74
W 9th St	Avenue J	Avenue K	80	13078	7/15/2007	9/25/2012	74
W 9th St	Avenue G	Old Dixie Hwy	90	3364	9/26/2009	9/25/2012	85
W 9th St	Avenue K	Avenue L	100	13042	12/8/2009	9/25/2012	86
W 9th St	Avenue S	Avenue U	110	17267	2/18/2007	9/24/2012	72
W 9th St	Avenue I	Avenue J	120	13343	12/8/2009	9/25/2012	86
W 9th St	Avenue N	Australian Ave	130	11414	12/8/2009	9/25/2012	86
W23rd St	Avenue R	Avenue S	10	17163	7/16/2007	9/26/2012	74
W26th Ct	Avenue R	Avenue S	10	15149	7/16/2009	9/26/2012	84
W26th Ct	W 28th St	N Congress Ave	20	3916	5/1/2008	9/24/2012	78
West Way	Blue Heron Blvd E	Dead End	10	9056	5/6/2011	9/28/2012	93
Westcheste	Lochmore Rd	Maniki Dr	10	5779	5/2/2007	9/24/2012	73
Westcheste	Maniki Dr	Canterbury Dr W	20	12870	12/7/2009	9/24/2012	86
Westcheste	Maniki Dr	Lochmore Rd	30	17972	12/7/2009	9/24/2012	86
Westroads	N Military Trail	White Dr	10	20748	12/7/2007	9/24/2012	76
Westroads	42nd Ter N	White Dr	20	18368	12/7/2005	9/24/2012	66
Westroads	42nd Ter N	Cul-De-Sac	30	23461	7/14/2005	9/24/2012	64
White Dr	Westroads Dr	Cul-De-Sac	10	32060	2/18/2008	9/24/2012	77
Wilma Cir	Avenue A	Avenue A	10	28492	9/27/2008	9/27/2012	80
Wright St	W 11th St	W 13th St	10	10877	5/6/2009	9/28/2012	83
Yacht Harb	N Ocean Dr	Park Ave	10	19788	12/11/2009	9/28/2012	86
Z Ter	W 23rd St	W 28th St	10	22040	7/14/2007	9/24/2012	74



APPENDIX C

RECOMMENDED PROJECTS



2013 RECOMMENDED PROJECTS FOR MINIMUM PCI (60 TO 64) METHOD

Year	Street Name	SectionID	Recommended Work	Area (SF)	PCI Before	Cost	Delay Penalty
6/25/2013	Chateau Ci	10	Reconstruction (8" Base, 2" AC)	11,971.00	16.35	\$77,813.00	3.00%
6/25/2013	Front St	10	Reconstruction (8" Base, 2" AC)	3,046.00	23.2	\$19,802.00	3.00%
6/25/2013	Industrial	10	Reconstruction (8" Base, 2" AC)	16,135.00	30.97	\$97,833.00	10.41%
6/25/2013	Maxine Ave	20	Reconstruction (8" Base, 2" AC)	7,529.00	31.3	\$44,533.00	13.19%
6/25/2013	W 13th St	180	Reconstruction (8" Base, 2" AC)	12,971.00	31.32	\$76,609.00	13.36%
6/25/2013	Avenue A	20	Reconstruction (8" Base, 2" AC)	7,872.00	31.35	\$46,386.00	13.62%
6/25/2013	Palm Dr	10	Reconstruction (8" Base, 2" AC)	16,376.00	33.38	\$81,536.00	34.46%
6/25/2013	Park Ave	70	Reconstruction (8" Base, 2" AC)	1,652.00	33.39	\$8,218.00	34.59%
6/25/2013	W 3rd St	10	Reconstruction (8" Base, 2" AC)	25,420.00	34.39	\$115,014.00	47.97%
6/25/2013	Avenue C	110	Reconstruction (8" Base, 2" AC)	4,263.00	34.43	\$19,211.00	48.56%
6/25/2013	W 15th St	50	Reconstruction (8" Base, 2" AC)	40,155.00	34.81	\$174,090.00	54.42%
6/25/2013	Coral Way	20	Reconstruction (8" Base, 2" AC)	1,940.00	37.59	\$5,984.00	76.33%
6/25/2013	W 17th St	30	Reconstruction (8" Base, 2" AC)	11,838.00	38.65	\$30,868.00	88.50%
6/25/2013	Avenue H E	160	Reconstruction (8" Base, 2" AC)	6,162.00	39.58	\$13,489.00	190.18%
6/25/2013	Coral Way	40	Reconstruction (8" Base, 2" AC)	5,026.00	39.72	\$10,685.00	106.34%
6/25/2013	Avenue H	80	Milling and Resurfacing (1" AC)	7,192.00	40.76	\$14,383.00	93.61%
6/25/2013	Avenue N	20	Milling and Resurfacing (1" AC)	5,546.00	40.76	\$11,092.00	93.61%
6/25/2013	W 24th St	10	Milling and Resurfacing (1" AC)	3,513.00	40.77	\$7,027.00	93.38%
6/25/2013	Avenue B	30	Milling and Resurfacing (1" AC)	5,510.00	40.8	\$11,020.00	182.84%
6/25/2013	Island Rd	20	Milling and Resurfacing (1" AC)	20,873.00	40.8	\$41,746.00	92.69%
6/25/2013	W 22nd St	40	Milling and Resurfacing (1" AC)	17,542.00	40.8	\$35,085.00	92.69%
6/25/2013	W 12th St	20	Milling and Resurfacing (1" AC)	12,977.00	41.84	\$25,954.00	66.50%
6/25/2013	Avenue E	250	Milling and Resurfacing (1" AC)	5,227.00	41.97	\$10,454.00	149.23%
6/25/2013	W 15th St	90	Milling and Resurfacing (1" AC)	42,803.00	44.35	\$85,606.00	80.40%
6/25/2013	Avenue B	40	Milling and Resurfacing (1" AC)	3,270.00	44.4	\$6,540.00	78.78%
6/25/2013	S 25th Ct	20	Milling and Resurfacing (1" AC)	4,044.00	45.14	\$8,087.00	3.00%
6/25/2013	Allen St	10	Milling and Resurfacing (1" AC)	14,696.00	45.15	\$29,392.00	3.00%
6/25/2013	E 24th St	20	Milling and Resurfacing (1" AC)	13,038.00	45.15	\$26,076.00	3.00%
6/25/2013	Park Ave	80	Milling and Resurfacing (1" AC)	2,898.00	45.16	\$5,796.00	3.00%
6/25/2013	Palms Ct	10	Milling and Resurfacing (1" AC)	6,840.00	46.26	\$13,680.00	3.00%
6/25/2013	W 24th St	70	Milling and Resurfacing (1" AC)	5,162.00	47.36	\$10,325.00	3.00%
6/25/2013	Avenue F	190	Milling and Resurfacing (1" AC)	7,744.00	47.39	\$15,488.00	3.00%
6/25/2013	E 17th St	10	Milling and Resurfacing (1" AC)	11,658.00	47.39	\$23,316.00	3.00%
6/25/2013	Park Dr	30	Milling and Resurfacing (1" AC)	2,740.00	47.39	\$5,479.00	3.00%
6/25/2013	Plaza Cir	20	Milling and Resurfacing (1" AC)	8,095.00	47.39	\$16,191.00	3.00%
6/25/2013	W 13th St	110	Milling and Resurfacing (1" AC)	12,329.00	47.39	\$24,658.00	3.00%
6/25/2013	W 24th St	50	Milling and Resurfacing (1" AC)	12,063.00	47.39	\$24,125.00	3.00%
6/25/2013	W 17th Ct	30	Milling and Resurfacing (1" AC)	14,510.00	48.47	\$29,020.00	3.00%
6/25/2013	Avenue G	30	Milling and Resurfacing (1" AC)	3,546.00	48.48	\$7,092.00	3.00%
6/25/2013	Sunset Ln	10	Milling and Resurfacing (1" AC)	2,590.00	48.51	\$5,180.00	3.00%
6/25/2013	Avenue E	220	Milling and Resurfacing (1" AC)	10,937.00	49.29	\$21,874.00	3.00%
6/25/2013	Avenue H E	50	Milling and Resurfacing (1" AC)	5,940.00	49.29	\$11,880.00	3.00%
6/25/2013	W 10th St	110	Milling and Resurfacing (1" AC)	13,049.00	49.62	\$26,099.00	3.00%

2013 RECOMMENDED PROJECTS FOR MINIMUM PCI (60 TO 64) METHOD

Year	Street Name	SectionID	Recommended Work	Area (SF)	PCI Before	Cost	Delay Penalty
6/25/2013	Grandview	10	Milling and Resurfacing (1" AC)	3,702.00	49.65	\$7,405.00	3.00%
6/25/2013	W 15th St	100	Milling and Resurfacing (1" AC)	36,562.00	50.51	\$73,124.00	3.00%
6/25/2013	Avenue E	60	Milling and Resurfacing (1" AC)	7,104.00	50.54	\$14,208.00	3.00%
6/25/2013	Avenue E	200	Milling and Resurfacing (1" AC)	12,287.00	50.54	\$24,573.00	3.00%
6/25/2013	W 5th St	40	Milling and Resurfacing (1" AC)	15,246.00	50.77	\$30,493.00	3.00%
6/25/2013	Riviera Dr	10	Milling and Resurfacing (1" AC)	4,706.00	50.79	\$9,412.00	3.00%
6/25/2013	Avenue L	80	Milling and Resurfacing (1" AC)	11,890.00	51.78	\$23,780.00	3.00%
6/25/2013	Avenue M	50	Milling and Resurfacing (1" AC)	7,249.00	51.93	\$14,498.00	3.00%
6/25/2013	Shore Dr	10	Milling and Resurfacing (1" AC)	14,462.00	51.95	\$28,924.00	3.00%
6/25/2013	Avenue M	90	Milling and Resurfacing (1" AC)	7,227.00	53.11	\$14,454.00	3.00%
6/25/2013	Port West	10	Milling and Resurfacing (1" AC)	62,050.00	53.11	\$124,099.00	3.00%
6/25/2013	W 20th St	70	Milling and Resurfacing (1" AC)	17,174.00	53.14	\$34,348.00	3.00%
6/25/2013	Avenue K	70	Milling and Resurfacing (1" AC)	6,516.00	54.32	\$13,031.00	3.00%
6/25/2013	N 24th Ct	10	Milling and Resurfacing (1" AC)	2,710.00	54.32	\$5,421.00	3.00%
6/25/2013	Cook St	20	Milling and Resurfacing (1" AC)	3,031.00	54.33	\$6,062.00	3.00%
6/25/2013	Sugar Sand	60	Milling and Resurfacing (1" AC)	30,191.00	54.34	\$60,382.00	3.00%
6/25/2013	W 21st St	20	Milling and Resurfacing (1" AC)	18,635.00	54.34	\$37,271.00	3.00%
6/25/2013	Avenue H W	50	Milling and Resurfacing (1" AC)	5,854.00	54.36	\$11,708.00	3.00%
6/25/2013	Avenue H E	10	Milling and Resurfacing (1" AC)	5,881.00	54.37	\$11,761.00	3.00%
6/25/2013	W 24th St	80	Milling and Resurfacing (1" AC)	7,190.00	55.55	\$14,379.00	3.00%
6/25/2013	W 27th St	30	Milling and Resurfacing (1" AC)	16,908.00	55.55	\$33,816.00	3.00%
6/25/2013	S Harbor D	20	Milling and Resurfacing (1" AC)	12,500.00	55.56	\$25,000.00	3.00%
6/25/2013	Avenue E	20	Milling and Resurfacing (1" AC)	8,848.00	55.68	\$17,696.00	3.00%
6/25/2013	Interpace	10	Milling and Resurfacing (1" AC)	44,232.00	56.8	\$88,464.00	3.00%
6/25/2013	W 26th St	60	Milling and Resurfacing (1" AC)	18,965.00	56.81	\$37,930.00	3.00%
6/25/2013	W 32nd St	10	Milling and Resurfacing (1" AC)	18,343.00	56.81	\$36,686.00	3.00%
6/25/2013	W 36th St	40	Milling and Resurfacing (1" AC)	20,781.00	56.81	\$41,562.00	3.00%
6/25/2013	W 10th St	80	Milling and Resurfacing (1" AC)	11,034.00	56.82	\$22,069.00	3.00%
6/25/2013	W 20th St	10	Milling and Resurfacing (1" AC)	4,422.00	56.82	\$8,844.00	3.00%
6/25/2013	W 15th St	20	Milling and Resurfacing (1" AC)	21,175.00	57.01	\$42,350.00	3.00%
6/25/2013	Avenue E	30	Milling and Resurfacing (1" AC)	1,736.00	57.03	\$3,472.00	3.00%
6/25/2013	W 28th St	70	Milling and Resurfacing (1" AC)	18,449.00	58.13	\$36,898.00	3.00%
6/25/2013	N 24th Ct	20	Milling and Resurfacing (1" AC)	3,406.00	58.14	\$6,811.00	3.00%
6/25/2013	Avenue C	70	Milling and Resurfacing (1" AC)	5,808.00	58.15	\$11,616.00	3.00%
6/25/2013	E 13th St	10	Milling and Resurfacing (1" AC)	20,041.00	58.15	\$40,082.00	3.00%
6/25/2013	Singer Dr	40	Milling and Resurfacing (1" AC)	5,120.00	58.15	\$10,240.00	3.00%
6/25/2013	Avenue L	50	Milling and Resurfacing (1" AC)	55,119.00	58.39	\$110,238.00	3.00%
6/25/2013	Avenue R	180	Milling and Resurfacing (1" AC)	19,342.00	58.39	\$38,685.00	3.00%
6/25/2013	Avenue A	100	Milling and Resurfacing (1" AC)	4,659.00	58.41	\$9,318.00	3.00%
6/25/2013	Avenue A	160	Milling and Resurfacing (1" AC)	1,464.00	58.41	\$2,928.00	3.00%
6/25/2013	Interstate	10	Milling and Resurfacing (1" AC)	24,042.00	58.43	\$48,084.00	3.00%
6/25/2013	Avenue O	310	Milling and Resurfacing (1" AC)	3,034.00	59.61	\$6,067.00	3.00%
6/25/2013	W 26th St	70	Milling and Resurfacing (1" AC)	17,246.00	59.61	\$34,492.00	3.00%
6/25/2013	W 34th St	90	Milling and Resurfacing (1" AC)	7,000.00	59.61	\$14,001.00	3.00%
6/25/2013	Lake Dr	80	Milling and Resurfacing (1" AC)	4,340.00	59.62	\$8,680.00	3.00%
6/25/2013	Avenue O	10	Milling and Resurfacing (1" AC)	2,436.00	59.85	\$4,872.00	3.00%
6/25/2013	Avenue O	170	Milling and Resurfacing (1" AC)	3,424.00	59.85	\$6,849.00	3.00%
6/25/2013	W 17th St	40	Milling and Resurfacing (1" AC)	40,022.00	59.85	\$80,043.00	3.00%
6/25/2013	Avenue A	10	Milling and Resurfacing (1" AC)	25,074.00	59.86	\$50,148.00	3.00%
6/25/2013	Avenue C	140	Milling and Resurfacing (1" AC)	15,294.00	59.86	\$30,589.00	3.00%

2014 RECOMMENDED PROJECTS FOR MINIMUM PCI (60 TO 64) METHOD

Year	Street Name	SectionID	Recommended Work	Area (SF)	PCI Before	Cost	Delay Penalty
6/25/2014	W 17th Ct	10	Milling and Resurfacing (1" AC)	13,114.00	55.73	\$27,015.00	3.00%
6/25/2014	W 17th Ct	40	Milling and Resurfacing (1" AC)	21,241.00	55.73	\$43,756.00	3.00%
6/25/2014	Avenue S	100	Milling and Resurfacing (1" AC)	34,310.00	58.48	\$70,678.00	3.00%
6/25/2014	Avenue R	60	Milling and Resurfacing (1" AC)	5,746.00	60.16	\$11,837.00	3.00%
6/25/2014	Avenue P	60	Milling and Resurfacing (1" AC)	37,018.00	60.35	\$76,256.00	3.00%
6/25/2014	Avenue R	140	Milling and Resurfacing (1" AC)	8,846.00	60.37	\$18,223.00	3.00%
6/25/2014	Singer Dr	10	Milling and Resurfacing (1" AC)	24,442.00	60.37	\$50,350.00	3.00%
6/25/2014	W 34th St	30	Milling and Resurfacing (1" AC)	5,500.00	60.37	\$11,330.00	3.00%
6/25/2014	Cook St	10	Milling and Resurfacing (1" AC)	3,098.00	60.64	\$6,383.00	3.00%
6/25/2014	Riviera Dr	20	Milling and Resurfacing (1" AC)	5,430.00	60.64	\$11,186.00	3.00%
6/25/2014	W 28th St	60	Milling and Resurfacing (1" AC)	13,157.00	60.64	\$27,103.00	3.00%
6/25/2014	W 15th St	10	Milling and Resurfacing (1" AC)	14,058.00	61.02	\$28,959.00	3.00%
6/25/2014	W 15th St	80	Milling and Resurfacing (1" AC)	6,268.00	61.02	\$12,912.00	3.00%
6/25/2014	W 2nd St	70	Milling and Resurfacing (1" AC)	19,955.00	61.02	\$41,107.00	3.00%
6/25/2014	W 6th St	20	Milling and Resurfacing (1" AC)	26,049.00	61.02	\$53,662.00	3.00%
6/25/2014	W 20th St	20	Milling and Resurfacing (1" AC)	16,341.00	61.46	\$33,662.00	3.00%
6/25/2014	Westroads	30	Milling and Resurfacing (1" AC)	23,461.00	61.46	\$48,330.00	3.00%
6/25/2014	Avenue C	90	Milling and Resurfacing (1" AC)	3,040.00	61.47	\$6,263.00	3.00%
6/25/2014	Avenue H	30	Milling and Resurfacing (1" AC)	8,845.00	61.47	\$18,221.00	3.00%
6/25/2014	E 22nd St	10	Milling and Resurfacing (1" AC)	9,480.00	61.47	\$19,529.00	3.00%
6/25/2014	E 25th St	10	Milling and Resurfacing (1" AC)	31,624.00	61.47	\$65,145.00	3.00%
6/25/2014	Park Ave	10	Milling and Resurfacing (1" AC)	3,100.00	61.47	\$6,386.00	3.00%
6/25/2014	W 10th St	130	Milling and Resurfacing (1" AC)	13,023.00	61.47	\$26,828.00	3.00%
6/25/2014	W 19th St	30	Milling and Resurfacing (1" AC)	18,336.00	61.47	\$37,772.00	3.00%
6/25/2014	W 20th St	40	Milling and Resurfacing (1" AC)	6,412.00	61.47	\$13,209.00	3.00%
6/25/2014	W 23rd St	10	Milling and Resurfacing (1" AC)	28,610.00	61.47	\$58,937.00	3.00%
6/25/2014	W 31st St	20	Milling and Resurfacing (1" AC)	11,532.00	61.47	\$23,757.00	3.00%
6/25/2014	Avenue M	70	Milling and Resurfacing (1" AC)	7,126.00	61.96	\$14,680.00	3.00%
6/25/2014	Avenue C	100	Milling and Resurfacing (1" AC)	3,792.00	61.97	\$7,812.00	3.00%
6/25/2014	E 16th St	20	Milling and Resurfacing (1" AC)	5,511.00	61.97	\$11,353.00	3.00%
6/25/2014	E 21st St	10	Milling and Resurfacing (1" AC)	7,902.00	61.97	\$16,278.00	3.00%
6/25/2014	E 21st St	20	Milling and Resurfacing (1" AC)	10,792.00	61.97	\$22,231.00	3.00%
6/25/2014	Island Dr	10	Milling and Resurfacing (1" AC)	9,602.00	61.97	\$19,781.00	3.00%
6/25/2014	Lake Dr	90	Milling and Resurfacing (1" AC)	6,020.00	61.97	\$12,401.00	3.00%
6/25/2014	Maxine Ave	10	Milling and Resurfacing (1" AC)	7,960.00	61.97	\$16,397.00	3.00%
6/25/2014	Surf Way	10	Milling and Resurfacing (1" AC)	4,410.00	61.97	\$9,085.00	3.00%
6/25/2014	W 33rd St	10	Milling and Resurfacing (1" AC)	28,153.00	61.97	\$57,996.00	3.00%
6/25/2014	Avenue O	150	Milling and Resurfacing (1" AC)	5,572.00	62.4	\$11,478.00	3.00%
6/25/2014	Avenue I	100	Milling and Resurfacing (1" AC)	9,504.00	62.49	\$19,578.00	3.00%
6/25/2014	Avenue N	40	Milling and Resurfacing (1" AC)	5,818.00	62.49	\$11,985.00	3.00%
6/25/2014	Maniki Dr	40	Milling and Resurfacing (1" AC)	26,363.00	62.49	\$54,307.00	3.00%
6/25/2014	W 12th St	40	Milling and Resurfacing (1" AC)	16,052.00	62.49	\$33,067.00	3.00%
6/25/2014	W 15th St	60	Milling and Resurfacing (1" AC)	14,619.00	62.49	\$30,115.00	3.00%
6/25/2014	W 29th St	60	Milling and Resurfacing (1" AC)	32,100.00	62.49	\$66,126.00	3.00%

2014 RECOMMENDED PROJECTS FOR MINIMUM PCI (60 TO 64) METHOD

Year	Street Name	SectionID	Recommended Work	Area (SF)	PCI Before	Cost	Delay Penalty
6/25/2014	Westroads	20	Milling and Resurfacing (1" AC)	18,368.00	62.49	\$37,838.00	3.00%
6/25/2014	E 28th St	10	Milling and Resurfacing (1" AC)	34,910.00	62.5	\$71,914.00	3.00%
6/25/2014	E 30th St	30	Milling and Resurfacing (1" AC)	4,798.00	62.5	\$9,884.00	3.00%
6/25/2014	W 37th St	20	Milling and Resurfacing (1" AC)	5,500.00	62.5	\$11,330.00	3.00%
6/25/2014	Fairview L	10	Milling and Resurfacing (1" AC)	18,912.00	62.51	\$38,959.00	3.00%
6/25/2014	Park Ave	50	Milling and Resurfacing (1" AC)	5,498.00	62.51	\$11,326.00	3.00%
6/25/2014	Park Ave	120	Milling and Resurfacing (1" AC)	9,626.00	62.51	\$19,830.00	3.00%
6/25/2014	Avenue E	180	Milling and Resurfacing (1" AC)	5,842.00	62.63	\$12,035.00	3.00%
6/25/2014	Avenue L	20	Milling and Resurfacing (1" AC)	14,858.00	62.63	\$30,607.00	3.00%
6/25/2014	Avenue S	270	Milling and Resurfacing (1" AC)	6,257.00	62.99	\$12,889.00	3.00%
6/25/2014	W 10th St	100	Milling and Resurfacing (1" AC)	13,104.00	63.06	\$26,994.00	3.00%
6/25/2014	W 1st St	20	Milling and Resurfacing (1" AC)	25,852.00	63.06	\$53,255.00	3.00%
6/25/2014	W 29th St	10	Milling and Resurfacing (1" AC)	14,634.00	63.06	\$30,147.00	3.00%
6/25/2014	W 30th St	70	Milling and Resurfacing (1" AC)	18,290.00	63.06	\$37,677.00	3.00%
6/25/2014	W 34th St	40	Milling and Resurfacing (1" AC)	17,635.00	63.06	\$36,328.00	3.00%
6/25/2014	Avenue F	70	Milling and Resurfacing (1" AC)	6,741.00	63.07	\$13,886.00	3.00%
6/25/2014	Park Ave	100	Milling and Resurfacing (1" AC)	3,888.00	63.07	\$8,009.00	3.00%
6/25/2014	W 11th St	110	Milling and Resurfacing (1" AC)	2,402.00	63.07	\$4,949.00	3.00%
6/25/2014	Interstate	10	Milling and Resurfacing (1" AC)	21,130.00	63.15	\$43,528.00	3.00%
6/25/2014	Doral Way	10	Milling and Resurfacing (1" AC)	12,870.00	63.64	\$26,512.00	3.00%
6/25/2014	Leo Ln	10	Milling and Resurfacing (1" AC)	46,450.00	63.64	\$95,687.00	3.00%
6/25/2014	W 19th St	50	Milling and Resurfacing (1" AC)	17,428.00	63.64	\$35,901.00	3.00%
6/25/2014	Avenue P	40	Milling and Resurfacing (1" AC)	5,872.00	63.65	\$12,096.00	3.00%
6/25/2014	Avenue Q	20	Milling and Resurfacing (1" AC)	4,893.00	63.65	\$10,079.00	3.00%
6/25/2014	W 25th St	70	Milling and Resurfacing (1" AC)	19,565.00	63.65	\$40,303.00	3.00%
6/25/2014	W 26th Ct	20	Milling and Resurfacing (1" AC)	5,441.00	63.65	\$11,208.00	3.00%
6/25/2014	W 34th St	20	Milling and Resurfacing (1" AC)	11,884.00	63.65	\$24,481.00	3.00%
6/25/2014	W 34th St	50	Milling and Resurfacing (1" AC)	5,830.00	63.65	\$12,010.00	3.00%
6/25/2014	W 35th St	40	Milling and Resurfacing (1" AC)	14,654.00	63.65	\$30,188.00	3.00%
6/25/2014	W 3rd St	20	Milling and Resurfacing (1" AC)	18,785.00	63.65	\$38,697.00	3.00%
6/25/2014	W 6th St	80	Milling and Resurfacing (1" AC)	9,978.00	63.65	\$20,555.00	3.00%
6/25/2014	Avenue B	20	Milling and Resurfacing (1" AC)	4,874.00	63.66	\$10,040.00	3.00%
6/25/2014	Coral Way	10	Milling and Resurfacing (1" AC)	21,312.00	63.66	\$43,903.00	3.00%
6/25/2014	Dennis St	10	Milling and Resurfacing (1" AC)	5,777.00	63.66	\$11,900.00	3.00%
6/25/2014	E 27th St	10	Milling and Resurfacing (1" AC)	35,501.00	63.66	\$73,133.00	3.00%
6/25/2014	Lake Dr	60	Milling and Resurfacing (1" AC)	2,574.00	63.66	\$5,302.00	3.00%
6/25/2014	N Harbor D	10	Milling and Resurfacing (1" AC)	12,500.00	63.66	\$25,750.00	3.00%
6/25/2014	Sunset Ln	30	Milling and Resurfacing (1" AC)	2,590.00	63.66	\$5,335.00	3.00%
6/25/2014	W 11th St	40	Milling and Resurfacing (1" AC)	15,590.00	63.66	\$32,116.00	3.00%
6/25/2014	W 19th St	10	Milling and Resurfacing (1" AC)	21,040.00	63.66	\$43,342.00	3.00%
6/25/2014	W 19th St	40	Milling and Resurfacing (1" AC)	7,579.00	63.66	\$15,613.00	3.00%
6/25/2014	W 21st St	40	Milling and Resurfacing (1" AC)	17,260.00	63.66	\$35,556.00	3.00%
6/25/2014	W 23rd St	70	Milling and Resurfacing (1" AC)	13,157.00	63.66	\$27,103.00	3.00%
6/25/2014	W 27th St	90	Milling and Resurfacing (1" AC)	41,121.00	63.66	\$84,709.00	3.00%
6/25/2014	Avenue E	40	Milling and Resurfacing (1" AC)	6,624.00	63.91	\$13,645.00	3.00%

2015 RECOMMENDED PROJECTS FOR MINIMUM PCI (60 TO 64) METHOD

Year	Street Name	SectionID	Recommended Work	Area (SF)	PCI Before	Cost	Delay Penalty
6/25/2015	W 13th Ct	10	Milling and Resurfacing (1" AC)	60,115.00	59.28	\$127,552.00	3.00%
6/25/2015	Devons Rd	10	Milling and Resurfacing (1" AC)	16,534.00	62.02	\$35,082.00	3.00%
6/25/2015	Avenue K	10	Milling and Resurfacing (1" AC)	7,639.00	62.5	\$16,208.00	3.00%
6/25/2015	Avenue O	130	Milling and Resurfacing (1" AC)	5,983.00	62.5	\$12,695.00	3.00%
6/25/2015	Avenue T	20	Milling and Resurfacing (1" AC)	4,988.00	62.5	\$10,584.00	3.00%
6/25/2015	Avenue T	40	Milling and Resurfacing (1" AC)	5,878.00	62.5	\$12,473.00	3.00%
6/25/2015	W 2nd St	10	Milling and Resurfacing (1" AC)	13,325.00	62.5	\$28,273.00	3.00%
6/25/2015	W 30th St	60	Milling and Resurfacing (1" AC)	15,770.00	62.5	\$33,460.00	3.00%
6/25/2015	W 31st St	50	Milling and Resurfacing (1" AC)	12,141.00	62.5	\$25,760.00	3.00%
6/25/2015	W 32nd St	50	Milling and Resurfacing (1" AC)	2,730.00	62.5	\$5,793.00	3.00%
6/25/2015	W 32nd St	80	Milling and Resurfacing (1" AC)	18,388.00	62.5	\$39,015.00	3.00%
6/25/2015	W 9th St	30	Milling and Resurfacing (1" AC)	12,990.00	62.5	\$27,561.00	3.00%
6/25/2015	W 9th St	60	Milling and Resurfacing (1" AC)	13,000.00	62.5	\$27,583.00	3.00%
6/25/2015	Avenue G	60	Milling and Resurfacing (1" AC)	5,006.00	62.51	\$10,622.00	3.00%
6/25/2015	Avenue Q	50	Milling and Resurfacing (1" AC)	4,893.00	62.51	\$10,382.00	3.00%
6/25/2015	W 15th St	70	Milling and Resurfacing (1" AC)	22,058.00	62.51	\$46,803.00	3.00%
6/25/2015	W 27th St	10	Milling and Resurfacing (1" AC)	14,253.00	62.51	\$30,242.00	3.00%
6/25/2015	W 30th St	20	Milling and Resurfacing (1" AC)	28,624.00	62.51	\$60,735.00	3.00%
6/25/2015	Plaza Cir	10	Milling and Resurfacing (1" AC)	6,280.00	62.52	\$13,324.00	3.00%
6/25/2015	W 11th St	30	Milling and Resurfacing (1" AC)	7,106.00	62.52	\$15,078.00	3.00%
6/25/2015	W 20th St	30	Milling and Resurfacing (1" AC)	4,404.00	62.52	\$9,344.00	3.00%
6/25/2015	Avenue S	50	Milling and Resurfacing (1" AC)	6,991.00	62.94	\$14,834.00	3.00%
6/25/2015	Avenue S	130	Milling and Resurfacing (1" AC)	8,715.00	62.94	\$18,492.00	3.00%
6/25/2015	Avenue G	140	Milling and Resurfacing (1" AC)	6,240.00	62.95	\$13,240.00	3.00%
6/25/2015	Avenue O	80	Milling and Resurfacing (1" AC)	7,094.00	62.95	\$15,053.00	3.00%
6/25/2015	Avenue O	140	Milling and Resurfacing (1" AC)	8,966.00	62.95	\$19,023.00	3.00%
6/25/2015	W 25th Ct	10	Milling and Resurfacing (1" AC)	3,802.00	62.95	\$8,066.00	3.00%
6/25/2015	W 26th Ct	10	Milling and Resurfacing (1" AC)	18,967.00	62.95	\$40,245.00	3.00%
6/25/2015	W 26th Ct	40	Milling and Resurfacing (1" AC)	16,866.00	62.95	\$35,787.00	3.00%
6/25/2015	W 35th St	20	Milling and Resurfacing (1" AC)	26,510.00	62.95	\$56,249.00	3.00%
6/25/2015	W 36th St	100	Milling and Resurfacing (1" AC)	29,425.00	62.95	\$62,434.00	3.00%
6/25/2015	W 37th St	10	Milling and Resurfacing (1" AC)	8,540.00	62.95	\$18,121.00	3.00%
6/25/2015	W 4th St	30	Milling and Resurfacing (1" AC)	13,325.00	62.95	\$28,273.00	3.00%
6/25/2015	White Dr	10	Milling and Resurfacing (1" AC)	32,060.00	62.95	\$68,025.00	3.00%
6/25/2015	Ardmore Wa	10	Milling and Resurfacing (1" AC)	2,722.00	62.96	\$5,776.00	3.00%

2015 RECOMMENDED PROJECTS FOR MINIMUM PCI (60 TO 64) METHOD

Year	Street Name	SectionID	Recommended Work	Area (SF)	PCI Before	Cost	Delay Penalty
6/25/2015	Avenue A	70	Milling and Resurfacing (1" AC)	4,785.00	62.96	\$10,153.00	3.00%
6/25/2015	Avenue C	120	Milling and Resurfacing (1" AC)	5,808.00	62.96	\$12,323.00	3.00%
6/25/2015	Avenue C	130	Milling and Resurfacing (1" AC)	2,726.00	62.96	\$5,784.00	3.00%
6/25/2015	Avenue H E	30	Milling and Resurfacing (1" AC)	5,032.00	62.96	\$10,677.00	3.00%
6/25/2015	W 16th St	30	Milling and Resurfacing (1" AC)	11,827.00	62.96	\$25,095.00	3.00%
6/25/2015	W 19th St	20	Milling and Resurfacing (1" AC)	5,484.00	62.96	\$11,636.00	3.00%
6/25/2015	W 25th St	30	Milling and Resurfacing (1" AC)	13,159.00	62.96	\$27,921.00	3.00%
6/25/2015	E 30th St	10	Milling and Resurfacing (1" AC)	15,238.00	62.99	\$32,331.00	3.00%
6/25/2015	Avenue A	40	Milling and Resurfacing (1" AC)	4,323.00	63.28	\$9,173.00	3.00%
6/25/2015	Avenue E	140	Milling and Resurfacing (1" AC)	7,402.00	63.28	\$15,705.00	3.00%
6/25/2015	Avenue U	20	Milling and Resurfacing (1" AC)	5,278.00	63.41	\$11,198.00	3.00%
6/25/2015	W 11th St	90	Milling and Resurfacing (1" AC)	10,374.00	63.41	\$22,012.00	3.00%
6/25/2015	W 7th St	70	Milling and Resurfacing (1" AC)	13,088.00	63.41	\$27,771.00	3.00%
6/25/2015	Avenue H E	70	Milling and Resurfacing (1" AC)	5,468.00	63.42	\$11,602.00	3.00%
6/25/2015	Avenue P	50	Milling and Resurfacing (1" AC)	4,893.00	63.42	\$10,382.00	3.00%
6/25/2015	E 25th St	20	Milling and Resurfacing (1" AC)	8,600.00	63.42	\$18,247.00	3.00%
6/25/2015	W 10th St	40	Milling and Resurfacing (1" AC)	6,005.00	63.42	\$12,741.00	3.00%
6/25/2015	W 14th St	60	Milling and Resurfacing (1" AC)	14,079.00	63.42	\$29,873.00	3.00%
6/25/2015	W 32nd St	40	Milling and Resurfacing (1" AC)	28,213.00	63.42	\$59,862.00	3.00%
6/25/2015	Avenue F	60	Milling and Resurfacing (1" AC)	4,880.00	63.43	\$10,354.00	3.00%
6/25/2015	N Harbor D	20	Milling and Resurfacing (1" AC)	14,384.00	63.43	\$30,520.00	3.00%
6/25/2015	Powell Dr	10	Milling and Resurfacing (1" AC)	29,118.00	63.43	\$61,783.00	3.00%
6/25/2015	Avenue R	90	Milling and Resurfacing (1" AC)	16,736.00	63.62	\$35,511.00	3.00%
6/25/2015	Interstate	10	Milling and Resurfacing (1" AC)	32,503.00	63.88	\$68,964.00	3.00%
6/25/2015	Avenue L	70	Milling and Resurfacing (1" AC)	6,308.00	63.9	\$13,383.00	3.00%
6/25/2015	Avenue O	110	Milling and Resurfacing (1" AC)	5,792.00	63.9	\$12,289.00	3.00%
6/25/2015	Avenue P	70	Milling and Resurfacing (1" AC)	42,560.00	63.9	\$90,304.00	3.00%
6/25/2015	E 12th St	20	Milling and Resurfacing (1" AC)	4,598.00	63.9	\$9,756.00	3.00%
6/25/2015	W 16th St	10	Milling and Resurfacing (1" AC)	14,597.00	63.9	\$30,972.00	3.00%
6/25/2015	W 30th St	50	Milling and Resurfacing (1" AC)	18,435.00	63.9	\$39,116.00	3.00%
6/25/2015	W 37th St	60	Milling and Resurfacing (1" AC)	26,551.00	63.9	\$56,336.00	3.00%
6/25/2015	W 3rd St	30	Milling and Resurfacing (1" AC)	13,325.00	63.9	\$28,273.00	3.00%
6/25/2015	W 5th St	30	Milling and Resurfacing (1" AC)	13,421.00	63.9	\$28,477.00	3.00%
6/25/2015	W 9th St	110	Milling and Resurfacing (1" AC)	17,267.00	63.9	\$36,636.00	3.00%
6/25/2015	W 14th St	30	Milling and Resurfacing (1" AC)	13,975.00	63.91	\$29,652.00	3.00%
6/25/2015	W 26th Ct	60	Milling and Resurfacing (1" AC)	2,860.00	63.91	\$6,068.00	3.00%
6/25/2015	E 15th St	10	Milling and Resurfacing (1" AC)	10,318.00	63.92	\$21,893.00	3.00%
6/25/2015	Lake Dr	40	Milling and Resurfacing (1" AC)	2,800.00	63.92	\$5,941.00	3.00%
6/25/2015	Morse Blvd	20	Milling and Resurfacing (1" AC)	4,820.00	63.92	\$10,227.00	3.00%
6/25/2015	N Ocean Dr	20	Milling and Resurfacing (1" AC)	32,820.00	63.92	\$69,637.00	3.00%
6/25/2015	W 24th St	40	Milling and Resurfacing (1" AC)	35,323.00	63.92	\$74,949.00	3.00%

2016 RECOMMENDED PROJECTS FOR MINIMUM PCI (60 TO 64) METHOD

Year	Street Name	SectionID	Recommended Work	Area (SF)	PCI Before	Cost	Delay Penalty
6/25/2016	Avenue J	70	Milling and Resurfacing (1" AC)	6,503.00	62.6	\$14,211.00	3.00%
6/25/2016	Avenue Z	20	Milling and Resurfacing (1" AC)	22,513.00	62.6	\$49,200.00	3.00%
6/25/2016	Doral Way	20	Milling and Resurfacing (1" AC)	22,746.00	62.6	\$49,710.00	3.00%
6/25/2016	E 14th St	20	Milling and Resurfacing (1" AC)	10,000.00	62.6	\$21,855.00	3.00%
6/25/2016	Inisbrook	10	Milling and Resurfacing (1" AC)	18,645.00	62.6	\$40,748.00	3.00%
6/25/2016	Seabird Wa	10	Milling and Resurfacing (1" AC)	36,608.00	62.6	\$80,005.00	3.00%
6/25/2016	W 13th St	120	Milling and Resurfacing (1" AC)	11,843.00	62.6	\$25,882.00	3.00%
6/25/2016	W 1st St	70	Milling and Resurfacing (1" AC)	13,338.00	62.6	\$29,150.00	3.00%
6/25/2016	W 37th Ct	10	Milling and Resurfacing (1" AC)	21,985.00	62.6	\$48,046.00	3.00%
6/25/2016	W 6th St	70	Milling and Resurfacing (1" AC)	13,317.00	62.6	\$29,104.00	3.00%
6/25/2016	Westcheste	10	Milling and Resurfacing (1" AC)	5,779.00	62.6	\$12,631.00	3.00%
6/25/2016	Avenue J	90	Milling and Resurfacing (1" AC)	3,575.00	62.61	\$7,813.00	3.00%
6/25/2016	Cook St	30	Milling and Resurfacing (1" AC)	3,388.00	62.61	\$7,403.00	3.00%
6/25/2016	Lewis Rd	10	Milling and Resurfacing (1" AC)	11,443.00	62.61	\$25,007.00	3.00%
6/25/2016	S 25th Ct	10	Milling and Resurfacing (1" AC)	6,103.00	62.61	\$13,337.00	3.00%
6/25/2016	W 25th St	80	Milling and Resurfacing (1" AC)	18,967.00	62.61	\$41,452.00	3.00%
6/25/2016	W 26th Ct	30	Milling and Resurfacing (1" AC)	19,570.00	62.61	\$42,768.00	3.00%
6/25/2016	W 28th St	10	Milling and Resurfacing (1" AC)	14,762.00	62.61	\$32,263.00	3.00%
6/25/2016	E 16th St	10	Milling and Resurfacing (1" AC)	12,107.00	62.62	\$26,458.00	3.00%
6/25/2016	Lake Dr	20	Milling and Resurfacing (1" AC)	2,900.00	62.62	\$6,338.00	3.00%
6/25/2016	Manor Dr	10	Milling and Resurfacing (1" AC)	4,772.00	62.62	\$10,429.00	3.00%
6/25/2016	W 13th St	60	Milling and Resurfacing (1" AC)	8,573.00	62.62	\$18,735.00	3.00%
6/25/2016	Interstate	10	Milling and Resurfacing (1" AC)	33,875.00	62.71	\$74,033.00	3.00%
6/25/2016	Maniki Dr	20	Milling and Resurfacing (1" AC)	5,434.00	62.97	\$11,876.00	3.00%
6/25/2016	Z Ter	10	Milling and Resurfacing (1" AC)	22,040.00	62.97	\$48,166.00	3.00%
6/25/2016	Avenue G	10	Milling and Resurfacing (1" AC)	4,728.00	62.98	\$10,333.00	3.00%
6/25/2016	Avenue N	80	Milling and Resurfacing (1" AC)	3,031.00	62.98	\$6,625.00	3.00%
6/25/2016	Commercial	20	Milling and Resurfacing (1" AC)	16,834.00	62.98	\$36,789.00	3.00%
6/25/2016	N 25th Ct	20	Milling and Resurfacing (1" AC)	5,108.00	62.98	\$11,164.00	3.00%
6/25/2016	W 10th St	150	Milling and Resurfacing (1" AC)	11,731.00	62.98	\$25,638.00	3.00%
6/25/2016	W 15th St	30	Milling and Resurfacing (1" AC)	12,902.00	62.98	\$28,198.00	3.00%
6/25/2016	W 32nd St	20	Milling and Resurfacing (1" AC)	14,667.00	62.98	\$32,055.00	3.00%
6/25/2016	W 37th St	50	Milling and Resurfacing (1" AC)	12,558.00	62.98	\$27,445.00	3.00%
6/25/2016	W 4th St	10	Milling and Resurfacing (1" AC)	25,792.00	62.98	\$56,367.00	3.00%
6/25/2016	W 5th St	20	Milling and Resurfacing (1" AC)	11,422.00	62.98	\$24,962.00	3.00%
6/25/2016	W 6th St	50	Milling and Resurfacing (1" AC)	13,000.00	62.98	\$28,411.00	3.00%
6/25/2016	W 9th St	70	Milling and Resurfacing (1" AC)	7,207.00	62.98	\$15,751.00	3.00%
6/25/2016	W 9th St	80	Milling and Resurfacing (1" AC)	13,078.00	62.98	\$28,581.00	3.00%
6/25/2016	W23rd St	10	Milling and Resurfacing (1" AC)	17,163.00	62.98	\$37,508.00	3.00%
6/25/2016	Ardmore Wa	20	Milling and Resurfacing (1" AC)	14,174.00	62.99	\$30,977.00	3.00%
6/25/2016	Avenue C	60	Milling and Resurfacing (1" AC)	3,843.00	62.99	\$8,400.00	3.00%
6/25/2016	Avenue F	20	Milling and Resurfacing (1" AC)	3,353.00	62.99	\$7,327.00	3.00%

2016 RECOMMENDED PROJECTS FOR MINIMUM PCI (60 TO 64) METHOD

Year	Street Name	SectionID	Recommended Work	Area (SF)	PCI Before	Cost	Delay Penalty
6/25/2016	Avenue F	90	Milling and Resurfacing (1" AC)	4,200.00	62.99	\$9,178.00	3.00%
6/25/2016	Avenue F C	10	Milling and Resurfacing (1" AC)	8,402.00	62.99	\$18,362.00	3.00%
6/25/2016	W 22nd St	60	Milling and Resurfacing (1" AC)	27,069.00	62.99	\$59,158.00	3.00%
6/25/2016	W 24th St	20	Milling and Resurfacing (1" AC)	13,530.00	62.99	\$29,569.00	3.00%
6/25/2016	Avenue F	80	Milling and Resurfacing (1" AC)	7,176.00	63.03	\$15,683.00	3.00%
6/25/2016	Avenue A	50	Milling and Resurfacing (1" AC)	2,535.00	63.27	\$5,540.00	3.00%
6/25/2016	Avenue E	210	Milling and Resurfacing (1" AC)	7,032.00	63.27	\$15,368.00	3.00%
6/25/2016	Avenue E	240	Milling and Resurfacing (1" AC)	9,422.00	63.27	\$20,592.00	3.00%
6/25/2016	Avenue H E	40	Milling and Resurfacing (1" AC)	18,777.00	63.27	\$41,036.00	3.00%
6/25/2016	Avenue H E	110	Milling and Resurfacing (1" AC)	5,002.00	63.27	\$10,932.00	3.00%
6/25/2016	Avenue O	190	Milling and Resurfacing (1" AC)	3,139.00	63.27	\$6,860.00	3.00%
6/25/2016	Canterbury	10	Milling and Resurfacing (1" AC)	5,720.00	63.36	\$12,501.00	3.00%
6/25/2016	Timber Run	10	Milling and Resurfacing (1" AC)	15,171.00	63.36	\$33,156.00	3.00%
6/25/2016	Avenue H	60	Milling and Resurfacing (1" AC)	6,500.00	63.37	\$14,205.00	3.00%
6/25/2016	Avenue I	40	Milling and Resurfacing (1" AC)	6,401.00	63.37	\$13,990.00	3.00%
6/25/2016	Avenue J	160	Milling and Resurfacing (1" AC)	6,063.00	63.37	\$13,251.00	3.00%
6/25/2016	Avenue M	40	Milling and Resurfacing (1" AC)	5,129.00	63.37	\$11,209.00	3.00%
6/25/2016	W 30th St	80	Milling and Resurfacing (1" AC)	3,115.00	63.37	\$6,808.00	3.00%
6/25/2016	W 34th St	110	Milling and Resurfacing (1" AC)	34,109.00	63.37	\$74,544.00	3.00%
6/25/2016	W 37th St	30	Milling and Resurfacing (1" AC)	17,450.00	63.37	\$38,137.00	3.00%
6/25/2016	W 3rd St	40	Milling and Resurfacing (1" AC)	13,348.00	63.37	\$29,172.00	3.00%
6/25/2016	W 6th St	90	Milling and Resurfacing (1" AC)	12,168.00	63.37	\$26,593.00	3.00%
6/25/2016	E 23rd St	10	Milling and Resurfacing (1" AC)	13,370.00	63.38	\$29,219.00	3.00%
6/25/2016	E 24th St	40	Milling and Resurfacing (1" AC)	10,344.00	63.38	\$22,606.00	3.00%
6/25/2016	Avenue O	90	Milling and Resurfacing (1" AC)	10,881.00	63.54	\$23,779.00	3.00%
6/25/2016	Avenue G	100	Milling and Resurfacing (1" AC)	7,545.00	63.78	\$16,490.00	3.00%
6/25/2016	Avenue J	50	Milling and Resurfacing (1" AC)	7,647.00	63.78	\$16,711.00	3.00%
6/25/2016	Champions	10	Milling and Resurfacing (1" AC)	15,138.00	63.78	\$33,084.00	3.00%
6/25/2016	Essex Ln	10	Milling and Resurfacing (1" AC)	8,710.00	63.78	\$19,035.00	3.00%
6/25/2016	Essex Ln	20	Milling and Resurfacing (1" AC)	8,892.00	63.78	\$19,434.00	3.00%
6/25/2016	W 30th St	10	Milling and Resurfacing (1" AC)	29,425.00	63.78	\$64,307.00	3.00%
6/25/2016	W 36th St	70	Milling and Resurfacing (1" AC)	12,417.00	63.78	\$27,136.00	3.00%
6/25/2016	W 7th St	60	Milling and Resurfacing (1" AC)	9,181.00	63.78	\$20,064.00	3.00%
6/25/2016	Westroads	10	Milling and Resurfacing (1" AC)	20,748.00	63.78	\$45,344.00	3.00%
6/25/2016	Avenue A	170	Milling and Resurfacing (1" AC)	2,421.00	63.79	\$5,291.00	3.00%
6/25/2016	Avenue J	10	Milling and Resurfacing (1" AC)	4,254.00	63.79	\$9,296.00	3.00%
6/25/2016	E 24th St	30	Milling and Resurfacing (1" AC)	8,116.00	63.79	\$17,737.00	3.00%
6/25/2016	Shore Dr	20	Milling and Resurfacing (1" AC)	4,564.00	63.79	\$9,974.00	3.00%
6/25/2016	Avenue F	240	Milling and Resurfacing (1" AC)	6,943.00	63.8	\$15,174.00	3.00%
6/25/2016	N Sugar Sa	10	Milling and Resurfacing (1" AC)	8,368.00	63.8	\$18,287.00	3.00%
6/25/2016	W 17th St	20	Milling and Resurfacing (1" AC)	17,103.00	63.8	\$37,377.00	3.00%
6/25/2016	Avenue A	30	Milling and Resurfacing (1" AC)	3,282.00	63.84	\$7,173.00	3.00%
6/25/2016	Avenue A	90	Milling and Resurfacing (1" AC)	4,989.00	63.84	\$10,903.00	3.00%
6/25/2016	Avenue H E	60	Milling and Resurfacing (1" AC)	5,372.00	63.84	\$11,740.00	3.00%

2017 RECOMMENDED PROJECTS FOR MINIMUM PCI (60 TO 64) METHOD

Year	Street Name	SectionID	Recommended Work	Area (SF)	PCI Before	Cost	Delay Penalty
6/25/2017	W 10th St	90	Milling and Resurfacing (1" AC)	31,738.00	60.66	\$71,443.00	
6/25/2017	49th Ter N	10	Milling and Resurfacing (1" AC)	40,356.00	62.47	\$90,842.00	
6/25/2017	Avenue G	150	Milling and Resurfacing (1" AC)	7,103.00	62.47	\$15,989.00	
6/25/2017	Avenue I	10	Milling and Resurfacing (1" AC)	7,654.00	62.47	\$17,230.00	
6/25/2017	Avenue L	60	Milling and Resurfacing (1" AC)	3,167.00	62.47	\$7,129.00	
6/25/2017	Avenue Z	10	Milling and Resurfacing (1" AC)	3,942.00	62.47	\$8,874.00	
6/25/2017	Canterbury	20	Milling and Resurfacing (1" AC)	13,257.00	62.47	\$29,842.00	
6/25/2017	W 10th St	50	Milling and Resurfacing (1" AC)	9,115.00	62.47	\$20,518.00	
6/25/2017	W 11th St	70	Milling and Resurfacing (1" AC)	3,038.00	62.47	\$6,839.00	
6/25/2017	W 12th St	60	Milling and Resurfacing (1" AC)	38,899.00	62.47	\$87,561.00	
6/25/2017	W 22nd St	30	Milling and Resurfacing (1" AC)	13,939.00	62.47	\$31,376.00	
6/25/2017	W 33rd St	20	Milling and Resurfacing (1" AC)	34,109.00	62.47	\$76,781.00	
6/25/2017	W 35th St	10	Milling and Resurfacing (1" AC)	11,557.00	62.47	\$26,014.00	
6/25/2017	W 36th St	10	Milling and Resurfacing (1" AC)	14,524.00	62.47	\$32,695.00	
6/25/2017	Avenue C	20	Milling and Resurfacing (1" AC)	6,576.00	62.48	\$14,802.00	
6/25/2017	Avenue M	100	Milling and Resurfacing (1" AC)	5,689.00	62.48	\$12,806.00	
6/25/2017	Azalea Dr	10	Milling and Resurfacing (1" AC)	15,834.00	62.48	\$35,643.00	
6/25/2017	E 23rd St	20	Milling and Resurfacing (1" AC)	8,018.00	62.48	\$18,049.00	
6/25/2017	Morse Blvd	10	Milling and Resurfacing (1" AC)	31,208.00	62.48	\$70,250.00	
6/25/2017	Park Ave	110	Milling and Resurfacing (1" AC)	8,926.00	62.48	\$20,093.00	
6/25/2017	Surf Rd	20	Milling and Resurfacing (1" AC)	6,258.00	62.48	\$14,087.00	
6/25/2017	Avenue U	60	Milling and Resurfacing (1" AC)	12,537.00	62.78	\$28,221.00	
6/25/2017	Timber Run	10	Milling and Resurfacing (1" AC)	5,155.00	62.78	\$11,603.00	
6/25/2017	W26th Ct	20	Milling and Resurfacing (1" AC)	3,916.00	62.78	\$8,815.00	
6/25/2017	Avenue H	100	Milling and Resurfacing (1" AC)	6,240.00	62.79	\$14,046.00	
6/25/2017	S 24th Ct	10	Milling and Resurfacing (1" AC)	6,332.00	62.79	\$14,253.00	
6/25/2017	W 35th St	90	Milling and Resurfacing (1" AC)	16,008.00	62.79	\$36,034.00	
6/25/2017	Ardmore Wa	40	Milling and Resurfacing (1" AC)	5,917.00	62.8	\$13,319.00	
6/25/2017	E 13th St	20	Milling and Resurfacing (1" AC)	5,556.00	62.8	\$12,507.00	
6/25/2017	E 34th St	10	Milling and Resurfacing (1" AC)	10,934.00	62.8	\$24,613.00	
6/25/2017	Avenue H W	10	Milling and Resurfacing (1" AC)	5,702.00	63.12	\$12,836.00	
6/25/2017	Avenue O	200	Milling and Resurfacing (1" AC)	5,505.00	63.12	\$12,391.00	
6/25/2017	Avenue O	210	Milling and Resurfacing (1" AC)	5,936.00	63.12	\$13,362.00	
6/25/2017	Avenue O	240	Milling and Resurfacing (1" AC)	3,632.00	63.12	\$8,175.00	
6/25/2017	Avenue S	90	Milling and Resurfacing (1" AC)	5,850.00	63.12	\$13,168.00	
6/25/2017	Canterbury	40	Milling and Resurfacing (1" AC)	5,720.00	63.12	\$12,876.00	
6/25/2017	Canterbury	50	Milling and Resurfacing (1" AC)	5,720.00	63.12	\$12,876.00	
6/25/2017	E 12th St	10	Milling and Resurfacing (1" AC)	5,402.00	63.12	\$12,160.00	
6/25/2017	Timber Run	20	Milling and Resurfacing (1" AC)	5,434.00	63.12	\$12,232.00	
6/25/2017	W 12th Ct	10	Milling and Resurfacing (1" AC)	5,246.00	63.12	\$11,809.00	
6/25/2017	W 14th St	90	Milling and Resurfacing (1" AC)	20,828.00	63.12	\$46,884.00	
6/25/2017	W 17th Ct	20	Milling and Resurfacing (1" AC)	5,156.00	63.12	\$11,606.00	
6/25/2017	W 17th St	50	Milling and Resurfacing (1" AC)	31,092.00	63.12	\$69,988.00	
6/25/2017	Avenue F	50	Milling and Resurfacing (1" AC)	8,104.00	63.13	\$18,243.00	
6/25/2017	Avenue M	20	Milling and Resurfacing (1" AC)	4,895.00	63.13	\$11,019.00	
6/25/2017	Avenue O	230	Milling and Resurfacing (1" AC)	5,722.00	63.13	\$12,881.00	
6/25/2017	Avenue Q	40	Milling and Resurfacing (1" AC)	4,893.00	63.13	\$11,014.00	
6/25/2017	E 11th St	10	Milling and Resurfacing (1" AC)	26,628.00	63.13	\$59,940.00	
6/25/2017	W 37th St	80	Milling and Resurfacing (1" AC)	16,452.00	63.13	\$37,034.00	

2017 RECOMMENDED PROJECTS FOR MINIMUM PCI (60 TO 64) METHOD

Year	Street Name	SectionID	Recommended Work	Area (SF)	PCI Before	Cost	Delay Penalty
6/25/2017	Avenue B	50	Milling and Resurfacing (1" AC)	4,363.00	63.14	\$9,822.00	
6/25/2017	Fairview L	30	Milling and Resurfacing (1" AC)	28,966.00	63.14	\$65,203.00	
6/25/2017	N Ocean Dr	10	Milling and Resurfacing (1" AC)	3,094.00	63.14	\$6,965.00	
6/25/2017	W 16th St	40	Milling and Resurfacing (1" AC)	17,217.00	63.14	\$38,756.00	
6/25/2017	W 18th St	10	Milling and Resurfacing (1" AC)	15,474.00	63.14	\$34,832.00	
6/25/2017	W 20th St	60	Milling and Resurfacing (1" AC)	6,050.00	63.14	\$13,619.00	
6/25/2017	Avenue H E	120	Milling and Resurfacing (1" AC)	5,940.00	63.33	\$13,371.00	
6/25/2017	W 13th St	90	Milling and Resurfacing (1" AC)	7,176.00	63.33	\$16,154.00	
6/25/2017	Avenue H	110	Milling and Resurfacing (1" AC)	6,464.00	63.48	\$14,550.00	
6/25/2017	Avenue I	50	Milling and Resurfacing (1" AC)	7,069.00	63.48	\$15,912.00	
6/25/2017	Avenue T	50	Milling and Resurfacing (1" AC)	6,041.00	63.48	\$13,599.00	
6/25/2017	W 10th St	60	Milling and Resurfacing (1" AC)	13,346.00	63.48	\$30,042.00	
6/25/2017	W 25th St	20	Milling and Resurfacing (1" AC)	5,160.00	63.48	\$11,615.00	
6/25/2017	W 26th St	50	Milling and Resurfacing (1" AC)	19,567.00	63.48	\$44,046.00	
6/25/2017	W 28th St	90	Milling and Resurfacing (1" AC)	34,775.00	63.48	\$78,279.00	
6/25/2017	Avenue A	140	Milling and Resurfacing (1" AC)	5,278.00	63.49	\$11,880.00	
6/25/2017	Lake Dr	30	Milling and Resurfacing (1" AC)	3,858.00	63.49	\$8,684.00	
6/25/2017	Sugar Sand	50	Milling and Resurfacing (1" AC)	39,824.00	63.49	\$89,644.00	
6/25/2017	W 9th St	20	Milling and Resurfacing (1" AC)	17,664.00	63.49	\$39,761.00	
6/25/2017	Wilma Cir	10	Milling and Resurfacing (1" AC)	28,492.00	63.49	\$64,136.00	
6/25/2017	Avenue H E	90	Milling and Resurfacing (1" AC)	5,766.00	63.56	\$12,979.00	
6/25/2017	Avenue H E	150	Milling and Resurfacing (1" AC)	6,024.00	63.56	\$13,559.00	
6/25/2017	Avenue H E	170	Milling and Resurfacing (1" AC)	6,615.00	63.56	\$14,891.00	
6/25/2017	Avenue S	20	Milling and Resurfacing (1" AC)	5,284.00	63.56	\$11,895.00	
6/25/2017	Avenue S	200	Milling and Resurfacing (1" AC)	7,497.00	63.56	\$16,876.00	
6/25/2017	Avenue S	300	Milling and Resurfacing (1" AC)	6,054.00	63.56	\$13,629.00	
6/25/2017	W 13th St	20	Milling and Resurfacing (1" AC)	11,178.00	63.56	\$25,161.00	
6/25/2017	W 13th St	30	Milling and Resurfacing (1" AC)	5,029.00	63.56	\$11,321.00	
6/25/2017	Avenue O	180	Milling and Resurfacing (1" AC)	3,842.00	63.81	\$8,648.00	
6/25/2017	Avenue R	80	Milling and Resurfacing (1" AC)	5,810.00	63.81	\$13,079.00	
6/25/2017	Avenue R	150	Milling and Resurfacing (1" AC)	5,883.00	63.81	\$13,242.00	
6/25/2017	Avenue S	280	Milling and Resurfacing (1" AC)	5,570.00	63.81	\$12,539.00	
6/25/2017	Avenue I	30	Milling and Resurfacing (1" AC)	6,370.00	63.85	\$14,339.00	
6/25/2017	Avenue I	70	Milling and Resurfacing (1" AC)	5,964.00	63.85	\$13,426.00	
6/25/2017	Avenue R	10	Milling and Resurfacing (1" AC)	4,974.00	63.85	\$11,197.00	
6/25/2017	Avenue T	70	Milling and Resurfacing (1" AC)	6,052.00	63.85	\$13,624.00	
6/25/2017	Avenue U	40	Milling and Resurfacing (1" AC)	7,556.00	63.85	\$17,008.00	
6/25/2017	W 11th St	50	Milling and Resurfacing (1" AC)	10,274.00	63.85	\$23,127.00	
6/25/2017	W 34th St	120	Milling and Resurfacing (1" AC)	17,321.00	63.85	\$38,990.00	
6/25/2017	W 37th St	110	Milling and Resurfacing (1" AC)	11,568.00	63.85	\$26,039.00	
6/25/2017	W 5th St	10	Milling and Resurfacing (1" AC)	13,000.00	63.85	\$29,263.00	
6/25/2017	W 6th St	60	Milling and Resurfacing (1" AC)	12,613.00	63.85	\$28,391.00	
6/25/2017	Avenue J	150	Milling and Resurfacing (1" AC)	2,795.00	63.86	\$6,292.00	
6/25/2017	Avenue Q	30	Milling and Resurfacing (1" AC)	5,782.00	63.86	\$13,014.00	
6/25/2017	N 25th Ct	10	Milling and Resurfacing (1" AC)	6,457.00	63.86	\$14,535.00	
6/25/2017	W 24th St	90	Milling and Resurfacing (1" AC)	18,967.00	63.86	\$42,695.00	
6/25/2017	W 26th St	20	Milling and Resurfacing (1" AC)	12,962.00	63.86	\$29,179.00	
6/25/2017	Ardmore Wa	30	Milling and Resurfacing (1" AC)	5,328.00	63.87	\$11,993.00	
6/25/2017	Avenue F	10	Milling and Resurfacing (1" AC)	8,257.00	63.87	\$18,586.00	
6/25/2017	Avenue G	160	Milling and Resurfacing (1" AC)	12,374.00	63.87	\$27,855.00	
6/25/2017	E 14th St	10	Milling and Resurfacing (1" AC)	5,049.00	63.87	\$11,366.00	
6/25/2017	E 22nd Ct	20	Milling and Resurfacing (1" AC)	7,920.00	63.87	\$17,828.00	
6/25/2017	W 23rd St	50	Milling and Resurfacing (1" AC)	14,762.00	63.87	\$33,230.00	
6/25/2017	W 25th St	60	Milling and Resurfacing (1" AC)	14,760.00	63.87	\$33,225.00	

2013 RECOMMENDED PROJECTS FOR CRITICAL PCI METHOD

Year	Street Name	SectionID	Recommended Work	Area (SF)	PCI Before	Cost	Delay Penalty
6/24/2013	Avenue A	10	Milling and Resurfacing (1" AC)	25,074.00	59.86	\$50,148.00	3.00%
6/24/2013	Avenue A	40	Milling and Resurfacing (1" AC)	4,323.00	66.23	\$8,646.00	3.00%
6/24/2013	Avenue A	100	Milling and Resurfacing (1" AC)	4,659.00	58.41	\$9,318.00	3.00%
6/24/2013	Avenue A	160	Milling and Resurfacing (1" AC)	1,464.00	58.41	\$2,928.00	3.00%
6/24/2013	Avenue B	20	Milling and Resurfacing (1" AC)	4,874.00	65.9	\$9,748.00	3.00%
6/24/2013	Avenue C	90	Milling and Resurfacing (1" AC)	3,040.00	62.71	\$6,081.00	3.00%
6/24/2013	Avenue C	100	Milling and Resurfacing (1" AC)	3,792.00	63.48	\$7,584.00	3.00%
6/24/2013	Avenue C	140	Milling and Resurfacing (1" AC)	15,294.00	59.87	\$30,589.00	3.00%
6/24/2013	Avenue E	20	Milling and Resurfacing (1" AC)	8,848.00	55.69	\$17,696.00	3.00%
6/24/2013	Avenue E	30	Milling and Resurfacing (1" AC)	1,736.00	57.03	\$3,472.00	3.00%
6/24/2013	Avenue E	40	Milling and Resurfacing (1" AC)	6,624.00	65.44	\$13,248.00	3.00%
6/24/2013	Avenue E	140	Milling and Resurfacing (1" AC)	7,402.00	66.23	\$14,803.00	3.00%
6/24/2013	Avenue E	180	Milling and Resurfacing (1" AC)	5,842.00	63.23	\$11,684.00	3.00%
6/24/2013	Avenue F	70	Milling and Resurfacing (1" AC)	6,741.00	65.08	\$13,482.00	3.00%
6/24/2013	Avenue G	60	Milling and Resurfacing (1" AC)	5,006.00	66.72	\$10,012.00	3.00%
6/24/2013	Avenue H	30	Milling and Resurfacing (1" AC)	8,845.00	62.71	\$17,690.00	3.00%
6/24/2013	Avenue I	100	Milling and Resurfacing (1" AC)	9,504.00	64.25	\$19,008.00	3.00%
6/24/2013	Avenue K	10	Milling and Resurfacing (1" AC)	7,639.00	66.71	\$15,278.00	3.00%
6/24/2013	Avenue L	20	Milling and Resurfacing (1" AC)	14,858.00	63.23	\$29,716.00	3.00%
6/24/2013	Avenue L	50	Milling and Resurfacing (1" AC)	55,119.00	58.4	\$110,238.00	3.00%
6/24/2013	Avenue M	70	Milling and Resurfacing (1" AC)	7,126.00	63.46	\$14,252.00	3.00%
6/24/2013	Avenue N	40	Milling and Resurfacing (1" AC)	5,818.00	64.25	\$11,636.00	3.00%
6/24/2013	Avenue O	10	Milling and Resurfacing (1" AC)	2,436.00	59.85	\$4,872.00	3.00%
6/24/2013	Avenue O	130	Milling and Resurfacing (1" AC)	5,983.00	66.71	\$11,966.00	3.00%
6/24/2013	Avenue O	150	Milling and Resurfacing (1" AC)	5,572.00	62.61	\$11,144.00	3.00%
6/24/2013	Avenue O	170	Milling and Resurfacing (1" AC)	3,424.00	59.85	\$6,849.00	3.00%
6/24/2013	Avenue O	310	Milling and Resurfacing (1" AC)	3,034.00	59.61	\$6,067.00	3.00%
6/24/2013	Avenue P	40	Milling and Resurfacing (1" AC)	5,872.00	65.88	\$11,744.00	3.00%
6/24/2013	Avenue P	60	Milling and Resurfacing (1" AC)	37,018.00	65.24	\$74,035.00	3.00%
6/24/2013	Avenue Q	20	Milling and Resurfacing (1" AC)	4,893.00	65.88	\$9,786.00	3.00%
6/24/2013	Avenue Q	50	Milling and Resurfacing (1" AC)	4,893.00	66.72	\$9,786.00	3.00%
6/24/2013	Avenue R	60	Milling and Resurfacing (1" AC)	5,746.00	61.47	\$11,492.00	3.00%
6/24/2013	Avenue R	90	Milling and Resurfacing (1" AC)	16,736.00	67.02	\$33,472.00	3.00%
6/24/2013	Avenue R	140	Milling and Resurfacing (1" AC)	8,846.00	60.61	\$17,692.00	3.00%
6/24/2013	Avenue R	180	Milling and Resurfacing (1" AC)	19,342.00	58.4	\$38,685.00	3.00%
6/24/2013	Avenue S	100	Milling and Resurfacing (1" AC)	34,310.00	63.28	\$68,619.00	3.00%
6/24/2013	Avenue S	270	Milling and Resurfacing (1" AC)	6,257.00	63.92	\$12,514.00	3.00%
6/24/2013	Avenue T	20	Milling and Resurfacing (1" AC)	4,988.00	66.7	\$9,976.00	3.00%
6/24/2013	Avenue T	40	Milling and Resurfacing (1" AC)	5,878.00	66.71	\$11,757.00	3.00%
6/24/2013	Cook St	10	Milling and Resurfacing (1" AC)	3,098.00	61.25	\$6,197.00	3.00%
6/24/2013	Coral Way	10	Milling and Resurfacing (1" AC)	21,312.00	65.9	\$42,624.00	3.00%
6/24/2013	Dennis St	10	Milling and Resurfacing (1" AC)	5,777.00	65.89	\$11,554.00	3.00%
6/24/2013	Doral Way	10	Milling and Resurfacing (1" AC)	12,870.00	65.87	\$25,740.00	3.00%
6/24/2013	E 13th St	10	Milling and Resurfacing (1" AC)	20,041.00	58.15	\$40,082.00	3.00%
6/24/2013	E 16th St	20	Milling and Resurfacing (1" AC)	5,511.00	63.48	\$11,022.00	3.00%
6/24/2013	E 21st St	10	Milling and Resurfacing (1" AC)	7,902.00	63.48	\$15,804.00	3.00%
6/24/2013	E 22nd St	10	Milling and Resurfacing (1" AC)	9,480.00	62.71	\$18,960.00	3.00%
6/24/2013	E 25th St	10	Milling and Resurfacing (1" AC)	31,624.00	62.7	\$63,248.00	3.00%
6/24/2013	E 27th St	10	Milling and Resurfacing (1" AC)	35,501.00	65.89	\$71,003.00	3.00%
6/24/2013	E 28th St	10	Milling and Resurfacing (1" AC)	34,910.00	64.26	\$69,819.00	3.00%
6/24/2013	E 30th St	30	Milling and Resurfacing (1" AC)	4,798.00	64.26	\$9,596.00	3.00%
6/24/2013	Fairview L	10	Milling and Resurfacing (1" AC)	18,912.00	64.27	\$37,824.00	3.00%
6/24/2013	Interpace	10	Milling and Resurfacing (1" AC)	44,232.00	56.81	\$88,464.00	3.00%
6/24/2013	Interstate	10	Milling and Resurfacing (1" AC)	24,042.00	58.44	\$48,084.00	3.00%
6/24/2013	Interstate	10	Milling and Resurfacing (1" AC)	21,130.00	68.16	\$42,260.00	3.00%
6/24/2013	Island Dr	10	Milling and Resurfacing (1" AC)	9,602.00	63.48	\$19,205.00	3.00%
6/24/2013	Lake Dr	60	Milling and Resurfacing (1" AC)	2,574.00	65.9	\$5,148.00	3.00%

2013 RECOMMENDED PROJECTS FOR CRITICAL PCI METHOD

Year	Street Name	SectionID	Recommended Work	Area (SF)	PCI Before	Cost	Delay Penalty
6/24/2013	Lake Dr	90	Milling and Resurfacing (1" AC)	6,020.00	63.48	\$12,040.00	3.00%
6/24/2013	Leo Ln	10	Milling and Resurfacing (1" AC)	46,450.00	65.87	\$92,900.00	3.00%
6/24/2013	Maniki Dr	40	Milling and Resurfacing (1" AC)	26,363.00	64.25	\$52,725.00	3.00%
6/24/2013	Maxine Ave	10	Milling and Resurfacing (1" AC)	7,960.00	63.47	\$15,919.00	3.00%
6/24/2013	N 24th Ct	20	Milling and Resurfacing (1" AC)	3,406.00	58.14	\$6,811.00	3.00%
6/24/2013	N Harbor D	10	Milling and Resurfacing (1" AC)	12,500.00	65.9	\$25,000.00	3.00%
6/24/2013	N Harbor D	20	Milling and Resurfacing (1" AC)	14,384.00	68.43	\$28,768.00	3.00%
6/24/2013	Park Ave	10	Milling and Resurfacing (1" AC)	3,100.00	62.71	\$6,200.00	3.00%
6/24/2013	Park Ave	20	Overlay (1" AC)	948	78.32	\$1,502.00	17.76%
6/24/2013	Park Ave	50	Milling and Resurfacing (1" AC)	5,498.00	64.27	\$10,996.00	3.00%
6/24/2013	Park Ave	100	Milling and Resurfacing (1" AC)	3,888.00	65.08	\$7,776.00	3.00%
6/24/2013	Park Ave	120	Milling and Resurfacing (1" AC)	9,626.00	64.27	\$19,252.00	3.00%
6/24/2013	Plaza Cir	10	Milling and Resurfacing (1" AC)	6,280.00	66.73	\$12,560.00	3.00%
6/24/2013	Powell Dr	10	Milling and Resurfacing (1" AC)	29,118.00	68.43	\$58,236.00	3.00%
6/24/2013	Riviera Dr	20	Milling and Resurfacing (1" AC)	5,430.00	61.25	\$10,860.00	3.00%
6/24/2013	S Harbor D	20	Milling and Resurfacing (1" AC)	12,500.00	55.57	\$25,000.00	3.00%
6/24/2013	Singer Dr	10	Milling and Resurfacing (1" AC)	24,442.00	60.61	\$48,884.00	3.00%
6/24/2013	Singer Dr	40	Milling and Resurfacing (1" AC)	5,120.00	58.15	\$10,240.00	3.00%
6/24/2013	Sunset Ln	30	Milling and Resurfacing (1" AC)	2,590.00	65.9	\$5,180.00	3.00%
6/24/2013	Surf Way	10	Milling and Resurfacing (1" AC)	4,410.00	63.48	\$8,820.00	3.00%
6/24/2013	W 10th St	80	Milling and Resurfacing (1" AC)	11,034.00	56.82	\$22,069.00	3.00%
6/24/2013	W 10th St	100	Milling and Resurfacing (1" AC)	13,104.00	65.06	\$26,208.00	3.00%
6/24/2013	W 10th St	130	Milling and Resurfacing (1" AC)	13,023.00	62.69	\$26,047.00	3.00%
6/24/2013	W 12th St	40	Milling and Resurfacing (1" AC)	16,052.00	64.25	\$32,104.00	3.00%
6/24/2013	W 14th St	60	Milling and Resurfacing (1" AC)	14,079.00	68.42	\$28,158.00	3.00%
6/24/2013	W 15th St	10	Milling and Resurfacing (1" AC)	14,058.00	61.96	\$28,116.00	3.00%
6/24/2013	W 15th St	20	Milling and Resurfacing (1" AC)	21,175.00	57.02	\$42,350.00	3.00%
6/24/2013	W 15th St	60	Milling and Resurfacing (1" AC)	14,619.00	64.25	\$29,238.00	3.00%
6/24/2013	W 15th St	70	Milling and Resurfacing (1" AC)	22,058.00	66.72	\$44,117.00	3.00%
6/24/2013	W 15th St	80	Milling and Resurfacing (1" AC)	6,268.00	61.96	\$12,536.00	3.00%
6/24/2013	W 17th Ct	10	Milling and Resurfacing (1" AC)	13,114.00	60.37	\$26,228.00	3.00%
6/24/2013	W 17th Ct	40	Milling and Resurfacing (1" AC)	21,241.00	60.37	\$42,482.00	3.00%
6/24/2013	W 17th St	40	Milling and Resurfacing (1" AC)	40,022.00	59.85	\$80,043.00	3.00%
6/24/2013	W 19th St	10	Milling and Resurfacing (1" AC)	21,040.00	65.89	\$42,080.00	3.00%
6/24/2013	W 19th St	30	Milling and Resurfacing (1" AC)	18,336.00	62.71	\$36,672.00	3.00%
6/24/2013	W 19th St	40	Milling and Resurfacing (1" AC)	7,579.00	65.9	\$15,158.00	3.00%
6/24/2013	W 19th St	50	Milling and Resurfacing (1" AC)	17,428.00	65.87	\$34,856.00	3.00%
6/24/2013	W 1st St	20	Milling and Resurfacing (1" AC)	25,852.00	65.06	\$51,704.00	3.00%
6/24/2013	W 20th St	10	Milling and Resurfacing (1" AC)	4,422.00	56.83	\$8,844.00	3.00%
6/24/2013	W 20th St	20	Milling and Resurfacing (1" AC)	16,341.00	62.69	\$32,682.00	3.00%
6/24/2013	W 20th St	40	Milling and Resurfacing (1" AC)	6,412.00	62.71	\$12,824.00	3.00%
6/24/2013	W 21st St	40	Milling and Resurfacing (1" AC)	17,260.00	65.89	\$34,520.00	3.00%
6/24/2013	W 23rd St	10	Milling and Resurfacing (1" AC)	28,610.00	62.71	\$57,220.00	3.00%
6/24/2013	W 24th St	80	Milling and Resurfacing (1" AC)	7,190.00	55.56	\$14,379.00	3.00%
6/24/2013	W 25th St	30	Milling and Resurfacing (1" AC)	13,159.00	67.57	\$26,318.00	3.00%
6/24/2013	W 25th St	70	Milling and Resurfacing (1" AC)	19,565.00	65.88	\$39,130.00	3.00%
6/24/2013	W 26th Ct	10	Milling and Resurfacing (1" AC)	18,967.00	67.56	\$37,934.00	3.00%
6/24/2013	W 26th Ct	20	Milling and Resurfacing (1" AC)	5,441.00	65.88	\$10,881.00	3.00%
6/24/2013	W 26th Ct	40	Milling and Resurfacing (1" AC)	16,866.00	67.56	\$33,732.00	3.00%
6/24/2013	W 26th St	60	Milling and Resurfacing (1" AC)	18,965.00	56.82	\$37,930.00	3.00%
6/24/2013	W 26th St	70	Milling and Resurfacing (1" AC)	17,246.00	59.62	\$34,492.00	3.00%
6/24/2013	W 27th St	10	Milling and Resurfacing (1" AC)	14,253.00	66.72	\$28,506.00	3.00%
6/24/2013	W 27th St	30	Milling and Resurfacing (1" AC)	16,908.00	55.56	\$33,816.00	3.00%
6/24/2013	W 27th St	90	Milling and Resurfacing (1" AC)	41,121.00	65.89	\$82,242.00	3.00%
6/24/2013	W 28th St	60	Milling and Resurfacing (1" AC)	13,157.00	61.25	\$26,314.00	3.00%
6/24/2013	W 28th St	70	Milling and Resurfacing (1" AC)	18,449.00	58.14	\$36,898.00	3.00%
6/24/2013	W 29th St	10	Milling and Resurfacing (1" AC)	14,634.00	65.06	\$29,269.00	3.00%

2013 RECOMMENDED PROJECTS FOR CRITICAL PCI METHOD

Year	Street Name	SectionID	Recommended Work	Area (SF)	PCI Before	Cost	Delay Penalty
6/24/2013	W 29th St	60	Milling and Resurfacing (1" AC)	32,100.00	64.25	\$64,200.00	3.00%
6/24/2013	W 2nd St	10	Milling and Resurfacing (1" AC)	13,325.00	66.71	\$26,650.00	3.00%
6/24/2013	W 2nd St	70	Milling and Resurfacing (1" AC)	19,955.00	61.95	\$39,910.00	3.00%
6/24/2013	W 30th St	20	Milling and Resurfacing (1" AC)	28,624.00	66.72	\$57,248.00	3.00%
6/24/2013	W 30th St	60	Milling and Resurfacing (1" AC)	15,770.00	66.71	\$31,539.00	3.00%
6/24/2013	W 30th St	70	Milling and Resurfacing (1" AC)	18,290.00	65.06	\$36,579.00	3.00%
6/24/2013	W 31st St	20	Milling and Resurfacing (1" AC)	11,532.00	62.69	\$23,065.00	3.00%
6/24/2013	W 31st St	50	Milling and Resurfacing (1" AC)	12,141.00	66.71	\$24,282.00	3.00%
6/24/2013	W 32nd St	10	Milling and Resurfacing (1" AC)	18,343.00	56.81	\$36,686.00	3.00%
6/24/2013	W 32nd St	40	Milling and Resurfacing (1" AC)	28,213.00	68.41	\$56,426.00	3.00%
6/24/2013	W 32nd St	80	Milling and Resurfacing (1" AC)	18,388.00	66.71	\$36,775.00	3.00%
6/24/2013	W 33rd St	10	Milling and Resurfacing (1" AC)	28,153.00	63.47	\$56,307.00	3.00%
6/24/2013	W 34th St	20	Milling and Resurfacing (1" AC)	11,884.00	65.88	\$23,768.00	3.00%
6/24/2013	W 34th St	30	Milling and Resurfacing (1" AC)	5,500.00	60.61	\$11,000.00	3.00%
6/24/2013	W 34th St	40	Milling and Resurfacing (1" AC)	17,635.00	65.06	\$35,270.00	3.00%
6/24/2013	W 34th St	50	Milling and Resurfacing (1" AC)	5,830.00	65.88	\$11,660.00	3.00%
6/24/2013	W 34th St	90	Milling and Resurfacing (1" AC)	7,000.00	59.62	\$14,001.00	3.00%
6/24/2013	W 35th St	20	Milling and Resurfacing (1" AC)	26,510.00	67.56	\$53,020.00	3.00%
6/24/2013	W 35th St	40	Milling and Resurfacing (1" AC)	14,654.00	65.88	\$29,308.00	3.00%
6/24/2013	W 36th St	40	Milling and Resurfacing (1" AC)	20,781.00	56.82	\$41,562.00	3.00%
6/24/2013	W 36th St	100	Milling and Resurfacing (1" AC)	29,425.00	67.55	\$58,850.00	3.00%
6/24/2013	W 37th St	20	Milling and Resurfacing (1" AC)	5,500.00	64.26	\$11,000.00	3.00%
6/24/2013	W 3rd St	20	Milling and Resurfacing (1" AC)	18,785.00	65.88	\$37,570.00	3.00%
6/24/2013	W 4th St	30	Milling and Resurfacing (1" AC)	13,325.00	67.55	\$26,650.00	3.00%
6/24/2013	W 6th St	20	Milling and Resurfacing (1" AC)	26,049.00	61.95	\$52,099.00	3.00%
6/24/2013	W 6th St	80	Milling and Resurfacing (1" AC)	9,978.00	65.88	\$19,956.00	3.00%
6/24/2013	W 7th St	70	Milling and Resurfacing (1" AC)	13,088.00	68.4	\$26,177.00	3.00%
6/24/2013	W 9th St	30	Milling and Resurfacing (1" AC)	12,990.00	66.71	\$25,979.00	3.00%
6/24/2013	W 9th St	60	Milling and Resurfacing (1" AC)	13,000.00	66.71	\$26,000.00	3.00%
6/24/2013	Westroads	20	Milling and Resurfacing (1" AC)	18,368.00	64.25	\$36,736.00	3.00%
6/24/2013	Westroads	30	Milling and Resurfacing (1" AC)	23,461.00	62.69	\$46,922.00	3.00%

2014 RECOMMENDED PROJECTS FOR CRITICAL PCI METHOD

Year	Street Name	SectionID	Recommended Work	Area (SF)	PCI Before	Cost	Delay Penalty
6/24/2014	49th Ter N	10	Milling and Resurfacing (1" AC)	40,356.00	69.8	\$83,133.00	3.00%
6/24/2014	Ardmore Wa	10	Milling and Resurfacing (1" AC)	2,722.00	64.92	\$5,607.00	3.00%
6/24/2014	Ardmore Wa	20	Milling and Resurfacing (1" AC)	14,174.00	67.64	\$29,198.00	3.00%
6/24/2014	Avenue A	30	Milling and Resurfacing (1" AC)	3,282.00	67.51	\$6,761.00	3.00%
6/24/2014	Avenue A	50	Milling and Resurfacing (1" AC)	2,535.00	66.21	\$5,222.00	3.00%
6/24/2014	Avenue A	70	Milling and Resurfacing (1" AC)	4,785.00	64.91	\$9,857.00	3.00%
6/24/2014	Avenue A	90	Milling and Resurfacing (1" AC)	4,989.00	67.51	\$10,277.00	3.00%
6/24/2014	Avenue A	170	Milling and Resurfacing (1" AC)	2,421.00	69.08	\$4,987.00	3.00%
6/24/2014	Avenue C	20	Milling and Resurfacing (1" AC)	6,576.00	69.84	\$13,546.00	3.00%
6/24/2014	Avenue C	60	Milling and Resurfacing (1" AC)	3,843.00	67.64	\$7,917.00	3.00%
6/24/2014	Avenue C	130	Milling and Resurfacing (1" AC)	2,726.00	64.92	\$5,615.00	3.00%
6/24/2014	Avenue E	210	Milling and Resurfacing (1" AC)	7,032.00	66.21	\$14,486.00	3.00%
6/24/2014	Avenue E	240	Milling and Resurfacing (1" AC)	9,422.00	66.21	\$19,410.00	3.00%
6/24/2014	Avenue F	20	Milling and Resurfacing (1" AC)	3,353.00	67.64	\$6,907.00	3.00%
6/24/2014	Avenue F	50	Milling and Resurfacing (1" AC)	8,104.00	68.19	\$16,695.00	3.00%
6/24/2014	Avenue F	80	Milling and Resurfacing (1" AC)	7,176.00	65.59	\$14,783.00	3.00%
6/24/2014	Avenue F	210	Overlay (1" AC)	9,578.00	71.07	\$19,204.00	5.83%
6/24/2014	Avenue G	10	Milling and Resurfacing (1" AC)	4,728.00	67.63	\$9,740.00	3.00%
6/24/2014	Avenue G	100	Milling and Resurfacing (1" AC)	7,545.00	69.06	\$15,543.00	3.00%
6/24/2014	Avenue G	140	Milling and Resurfacing (1" AC)	6,240.00	64.9	\$12,854.00	3.00%
6/24/2014	Avenue G	150	Milling and Resurfacing (1" AC)	7,103.00	69.81	\$14,633.00	3.00%
6/24/2014	Avenue H	60	Milling and Resurfacing (1" AC)	6,500.00	68.33	\$13,390.00	3.00%
6/24/2014	Avenue H E	30	Milling and Resurfacing (1" AC)	5,032.00	64.91	\$10,366.00	3.00%
6/24/2014	Avenue H E	40	Milling and Resurfacing (1" AC)	18,777.00	66.21	\$38,681.00	3.00%
6/24/2014	Avenue H E	60	Milling and Resurfacing (1" AC)	5,372.00	67.51	\$11,066.00	3.00%
6/24/2014	Avenue H E	70	Milling and Resurfacing (1" AC)	5,468.00	65.57	\$11,264.00	3.00%
6/24/2014	Avenue H E	90	Milling and Resurfacing (1" AC)	5,766.00	69.6	\$11,878.00	3.00%
6/24/2014	Avenue H E	110	Milling and Resurfacing (1" AC)	5,002.00	66.21	\$10,304.00	3.00%
6/24/2014	Avenue H E	120	Milling and Resurfacing (1" AC)	5,940.00	68.88	\$12,236.00	3.00%
6/24/2014	Avenue H E	150	Milling and Resurfacing (1" AC)	6,024.00	69.6	\$12,409.00	3.00%
6/24/2014	Avenue H E	170	Milling and Resurfacing (1" AC)	6,615.00	69.6	\$13,628.00	3.00%
6/24/2014	Avenue H W	10	Milling and Resurfacing (1" AC)	5,702.00	68.18	\$11,747.00	3.00%
6/24/2014	Avenue H W	80	Overlay (1" AC)	17,338.00	71.06	\$34,769.00	5.80%
6/24/2014	Avenue I	10	Milling and Resurfacing (1" AC)	7,654.00	69.81	\$15,768.00	3.00%
6/24/2014	Avenue I	40	Milling and Resurfacing (1" AC)	6,401.00	68.33	\$13,186.00	3.00%
6/24/2014	Avenue J	50	Milling and Resurfacing (1" AC)	7,647.00	69.06	\$15,752.00	3.00%
6/24/2014	Avenue J	70	Milling and Resurfacing (1" AC)	6,503.00	66.91	\$13,395.00	3.00%
6/24/2014	Avenue J	90	Milling and Resurfacing (1" AC)	3,575.00	66.92	\$7,364.00	3.00%
6/24/2014	Avenue J	160	Milling and Resurfacing (1" AC)	6,063.00	68.33	\$12,490.00	3.00%
6/24/2014	Avenue L	60	Milling and Resurfacing (1" AC)	3,167.00	69.81	\$6,524.00	3.00%
6/24/2014	Avenue L	70	Milling and Resurfacing (1" AC)	6,308.00	66.22	\$12,994.00	3.00%
6/24/2014	Avenue M	40	Milling and Resurfacing (1" AC)	5,129.00	68.34	\$10,565.00	3.00%
6/24/2014	Avenue M	100	Milling and Resurfacing (1" AC)	5,689.00	69.82	\$11,720.00	3.00%
6/24/2014	Avenue N	80	Milling and Resurfacing (1" AC)	3,031.00	67.61	\$6,244.00	3.00%
6/24/2014	Avenue O	80	Milling and Resurfacing (1" AC)	7,094.00	64.9	\$14,614.00	3.00%
6/24/2014	Avenue O	90	Milling and Resurfacing (1" AC)	10,881.00	66.84	\$22,414.00	3.00%
6/24/2014	Avenue O	110	Milling and Resurfacing (1" AC)	5,792.00	66.22	\$11,932.00	3.00%
6/24/2014	Avenue O	140	Milling and Resurfacing (1" AC)	8,966.00	64.91	\$18,469.00	3.00%
6/24/2014	Avenue O	180	Overlay (1" AC)	3,842.00	70.31	\$7,852.00	3.80%
6/24/2014	Avenue O	190	Milling and Resurfacing (1" AC)	3,139.00	66.2	\$6,466.00	3.00%
6/24/2014	Avenue O	200	Milling and Resurfacing (1" AC)	5,505.00	68.17	\$11,340.00	3.00%
6/24/2014	Avenue O	210	Milling and Resurfacing (1" AC)	5,936.00	68.17	\$12,228.00	3.00%
6/24/2014	Avenue O	230	Overlay (1" AC)	5,722.00	71.35	\$11,390.00	6.60%
6/24/2014	Avenue O	240	Milling and Resurfacing (1" AC)	3,632.00	68.17	\$7,481.00	3.00%
6/24/2014	Avenue P	50	Milling and Resurfacing (1" AC)	4,893.00	65.56	\$10,079.00	3.00%
6/24/2014	Avenue P	70	Milling and Resurfacing (1" AC)	42,560.00	68.93	\$87,674.00	3.00%
6/24/2014	Avenue R	80	Overlay (1" AC)	5,810.00	70.31	\$11,876.00	3.80%

2014 RECOMMENDED PROJECTS FOR CRITICAL PCI METHOD

Year	Street Name	SectionID	Recommended Work	Area (SF)	PCI Before	Cost	Delay Penalty
6/24/2014	Avenue R	100	Overlay (1" AC)	23,413.00	71.05	\$46,965.00	5.78%
6/24/2014	Avenue R	150	Overlay (1" AC)	5,883.00	70.31	\$12,025.00	3.80%
6/24/2014	Avenue S	20	Milling and Resurfacing (1" AC)	5,284.00	69.58	\$10,886.00	3.00%
6/24/2014	Avenue S	50	Milling and Resurfacing (1" AC)	6,991.00	64.89	\$14,402.00	3.00%
6/24/2014	Avenue S	90	Milling and Resurfacing (1" AC)	5,850.00	68.17	\$12,051.00	3.00%
6/24/2014	Avenue S	130	Milling and Resurfacing (1" AC)	8,715.00	64.89	\$17,953.00	3.00%
6/24/2014	Avenue S	200	Milling and Resurfacing (1" AC)	7,497.00	69.58	\$15,444.00	3.00%
6/24/2014	Avenue S	280	Overlay (1" AC)	5,570.00	70.31	\$11,386.00	3.80%
6/24/2014	Avenue S	300	Milling and Resurfacing (1" AC)	6,054.00	69.58	\$12,472.00	3.00%
6/24/2014	Avenue U	20	Milling and Resurfacing (1" AC)	5,278.00	65.55	\$10,872.00	3.00%
6/24/2014	Avenue U	60	Overlay (1" AC)	12,537.00	70.56	\$25,465.00	4.46%
6/24/2014	Avenue Z	10	Milling and Resurfacing (1" AC)	3,942.00	69.8	\$8,121.00	3.00%
6/24/2014	Avenue Z	20	Milling and Resurfacing (1" AC)	22,513.00	66.9	\$46,376.00	3.00%
6/24/2014	Azalea Dr	10	Milling and Resurfacing (1" AC)	15,834.00	69.82	\$32,618.00	3.00%
6/24/2014	Canterbury	10	Milling and Resurfacing (1" AC)	5,720.00	68.32	\$11,783.00	3.00%
6/24/2014	Canterbury	20	Milling and Resurfacing (1" AC)	13,257.00	69.8	\$27,310.00	3.00%
6/24/2014	Champions	10	Milling and Resurfacing (1" AC)	15,138.00	69.05	\$31,185.00	3.00%
6/24/2014	Commercial	20	Milling and Resurfacing (1" AC)	16,834.00	67.63	\$34,677.00	3.00%
6/24/2014	Cook St	30	Milling and Resurfacing (1" AC)	3,388.00	66.93	\$6,978.00	3.00%
6/24/2014	Devons Rd	10	Milling and Resurfacing (1" AC)	16,534.00	66.98	\$34,060.00	3.00%
6/24/2014	Doral Way	20	Milling and Resurfacing (1" AC)	22,746.00	66.9	\$46,856.00	3.00%
6/24/2014	E 12th St	20	Milling and Resurfacing (1" AC)	4,598.00	66.22	\$9,472.00	3.00%
6/24/2014	E 14th St	20	Milling and Resurfacing (1" AC)	10,000.00	66.91	\$20,600.00	3.00%
6/24/2014	E 16th St	10	Milling and Resurfacing (1" AC)	12,107.00	66.93	\$24,940.00	3.00%
6/24/2014	E 23rd St	10	Milling and Resurfacing (1" AC)	13,370.00	68.35	\$27,542.00	3.00%
6/24/2014	E 23rd St	20	Milling and Resurfacing (1" AC)	8,018.00	69.83	\$16,517.00	3.00%
6/24/2014	E 24th St	30	Milling and Resurfacing (1" AC)	8,116.00	69.08	\$16,719.00	3.00%
6/24/2014	E 24th St	40	Milling and Resurfacing (1" AC)	10,344.00	68.35	\$21,309.00	3.00%
6/24/2014	E 25th St	20	Milling and Resurfacing (1" AC)	8,600.00	65.57	\$17,716.00	3.00%
6/24/2014	E 30th St	10	Milling and Resurfacing (1" AC)	15,238.00	67.99	\$31,389.00	3.00%
6/24/2014	E 34th St	10	Overlay (1" AC)	10,934.00	70.59	\$22,192.00	4.54%
6/24/2014	Essex Ln	10	Milling and Resurfacing (1" AC)	8,710.00	69.05	\$17,942.00	3.00%
6/24/2014	Essex Ln	20	Milling and Resurfacing (1" AC)	8,892.00	69.05	\$18,318.00	3.00%
6/24/2014	Fairview L	30	Overlay (1" AC)	28,966.00	71.37	\$57,626.00	6.65%
6/24/2014	Inisbrook	10	Milling and Resurfacing (1" AC)	18,645.00	66.9	\$38,409.00	3.00%
6/24/2014	Interstate	10	Milling and Resurfacing (1" AC)	32,503.00	68.92	\$66,955.00	3.00%
6/24/2014	Lake Dr	20	Milling and Resurfacing (1" AC)	2,900.00	66.93	\$5,974.00	3.00%
6/24/2014	Lake Dr	40	Milling and Resurfacing (1" AC)	2,800.00	66.25	\$5,768.00	3.00%
6/24/2014	Lewis Rd	10	Milling and Resurfacing (1" AC)	11,443.00	66.92	\$23,572.00	3.00%
6/24/2014	Maniki Dr	20	Milling and Resurfacing (1" AC)	5,434.00	67.6	\$11,194.00	3.00%
6/24/2014	Manor Dr	10	Milling and Resurfacing (1" AC)	4,772.00	66.93	\$9,830.00	3.00%
6/24/2014	Morse Blvd	20	Milling and Resurfacing (1" AC)	4,820.00	66.25	\$9,929.00	3.00%
6/24/2014	N 25th Ct	20	Milling and Resurfacing (1" AC)	5,108.00	67.62	\$10,523.00	3.00%
6/24/2014	N Sugar Sa	10	Milling and Resurfacing (1" AC)	8,368.00	69.09	\$17,237.00	3.00%
6/24/2014	Park Ave	110	Milling and Resurfacing (1" AC)	8,926.00	69.84	\$18,388.00	3.00%
6/24/2014	S 25th Ct	10	Milling and Resurfacing (1" AC)	6,103.00	66.92	\$12,572.00	3.00%
6/24/2014	Seabird Wa	10	Milling and Resurfacing (1" AC)	36,608.00	66.9	\$75,412.00	3.00%
6/24/2014	Shore Dr	20	Milling and Resurfacing (1" AC)	4,564.00	69.08	\$9,402.00	3.00%
6/24/2014	Surf Rd	20	Milling and Resurfacing (1" AC)	6,258.00	69.84	\$12,891.00	3.00%
6/24/2014	Timber Run	10	Milling and Resurfacing (1" AC)	15,171.00	68.32	\$31,253.00	3.00%
6/24/2014	W 10th St	40	Milling and Resurfacing (1" AC)	6,005.00	65.57	\$12,370.00	3.00%
6/24/2014	W 10th St	50	Milling and Resurfacing (1" AC)	9,115.00	69.81	\$18,777.00	3.00%
6/24/2014	W 10th St	150	Milling and Resurfacing (1" AC)	11,731.00	67.61	\$24,166.00	3.00%
6/24/2014	W 11th St	70	Milling and Resurfacing (1" AC)	3,038.00	69.8	\$6,258.00	3.00%
6/24/2014	W 11th St	90	Milling and Resurfacing (1" AC)	10,374.00	65.55	\$21,370.00	3.00%
6/24/2014	W 12th St	60	Milling and Resurfacing (1" AC)	38,899.00	69.8	\$80,131.00	3.00%
6/24/2014	W 13th Ct	10	Milling and Resurfacing (1" AC)	60,115.00	64.12	\$123,837.00	3.00%

2014 RECOMMENDED PROJECTS FOR CRITICAL PCI METHOD

Year	Street Name	SectionID	Recommended Work	Area (SF)	PCI Before	Cost	Delay Penalty
6/24/2014	W 13th St	20	Milling and Resurfacing (1" AC)	11,178.00	69.58	\$23,026.00	3.00%
6/24/2014	W 13th St	30	Milling and Resurfacing (1" AC)	5,029.00	69.58	\$10,360.00	3.00%
6/24/2014	W 13th St	60	Milling and Resurfacing (1" AC)	8,573.00	66.93	\$17,660.00	3.00%
6/24/2014	W 13th St	90	Milling and Resurfacing (1" AC)	7,176.00	68.87	\$14,783.00	3.00%
6/24/2014	W 13th St	120	Milling and Resurfacing (1" AC)	11,843.00	66.91	\$24,397.00	3.00%
6/24/2014	W 13th St	130	Overlay (1" AC)	23,445.00	71.05	\$47,030.00	5.78%
6/24/2014	W 14th St	30	Milling and Resurfacing (1" AC)	13,975.00	66.24	\$28,788.00	3.00%
6/24/2014	W 14th St	90	Overlay (1" AC)	20,828.00	71.33	\$41,479.00	6.54%
6/24/2014	W 15th St	30	Milling and Resurfacing (1" AC)	12,902.00	67.63	\$26,579.00	3.00%
6/24/2014	W 16th St	10	Milling and Resurfacing (1" AC)	14,597.00	66.22	\$30,070.00	3.00%
6/24/2014	W 16th St	30	Milling and Resurfacing (1" AC)	11,827.00	64.92	\$24,364.00	3.00%
6/24/2014	W 17th St	50	Milling and Resurfacing (1" AC)	31,092.00	68.17	\$64,049.00	3.00%
6/24/2014	W 18th St	10	Overlay (1" AC)	15,474.00	71.37	\$30,785.00	6.65%
6/24/2014	W 19th St	20	Milling and Resurfacing (1" AC)	5,484.00	64.92	\$11,297.00	3.00%
6/24/2014	W 1st St	70	Milling and Resurfacing (1" AC)	13,338.00	66.91	\$27,476.00	3.00%
6/24/2014	W 20th St	50	Overlay (1" AC)	21,928.00	71.08	\$43,952.00	5.86%
6/24/2014	W 22nd St	30	Milling and Resurfacing (1" AC)	13,939.00	69.8	\$28,713.00	3.00%
6/24/2014	W 22nd St	60	Milling and Resurfacing (1" AC)	27,069.00	67.64	\$55,762.00	3.00%
6/24/2014	W 24th St	40	Milling and Resurfacing (1" AC)	35,323.00	66.25	\$72,766.00	3.00%
6/24/2014	W 25th Ct	10	Milling and Resurfacing (1" AC)	3,802.00	64.91	\$7,831.00	3.00%
6/24/2014	W 25th St	80	Milling and Resurfacing (1" AC)	18,967.00	66.92	\$39,072.00	3.00%
6/24/2014	W 26th Ct	30	Milling and Resurfacing (1" AC)	19,570.00	66.92	\$40,313.00	3.00%
6/24/2014	W 26th Ct	60	Milling and Resurfacing (1" AC)	2,860.00	66.23	\$5,892.00	3.00%
6/24/2014	W 28th St	10	Milling and Resurfacing (1" AC)	14,762.00	66.92	\$30,411.00	3.00%
6/24/2014	W 30th St	10	Milling and Resurfacing (1" AC)	29,425.00	69.06	\$60,615.00	3.00%
6/24/2014	W 30th St	50	Milling and Resurfacing (1" AC)	18,435.00	66.22	\$37,976.00	3.00%
6/24/2014	W 30th St	80	Milling and Resurfacing (1" AC)	3,115.00	68.33	\$6,417.00	3.00%
6/24/2014	W 32nd St	20	Milling and Resurfacing (1" AC)	14,667.00	67.61	\$30,215.00	3.00%
6/24/2014	W 33rd St	20	Milling and Resurfacing (1" AC)	34,109.00	69.81	\$70,265.00	3.00%
6/24/2014	W 34th St	110	Milling and Resurfacing (1" AC)	34,109.00	68.33	\$70,265.00	3.00%
6/24/2014	W 35th St	10	Milling and Resurfacing (1" AC)	11,557.00	69.81	\$23,807.00	3.00%
6/24/2014	W 35th St	90	Overlay (1" AC)	16,008.00	70.57	\$32,506.00	4.49%
6/24/2014	W 36th St	10	Milling and Resurfacing (1" AC)	14,524.00	69.81	\$29,920.00	3.00%
6/24/2014	W 36th St	70	Milling and Resurfacing (1" AC)	12,417.00	69.06	\$25,579.00	3.00%
6/24/2014	W 37th Ct	10	Milling and Resurfacing (1" AC)	21,985.00	66.91	\$45,288.00	3.00%
6/24/2014	W 37th St	10	Milling and Resurfacing (1" AC)	8,540.00	64.91	\$17,593.00	3.00%
6/24/2014	W 37th St	30	Milling and Resurfacing (1" AC)	17,450.00	68.34	\$35,948.00	3.00%
6/24/2014	W 37th St	50	Milling and Resurfacing (1" AC)	12,558.00	67.62	\$25,869.00	3.00%
6/24/2014	W 37th St	60	Milling and Resurfacing (1" AC)	26,551.00	66.22	\$54,695.00	3.00%
6/24/2014	W 37th St	80	Overlay (1" AC)	16,452.00	71.35	\$32,747.00	6.60%
6/24/2014	W 3rd St	30	Milling and Resurfacing (1" AC)	13,325.00	66.22	\$27,449.00	3.00%
6/24/2014	W 3rd St	40	Milling and Resurfacing (1" AC)	13,348.00	68.33	\$27,498.00	3.00%
6/24/2014	W 4th St	10	Milling and Resurfacing (1" AC)	25,792.00	67.61	\$53,131.00	3.00%
6/24/2014	W 5th St	20	Milling and Resurfacing (1" AC)	11,422.00	67.61	\$23,529.00	3.00%
6/24/2014	W 5th St	30	Milling and Resurfacing (1" AC)	13,421.00	66.22	\$27,648.00	3.00%
6/24/2014	W 6th St	50	Milling and Resurfacing (1" AC)	13,000.00	67.61	\$26,780.00	3.00%
6/24/2014	W 6th St	70	Milling and Resurfacing (1" AC)	13,317.00	66.91	\$27,433.00	3.00%
6/24/2014	W 6th St	90	Milling and Resurfacing (1" AC)	12,168.00	68.33	\$25,066.00	3.00%
6/24/2014	W 7th St	60	Milling and Resurfacing (1" AC)	9,181.00	69.06	\$18,912.00	3.00%
6/24/2014	W 9th St	70	Milling and Resurfacing (1" AC)	7,207.00	67.61	\$14,847.00	3.00%
6/24/2014	W 9th St	80	Milling and Resurfacing (1" AC)	13,078.00	67.61	\$26,941.00	3.00%
6/24/2014	W 9th St	110	Milling and Resurfacing (1" AC)	17,267.00	66.22	\$35,569.00	3.00%
6/24/2014	W23rd St	10	Milling and Resurfacing (1" AC)	17,163.00	67.62	\$35,355.00	3.00%
6/24/2014	Westcheste	10	Milling and Resurfacing (1" AC)	5,779.00	66.9	\$11,906.00	3.00%
6/24/2014	Westroads	10	Milling and Resurfacing (1" AC)	20,748.00	69.05	\$42,741.00	3.00%
6/24/2014	White Dr	10	Milling and Resurfacing (1" AC)	32,060.00	67.95	\$66,044.00	3.00%
6/24/2014	Z Ter	10	Milling and Resurfacing (1" AC)	22,040.00	67.6	\$45,402.00	3.00%

2015 RECOMMENDED PROJECTS FOR CRITICAL PCI METHOD

Year	Street Name	SectionID	Recommended Work	Area (SF)	PCI Before	Cost	Delay Penalty
6/24/2015	Ardmore Wa	30	Milling and Resurfacing (1" AC)	5,328.00	69.21	\$11,305.00	3.00%
6/24/2015	Avenue A	80	Milling and Resurfacing (1" AC)	6,018.00	68.63	\$12,769.00	3.00%
6/24/2015	Avenue A	120	Milling and Resurfacing (1" AC)	24,537.00	69.89	\$52,063.00	3.00%
6/24/2015	Avenue A	140	Milling and Resurfacing (1" AC)	5,278.00	68.55	\$11,198.00	3.00%
6/24/2015	Avenue B	50	Milling and Resurfacing (1" AC)	4,363.00	67.91	\$9,258.00	3.00%
6/24/2015	Avenue C	10	Milling and Resurfacing (1" AC)	3,947.00	69.89	\$8,374.00	3.00%
6/24/2015	Avenue E	10	Overlay (1" AC)	8,654.00	70.55	\$18,110.00	4.44%
6/24/2015	Avenue E	80	Milling and Resurfacing (1" AC)	4,776.00	68.04	\$10,134.00	3.00%
6/24/2015	Avenue E	90	Milling and Resurfacing (1" AC)	7,619.00	68.04	\$16,166.00	3.00%
6/24/2015	Avenue E	110	Overlay (1" AC)	7,474.00	71.23	\$15,370.00	6.27%
6/24/2015	Avenue E	150	Overlay (1" AC)	4,500.00	71.28	\$9,243.00	6.41%
6/24/2015	Avenue E	190	Overlay (1" AC)	4,627.00	71.23	\$9,516.00	6.27%
6/24/2015	Avenue E	270	Milling and Resurfacing (1" AC)	6,938.00	68.04	\$14,722.00	3.00%
6/24/2015	Avenue F	40	Milling and Resurfacing (1" AC)	7,280.00	68.04	\$15,447.00	3.00%
6/24/2015	Avenue F	100	Milling and Resurfacing (1" AC)	21,047.00	68.63	\$44,657.00	3.00%
6/24/2015	Avenue F	130	Overlay (1" AC)	6,778.00	70.59	\$14,170.00	4.54%
6/24/2015	Avenue G	40	Overlay (1" AC)	6,988.00	70.59	\$14,608.00	4.54%
6/24/2015	Avenue G	70	Overlay (1" AC)	5,000.00	70.58	\$10,455.00	4.52%
6/24/2015	Avenue H	100	Milling and Resurfacing (1" AC)	6,240.00	67.26	\$13,240.00	3.00%
6/24/2015	Avenue H	110	Milling and Resurfacing (1" AC)	6,464.00	68.52	\$13,714.00	3.00%
6/24/2015	Avenue H E	80	Milling and Resurfacing (1" AC)	6,226.00	68.63	\$13,210.00	3.00%
6/24/2015	Avenue H E	100	Overlay (1" AC)	6,072.00	71.23	\$12,487.00	6.27%
6/24/2015	Avenue H E	130	Milling and Resurfacing (1" AC)	5,804.00	69.25	\$12,315.00	3.00%
6/24/2015	Avenue H E	140	Overlay (1" AC)	5,002.00	70.55	\$10,467.00	4.44%
6/24/2015	Avenue H E	180	Milling and Resurfacing (1" AC)	5,940.00	68.04	\$12,603.00	3.00%
6/24/2015	Avenue H W	20	Overlay (1" AC)	29,636.00	71.92	\$59,864.00	8.19%
6/24/2015	Avenue H W	60	Overlay (1" AC)	35,882.00	70.55	\$75,088.00	4.44%
6/24/2015	Avenue I	30	Milling and Resurfacing (1" AC)	6,370.00	69.19	\$13,516.00	3.00%
6/24/2015	Avenue I	50	Milling and Resurfacing (1" AC)	7,069.00	68.53	\$14,998.00	3.00%
6/24/2015	Avenue I	70	Milling and Resurfacing (1" AC)	5,964.00	69.19	\$12,655.00	3.00%
6/24/2015	Avenue I	110	Overlay (1" AC)	11,047.00	71.27	\$22,694.00	6.38%
6/24/2015	Avenue I	120	Overlay (1" AC)	7,836.00	70.56	\$16,394.00	4.46%
6/24/2015	Avenue J	80	Milling and Resurfacing (1" AC)	6,539.00	69.86	\$13,874.00	3.00%
6/24/2015	Avenue J	150	Milling and Resurfacing (1" AC)	2,795.00	69.19	\$5,930.00	3.00%
6/24/2015	Avenue M	10	Milling and Resurfacing (1" AC)	1,675.00	69.87	\$3,554.00	3.00%
6/24/2015	Avenue M	20	Milling and Resurfacing (1" AC)	4,895.00	67.89	\$10,386.00	3.00%
6/24/2015	Avenue N	30	Overlay (1" AC)	6,490.00	71.27	\$13,332.00	6.38%
6/24/2015	Avenue N	60	Overlay (1" AC)	7,660.00	71.27	\$15,736.00	6.38%
6/24/2015	Avenue O	30	Milling and Resurfacing (1" AC)	4,124.00	68.62	\$8,751.00	3.00%
6/24/2015	Avenue O	100	Overlay (1" AC)	5,269.00	71.27	\$10,825.00	6.38%
6/24/2015	Avenue O	120	Milling and Resurfacing (1" AC)	3,374.00	69.24	\$7,159.00	3.00%
6/24/2015	Avenue O	220	Overlay (1" AC)	4,225.00	71.21	\$8,694.00	6.21%
6/24/2015	Avenue O	270	Overlay (1" AC)	6,227.00	71.28	\$12,790.00	6.41%
6/24/2015	Avenue O	280	Overlay (1" AC)	5,498.00	71.27	\$11,295.00	6.38%
6/24/2015	Avenue P	80	Overlay (1" AC)	36,414.00	70.54	\$76,221.00	4.41%
6/24/2015	Avenue Q	10	Overlay (1" AC)	4,893.00	71.28	\$10,049.00	6.41%
6/24/2015	Avenue Q	30	Milling and Resurfacing (1" AC)	5,782.00	69.19	\$12,267.00	3.00%
6/24/2015	Avenue Q	40	Milling and Resurfacing (1" AC)	4,893.00	67.89	\$10,382.00	3.00%
6/24/2015	Avenue R	10	Milling and Resurfacing (1" AC)	4,974.00	69.17	\$10,554.00	3.00%
6/24/2015	Avenue R	20	Overlay (1" AC)	1,817.00	75.68	\$3,309.00	14.70%
6/24/2015	Avenue R	130	Overlay (1" AC)	37,198.00	71.21	\$76,538.00	6.21%
6/24/2015	Avenue S	120	Overlay (1" AC)	9,520.00	70.54	\$19,927.00	4.41%
6/24/2015	Avenue S	160	Milling and Resurfacing (1" AC)	1,461.00	69.88	\$3,100.00	3.00%
6/24/2015	Avenue S	180	Milling and Resurfacing (1" AC)	1,773.00	68.62	\$3,762.00	3.00%
6/24/2015	Avenue S	240	Milling and Resurfacing (1" AC)	5,524.00	68.02	\$11,721.00	3.00%
6/24/2015	Avenue T	10	Milling and Resurfacing (1" AC)	6,021.00	69.86	\$12,776.00	3.00%
6/24/2015	Avenue T	30	Milling and Resurfacing (1" AC)	6,087.00	69.86	\$12,916.00	3.00%

Year	Street Name	SectionID	Recommended Work	Area (SF)	PCI Before	Cost	Delay Penalty
6/24/2015	Avenue T	50	Milling and Resurfacing (1" AC)	6,041.00	68.52	\$12,818.00	3.00%
6/24/2015	Avenue T	60	Milling and Resurfacing (1" AC)	5,883.00	69.86	\$12,482.00	3.00%
6/24/2015	Avenue T	70	Milling and Resurfacing (1" AC)	6,052.00	69.19	\$12,842.00	3.00%
6/24/2015	Avenue T	80	Overlay (1" AC)	5,402.00	70.55	\$11,304.00	4.44%
6/24/2015	Avenue T	90	Overlay (1" AC)	4,710.00	70.55	\$9,856.00	4.44%
6/24/2015	Avenue T	110	Milling and Resurfacing (1" AC)	6,030.00	69.86	\$12,795.00	3.00%
6/24/2015	Avenue U	40	Milling and Resurfacing (1" AC)	7,556.00	69.17	\$16,031.00	3.00%
6/24/2015	Avenue U	70	Overlay (1" AC)	9,160.00	70.55	\$19,168.00	4.44%
6/24/2015	Beach Rd	30	Overlay (1" AC)	12,500.00	71.3	\$25,660.00	6.46%
6/24/2015	Bimini Ln	10	Overlay (1" AC)	53,428.00	70.59	\$111,691.00	4.54%
6/24/2015	Canterbury	20	Overlay (1" AC)	5,720.00	70.55	\$11,970.00	4.44%
6/24/2015	Canterbury	30	Overlay (1" AC)	31,559.00	70.55	\$66,041.00	4.44%
6/24/2015	Commercial	30	Milling and Resurfacing (1" AC)	9,974.00	69.88	\$21,164.00	3.00%
6/24/2015	Coral Way	30	Overlay (1" AC)	23,936.00	71.3	\$49,137.00	6.46%
6/24/2015	E 12th St	10	Milling and Resurfacing (1" AC)	5,402.00	67.88	\$11,462.00	3.00%
6/24/2015	E 13th St	20	Milling and Resurfacing (1" AC)	5,556.00	67.28	\$11,789.00	3.00%
6/24/2015	E 22nd Ct	10	Milling and Resurfacing (1" AC)	11,098.00	69.89	\$23,547.00	3.00%
6/24/2015	E 23rd St	30	Overlay (1" AC)	10,661.00	71.3	\$21,886.00	6.46%
6/24/2015	E 29th Ct	10	Overlay (1" AC)	19,342.00	71.3	\$39,707.00	6.46%
6/24/2015	Emerald Dr	10	Milling and Resurfacing (1" AC)	24,380.00	69.89	\$51,729.00	3.00%
6/24/2015	Fairview L	20	Milling and Resurfacing (1" AC)	3,240.00	69.89	\$6,875.00	3.00%
6/24/2015	Grand Baha	10	Overlay (1" AC)	20,932.00	71.3	\$42,970.00	6.46%
6/24/2015	Grandview	20	Milling and Resurfacing (1" AC)	9,251.00	69.89	\$19,628.00	3.00%
6/24/2015	Gulfstream	10	Overlay (1" AC)	48,398.00	70.59	\$101,176.00	4.54%
6/24/2015	Interstate	10	Milling and Resurfacing (1" AC)	33,875.00	67.71	\$71,877.00	3.00%
6/24/2015	Lake Dr	30	Milling and Resurfacing (1" AC)	3,858.00	68.55	\$8,186.00	3.00%
6/24/2015	Lake Dr	110	Overlay (1" AC)	7,017.00	70.59	\$14,670.00	4.54%
6/24/2015	Manor Dr	20	Overlay (1" AC)	16,766.00	70.59	\$35,049.00	4.54%
6/24/2015	N 25th Ct	10	Milling and Resurfacing (1" AC)	6,457.00	69.19	\$13,700.00	3.00%
6/24/2015	Park Ave	60	Milling and Resurfacing (1" AC)	7,532.00	69.89	\$15,981.00	3.00%
6/24/2015	S 24th Ct	10	Milling and Resurfacing (1" AC)	6,332.00	67.27	\$13,434.00	3.00%
6/24/2015	Sandy Ln	10	Overlay (1" AC)	14,847.00	70.59	\$31,037.00	4.54%
6/24/2015	Singer Dr	20	Milling and Resurfacing (1" AC)	7,186.00	69.89	\$15,247.00	3.00%
6/24/2015	Singer Dr	30	Overlay (1" AC)	15,184.00	72.03	\$30,582.00	8.51%
6/24/2015	Sugar Sand	70	Overlay (1" AC)	10,408.00	71.3	\$21,366.00	6.46%
6/24/2015	Sunset Ln	20	Overlay (1" AC)	5,014.00	71.3	\$10,293.00	6.46%
6/24/2015	Sunset Ln	40	Milling and Resurfacing (1" AC)	5,016.00	69.89	\$10,643.00	3.00%
6/24/2015	Timber Run	10	Milling and Resurfacing (1" AC)	5,155.00	67.25	\$10,937.00	3.00%
6/24/2015	Timber Run	10	Overlay (1" AC)	14,898.00	70.55	\$31,177.00	4.44%
6/24/2015	Timber Run	20	Milling and Resurfacing (1" AC)	5,434.00	67.88	\$11,530.00	3.00%
6/24/2015	W 10th St	10	Overlay (1" AC)	12,337.00	71.27	\$25,346.00	6.38%
6/24/2015	W 10th St	60	Milling and Resurfacing (1" AC)	13,346.00	68.52	\$28,317.00	3.00%
6/24/2015	W 10th St	90	Overlay (1" AC)	31,738.00	70.66	\$66,231.00	4.73%
6/24/2015	W 10th St	140	Overlay (1" AC)	17,269.00	70.55	\$36,138.00	4.44%
6/24/2015	W 11th St	50	Milling and Resurfacing (1" AC)	10,274.00	69.17	\$21,799.00	3.00%
6/24/2015	W 12th Ct	10	Milling and Resurfacing (1" AC)	5,246.00	67.88	\$11,131.00	3.00%
6/24/2015	W 12th Ct	20	Overlay (1" AC)	15,812.00	70.55	\$33,089.00	4.44%
6/24/2015	W 12th St	10	Overlay (1" AC)	3,702.00	70.55	\$7,748.00	4.44%
6/24/2015	W 13th St	50	Milling and Resurfacing (1" AC)	23,556.00	69.88	\$49,982.00	3.00%
6/24/2015	W 13th St	170	Overlay (1" AC)	70,699.00	71.21	\$145,472.00	6.21%
6/24/2015	W 14th St	10	Overlay (1" AC)	6,529.00	71.3	\$13,402.00	6.46%
6/24/2015	W 15th St	40	Milling and Resurfacing (1" AC)	11,236.00	69.88	\$23,841.00	3.00%
6/24/2015	W 15th St	110	Overlay (1" AC)	17,306.00	71.26	\$35,562.00	6.35%
6/24/2015	W 17th Ct	20	Milling and Resurfacing (1" AC)	5,156.00	67.88	\$10,940.00	3.00%
6/24/2015	W 17th St	60	Overlay (1" AC)	17,228.00	71.26	\$35,402.00	6.35%
6/24/2015	W 18th St	20	Overlay (1" AC)	17,397.00	70.55	\$36,405.00	4.44%
6/24/2015	W 18th St	40	Overlay (1" AC)	18,742.00	71.3	\$38,474.00	6.46%

2015 RECOMMENDED PROJECTS FOR CRITICAL PCI METHOD

Year	Street Name	SectionID	Recommended Work	Area (SF)	PCI Before	Cost	Delay Penalty
6/24/2015	W 1st St	10	Overlay (1" AC)	20,779.00	72	\$41,885.00	8.42%
6/24/2015	W 1st St	30	Overlay (1" AC)	13,325.00	71.27	\$27,375.00	6.38%
6/24/2015	W 1st St	60	Overlay (1" AC)	24,032.00	71.27	\$49,372.00	6.38%
6/24/2015	W 20th St	60	Milling and Resurfacing (1" AC)	6,050.00	67.91	\$12,837.00	3.00%
6/24/2015	W 20th St	80	Milling and Resurfacing (1" AC)	18,453.00	69.27	\$39,154.00	3.00%
6/24/2015	W 23rd St	50	Milling and Resurfacing (1" AC)	14,762.00	69.21	\$31,323.00	3.00%
6/24/2015	W 24th St	90	Milling and Resurfacing (1" AC)	18,967.00	69.19	\$40,245.00	3.00%
6/24/2015	W 25th St	20	Milling and Resurfacing (1" AC)	5,160.00	68.53	\$10,948.00	3.00%
6/24/2015	W 26th Ct	50	Overlay (1" AC)	12,960.00	70.56	\$27,114.00	4.46%
6/24/2015	W 26th Ct	70	Overlay (1" AC)	12,797.00	71.28	\$26,285.00	6.41%
6/24/2015	W 26th St	20	Milling and Resurfacing (1" AC)	12,962.00	69.19	\$27,504.00	3.00%
6/24/2015	W 26th St	30	Overlay (1" AC)	12,151.00	71.26	\$24,969.00	6.35%
6/24/2015	W 26th St	50	Milling and Resurfacing (1" AC)	19,567.00	68.53	\$41,518.00	3.00%
6/24/2015	W 28th St	90	Milling and Resurfacing (1" AC)	34,775.00	68.52	\$73,786.00	3.00%
6/24/2015	W 28th St	120	Overlay (1" AC)	41,093.00	71.28	\$84,400.00	6.41%
6/24/2015	W 29th St	40	Overlay (1" AC)	7,053.00	70.58	\$14,748.00	4.52%
6/24/2015	W 29th St	50	Overlay (1" AC)	31,381.00	71.3	\$64,420.00	6.46%
6/24/2015	W 2nd St	50	Overlay (1" AC)	25,412.00	72	\$51,224.00	8.42%
6/24/2015	W 2nd St	60	Overlay (1" AC)	24,726.00	71.27	\$50,798.00	6.38%
6/24/2015	W 30th St	30	Overlay (1" AC)	11,526.00	71.27	\$23,679.00	6.38%
6/24/2015	W 31st St	40	Overlay (1" AC)	18,413.00	70.56	\$38,521.00	4.46%
6/24/2015	W 32nd Ct	10	Overlay (1" AC)	11,640.00	71.3	\$23,895.00	6.46%
6/24/2015	W 33rd St	30	Overlay (1" AC)	11,543.00	70.56	\$24,150.00	4.46%
6/24/2015	W 33rd St	60	Overlay (1" AC)	5,837.00	71.27	\$11,992.00	6.38%
6/24/2015	W 34th St	60	Milling and Resurfacing (1" AC)	11,550.00	69.86	\$24,507.00	3.00%
6/24/2015	W 34th St	120	Milling and Resurfacing (1" AC)	17,321.00	69.19	\$36,752.00	3.00%
6/24/2015	W 35th St	30	Overlay (1" AC)	28,532.00	72.02	\$57,481.00	8.48%
6/24/2015	W 36th St	30	Overlay (1" AC)	6,367.00	70.56	\$13,320.00	4.46%
6/24/2015	W 36th St	50	Overlay (1" AC)	14,071.00	71.28	\$28,901.00	6.41%
6/24/2015	W 36th St	60	Milling and Resurfacing (1" AC)	11,563.00	69.86	\$24,535.00	3.00%
6/24/2015	W 36th St	80	Milling and Resurfacing (1" AC)	5,643.00	69.87	\$11,973.00	3.00%
6/24/2015	W 36th St	90	Overlay (1" AC)	23,384.00	71.28	\$48,028.00	6.41%
6/24/2015	W 37th St	70	Overlay (1" AC)	23,014.00	70.56	\$48,148.00	4.46%
6/24/2015	W 37th St	110	Milling and Resurfacing (1" AC)	11,568.00	69.19	\$24,544.00	3.00%
6/24/2015	W 3rd St	70	Overlay (1" AC)	24,244.00	71.27	\$49,808.00	6.38%
6/24/2015	W 4th St	20	Overlay (1" AC)	13,125.00	71.27	\$26,964.00	6.38%
6/24/2015	W 5th St	10	Milling and Resurfacing (1" AC)	13,000.00	69.19	\$27,583.00	3.00%
6/24/2015	W 6th St	30	Overlay (1" AC)	4,552.00	70.56	\$9,523.00	4.46%
6/24/2015	W 6th St	40	Overlay (1" AC)	10,312.00	70.56	\$21,574.00	4.46%
6/24/2015	W 6th St	60	Milling and Resurfacing (1" AC)	12,613.00	69.19	\$26,761.00	3.00%
6/24/2015	W 7th St	10	Milling and Resurfacing (1" AC)	9,982.00	69.86	\$21,180.00	3.00%
6/24/2015	W 7th St	20	Overlay (1" AC)	10,312.00	70.56	\$21,574.00	4.46%
6/24/2015	W 7th St	90	Overlay (1" AC)	13,026.00	71.27	\$26,761.00	6.38%
6/24/2015	W26th Ct	10	Overlay (1" AC)	15,149.00	71.28	\$31,115.00	6.41%
6/24/2015	Wilma Cir	10	Milling and Resurfacing (1" AC)	28,492.00	68.55	\$60,455.00	3.00%

Year	Street Name	SectionID	Recommended Work	Area (SF)	PCI Before	Cost	Delay Penalty
6/24/2016	Avenue C	70	Milling and Resurfacing (1" AC)	5,808.00	51.63	\$12,693.00	3.00%
6/24/2016	Avenue E	70	Milling and Resurfacing (1" AC)	8,291.00	69.88	\$18,120.00	3.00%
6/24/2016	Avenue E	130	Milling and Resurfacing (1" AC)	7,406.00	69.28	\$16,186.00	3.00%
6/24/2016	Avenue E	230	Milling and Resurfacing (1" AC)	8,544.00	69.88	\$18,673.00	3.00%
6/24/2016	Avenue E	260	Overlay (1" AC)	6,434.00	70.49	\$13,890.00	4.28%
6/24/2016	Avenue E	280	Milling and Resurfacing (1" AC)	5,598.00	68.42	\$12,234.00	3.00%
6/24/2016	Avenue F	110	Overlay (1" AC)	4,573.00	71.8	\$9,545.00	7.85%
6/24/2016	Avenue F	140	Overlay (1" AC)	12,839.00	70.49	\$27,715.00	4.28%
6/24/2016	Avenue F	150	Overlay (1" AC)	7,696.00	70.49	\$16,613.00	4.28%
6/24/2016	Avenue F	220	Overlay (1" AC)	5,883.00	71.8	\$12,278.00	7.85%
6/24/2016	Avenue F	230	Overlay (1" AC)	9,667.00	70.49	\$20,868.00	4.28%
6/24/2016	Avenue G	20	Overlay (1" AC)	6,370.00	70.34	\$13,803.00	3.88%
6/24/2016	Avenue G	50	Milling and Resurfacing (1" AC)	7,667.00	69.67	\$16,757.00	3.00%
6/24/2016	Avenue G	80	Overlay (1" AC)	6,240.00	71.74	\$13,044.00	7.68%
6/24/2016	Avenue G	90	Overlay (1" AC)	6,113.00	70.34	\$13,245.00	3.88%
6/24/2016	Avenue G	110	Milling and Resurfacing (1" AC)	4,550.00	69.05	\$9,944.00	3.00%
6/24/2016	Avenue G	120	Overlay (1" AC)	5,860.00	71.76	\$12,243.00	7.74%
6/24/2016	Avenue G	130	Overlay (1" AC)	6,500.00	70.34	\$14,085.00	3.88%
6/24/2016	Avenue H	10	Overlay (1" AC)	6,336.00	71.03	\$13,491.00	5.72%
6/24/2016	Avenue H	20	Milling and Resurfacing (1" AC)	7,553.00	69.03	\$16,507.00	3.00%
6/24/2016	Avenue H	70	Milling and Resurfacing (1" AC)	7,660.00	69.03	\$16,740.00	3.00%
6/24/2016	Avenue H	120	Overlay (1" AC)	6,370.00	71.03	\$13,563.00	5.72%
6/24/2016	Avenue H E	20	Milling and Resurfacing (1" AC)	5,000.00	68.71	\$10,927.00	3.00%
6/24/2016	Avenue H E	190	Milling and Resurfacing (1" AC)	5,000.00	68.71	\$10,927.00	3.00%
6/24/2016	Avenue H W	30	Milling and Resurfacing (1" AC)	18,238.00	69.04	\$39,858.00	3.00%
6/24/2016	Avenue H W	40	Milling and Resurfacing (1" AC)	5,997.00	69.27	\$13,107.00	3.00%
6/24/2016	Avenue I	20	Milling and Resurfacing (1" AC)	7,280.00	69.67	\$15,910.00	3.00%
6/24/2016	Avenue I	60	Overlay (1" AC)	6,240.00	71.03	\$13,286.00	5.72%
6/24/2016	Avenue I	80	Overlay (1" AC)	29,645.00	74.08	\$58,179.00	14.27%
6/24/2016	Avenue J	30	Milling and Resurfacing (1" AC)	7,376.00	69.67	\$16,120.00	3.00%
6/24/2016	Avenue J	40	Overlay (1" AC)	6,243.00	71.03	\$13,292.00	5.72%
6/24/2016	Avenue J	60	Overlay (1" AC)	6,300.00	70.34	\$13,651.00	3.88%
6/24/2016	Avenue J	120	Milling and Resurfacing (1" AC)	7,566.00	69.03	\$16,535.00	3.00%
6/24/2016	Avenue J	140	Milling and Resurfacing (1" AC)	6,240.00	69.67	\$13,637.00	3.00%
6/24/2016	Avenue K	20	Overlay (1" AC)	14,278.00	71.03	\$30,400.00	5.72%
6/24/2016	Avenue K	70	Milling and Resurfacing (1" AC)	6,516.00	44.34	\$14,240.00	3.00%
6/24/2016	Avenue L	10	Overlay (1" AC)	5,273.00	70.35	\$11,424.00	3.91%
6/24/2016	Avenue L	40	Milling and Resurfacing (1" AC)	6,279.00	69.67	\$13,722.00	3.00%
6/24/2016	Avenue L	110	Overlay (1" AC)	6,261.00	70.34	\$13,566.00	3.88%
6/24/2016	Avenue M	50	Milling and Resurfacing (1" AC)	7,249.00	40.57	\$15,843.00	98.48%
6/24/2016	Avenue M	60	Milling and Resurfacing (1" AC)	3,662.00	69.04	\$8,004.00	3.00%
6/24/2016	Avenue M	90	Milling and Resurfacing (1" AC)	7,227.00	42.39	\$15,794.00	52.59%
6/24/2016	Avenue M	110	Milling and Resurfacing (1" AC)	8,851.00	69.03	\$19,343.00	3.00%
6/24/2016	Avenue N	10	Milling and Resurfacing (1" AC)	5,008.00	69.67	\$10,945.00	3.00%
6/24/2016	Avenue N	50	Overlay (1" AC)	7,559.00	71.74	\$15,802.00	7.68%
6/24/2016	Avenue N	70	Milling and Resurfacing (1" AC)	7,358.00	69.03	\$16,081.00	3.00%
6/24/2016	Avenue O	20	Overlay (1" AC)	6,227.00	71.03	\$13,259.00	5.72%
6/24/2016	Avenue O	50	Milling and Resurfacing (1" AC)	2,108.00	68.69	\$4,608.00	3.00%
6/24/2016	Avenue O	70	Overlay (1" AC)	5,258.00	70.48	\$11,354.00	4.25%
6/24/2016	Avenue O	250	Milling and Resurfacing (1" AC)	6,227.00	69.04	\$13,609.00	3.00%
6/24/2016	Avenue O	290	Milling and Resurfacing (1" AC)	4,833.00	69.26	\$10,562.00	3.00%
6/24/2016	Avenue O	300	Overlay (1" AC)	5,016.00	71.74	\$10,485.00	7.68%
6/24/2016	Avenue O	320	Overlay (1" AC)	2,478.00	73.19	\$4,984.00	11.93%
6/24/2016	Avenue O	330	Overlay (1" AC)	4,312.00	70.48	\$9,311.00	4.25%
6/24/2016	Avenue P	10	Milling and Resurfacing (1" AC)	4,893.00	68.42	\$10,693.00	3.00%
6/24/2016	Avenue R	30	Overlay (1" AC)	6,032.00	72.48	\$12,366.00	9.81%
6/24/2016	Avenue R	40	Overlay (1" AC)	5,856.00	71.12	\$12,440.00	5.97%

Year	Street Name	SectionID	Recommended Work	Area (SF)	PCI Before	Cost	Delay Penalty
6/24/2016	Avenue R	70	Overlay (1" AC)	6,261.00	71.12	\$13,300.00	5.97%
6/24/2016	Avenue R	110	Overlay (1" AC)	6,032.00	71.12	\$12,814.00	5.97%
6/24/2016	Avenue R	160	Overlay (1" AC)	6,114.00	71.12	\$12,987.00	5.97%
6/24/2016	Avenue R	170	Overlay (1" AC)	6,065.00	71.12	\$12,884.00	5.97%
6/24/2016	Avenue R	190	Milling and Resurfacing (1" AC)	6,074.00	69.86	\$13,275.00	3.00%
6/24/2016	Avenue S	10	Overlay (1" AC)	5,245.00	71.78	\$10,952.00	7.80%
6/24/2016	Avenue S	30	Overlay (1" AC)	5,784.00	71.12	\$12,286.00	5.97%
6/24/2016	Avenue S	40	Overlay (1" AC)	8,525.00	71.78	\$17,802.00	7.80%
6/24/2016	Avenue S	60	Overlay (1" AC)	5,298.00	70.48	\$11,439.00	4.25%
6/24/2016	Avenue S	80	Milling and Resurfacing (1" AC)	6,061.00	69.86	\$13,246.00	3.00%
6/24/2016	Avenue S	110	Overlay (1" AC)	6,721.00	70.48	\$14,512.00	4.25%
6/24/2016	Avenue S	140	Overlay (1" AC)	5,823.00	70.48	\$12,574.00	4.25%
6/24/2016	Avenue S	170	Overlay (1" AC)	6,065.00	70.48	\$13,097.00	4.25%
6/24/2016	Avenue S	190	Milling and Resurfacing (1" AC)	6,046.00	69.26	\$13,212.00	3.00%
6/24/2016	Avenue S	210	Overlay (1" AC)	6,043.00	70.48	\$13,049.00	4.25%
6/24/2016	Avenue S	220	Milling and Resurfacing (1" AC)	7,033.00	68.4	\$15,370.00	3.00%
6/24/2016	Avenue S	230	Overlay (1" AC)	5,755.00	71.12	\$12,226.00	5.97%
6/24/2016	Avenue S	260	Milling and Resurfacing (1" AC)	5,881.00	69.26	\$12,852.00	3.00%
6/24/2016	Avenue S	290	Overlay (1" AC)	5,467.00	71.12	\$11,613.00	5.97%
6/24/2016	Avenue T	100	Milling and Resurfacing (1" AC)	5,034.00	68.4	\$11,002.00	3.00%
6/24/2016	Avenue U	10	Milling and Resurfacing (1" AC)	7,033.00	68.4	\$15,370.00	3.00%
6/24/2016	Avenue U	30	Milling and Resurfacing (1" AC)	8,624.00	68.4	\$18,848.00	3.00%
6/24/2016	Avenue U	80	Milling and Resurfacing (1" AC)	11,998.00	69.66	\$26,220.00	3.00%
6/24/2016	Avenue U	90	Milling and Resurfacing (1" AC)	5,331.00	69.66	\$11,650.00	3.00%
6/24/2016	Canterbury	10	Milling and Resurfacing (1" AC)	20,368.00	69.02	\$44,512.00	3.00%
6/24/2016	Canterbury	30	Overlay (1" AC)	5,720.00	70.33	\$12,398.00	3.86%
6/24/2016	Canterbury	40	Overlay (1" AC)	12,903.00	70.33	\$27,966.00	3.86%
6/24/2016	Commercial	10	Overlay (1" AC)	8,160.00	70.35	\$17,677.00	3.91%
6/24/2016	Cook St	20	Milling and Resurfacing (1" AC)	3,031.00	44.37	\$6,625.00	3.00%
6/24/2016	Dolphin Rd	10	Milling and Resurfacing (1" AC)	24,380.00	69.06	\$53,281.00	3.00%
6/24/2016	E 24th St	10	Milling and Resurfacing (1" AC)	6,508.00	69.69	\$14,222.00	3.00%
6/24/2016	East Way	10	Overlay (1" AC)	8,607.00	70.37	\$18,637.00	3.96%
6/24/2016	Essex Ln	30	Overlay (1" AC)	3,971.00	70.33	\$8,607.00	3.86%
6/24/2016	Lochmore R	10	Overlay (1" AC)	5,713.00	70.33	\$12,383.00	3.86%
6/24/2016	Lochmore R	20	Milling and Resurfacing (1" AC)	5,850.00	69.66	\$12,784.00	3.00%
6/24/2016	Lochmore R	30	Overlay (1" AC)	18,121.00	70.33	\$39,277.00	3.86%
6/24/2016	Maniki Dr	10	Milling and Resurfacing (1" AC)	5,720.00	69.02	\$12,501.00	3.00%
6/24/2016	Maniki Dr	30	Milling and Resurfacing (1" AC)	5,518.00	69.66	\$12,058.00	3.00%
6/24/2016	Manor Dr	30	Overlay (1" AC)	2,640.00	74.96	\$5,054.00	14.99%
6/24/2016	N 24th Ct	10	Milling and Resurfacing (1" AC)	2,710.00	44.35	\$5,923.00	3.00%
6/24/2016	Park Ave	40	Milling and Resurfacing (1" AC)	2,400.00	68.44	\$5,245.00	3.00%
6/24/2016	Pine Point	10	Overlay (1" AC)	47,126.00	71.78	\$98,408.00	7.80%
6/24/2016	Port West	10	Milling and Resurfacing (1" AC)	62,050.00	42.37	\$135,606.00	53.06%
6/24/2016	Riviera Dr	10	Reconstruction (8" Base, 2" AC)	4,706.00	38.87	\$12,900.00	91.88%
6/24/2016	Shore Dr	10	Milling and Resurfacing (1" AC)	14,462.00	40.59	\$31,606.00	97.79%
6/24/2016	Singer Dr	50	Overlay (1" AC)	4,476.00	71.78	\$9,347.00	7.80%
6/24/2016	Sugar Sand	60	Milling and Resurfacing (1" AC)	30,191.00	44.37	\$65,981.00	3.00%
6/24/2016	Surf Rd	10	Milling and Resurfacing (1" AC)	6,240.00	68.44	\$13,637.00	3.00%
6/24/2016	Surf Rd	30	Overlay (1" AC)	14,634.00	70.37	\$31,686.00	3.96%
6/24/2016	W 10th St	20	Milling and Resurfacing (1" AC)	12,000.00	68.41	\$26,225.00	3.00%
6/24/2016	W 10th St	30	Milling and Resurfacing (1" AC)	13,138.00	68.41	\$28,712.00	3.00%
6/24/2016	W 10th St	70	Milling and Resurfacing (1" AC)	17,269.00	69.66	\$37,741.00	3.00%
6/24/2016	W 10th St	120	Milling and Resurfacing (1" AC)	13,332.00	68.43	\$29,136.00	3.00%
6/24/2016	W 10th St	160	Milling and Resurfacing (1" AC)	17,424.00	69.05	\$38,079.00	3.00%
6/24/2016	W 12th St	50	Milling and Resurfacing (1" AC)	11,903.00	69.02	\$26,013.00	3.00%
6/24/2016	W 12th St	70	Milling and Resurfacing (1" AC)	5,008.00	68.4	\$10,945.00	3.00%
6/24/2016	W 14th St	20	Milling and Resurfacing (1" AC)	9,022.00	68.43	\$19,717.00	3.00%

Year	Street Name	SectionID	Recommended Work	Area (SF)	PCI Before	Cost	Delay Penalty
6/24/2016	W 14th St	40	Milling and Resurfacing (1" AC)	6,539.00	68.43	\$14,291.00	3.00%
6/24/2016	W 14th St	50	Overlay (1" AC)	4,113.00	70.35	\$8,911.00	3.91%
6/24/2016	W 14th St	70	Milling and Resurfacing (1" AC)	8,528.00	69.05	\$18,638.00	3.00%
6/24/2016	W 14th St	80	Overlay (1" AC)	6,305.00	70.35	\$13,659.00	3.91%
6/24/2016	W 16th Ct	10	Milling and Resurfacing (1" AC)	25,823.00	69.66	\$56,435.00	3.00%
6/24/2016	W 16th St	20	Milling and Resurfacing (1" AC)	17,334.00	68.4	\$37,883.00	3.00%
6/24/2016	W 17th St	10	Milling and Resurfacing (1" AC)	17,365.00	69.02	\$37,951.00	3.00%
6/24/2016	W 1st St	40	Milling and Resurfacing (1" AC)	13,325.00	69.03	\$29,121.00	3.00%
6/24/2016	W 1st St	50	Milling and Resurfacing (1" AC)	13,000.00	68.41	\$28,411.00	3.00%
6/24/2016	W 20th St	70	Milling and Resurfacing (1" AC)	17,174.00	42.43	\$37,533.00	51.90%
6/24/2016	W 21st St	10	Milling and Resurfacing (1" AC)	14,503.00	68.4	\$31,695.00	3.00%
6/24/2016	W 21st St	20	Milling and Resurfacing (1" AC)	18,635.00	44.37	\$40,727.00	3.00%
6/24/2016	W 23rd St	20	Overlay (1" AC)	12,060.00	70.33	\$26,140.00	3.86%
6/24/2016	W 23rd St	40	Milling and Resurfacing (1" AC)	16,848.00	69.68	\$36,820.00	3.00%
6/24/2016	W 23rd St	60	Milling and Resurfacing (1" AC)	19,385.00	68.42	\$42,365.00	3.00%
6/24/2016	W 23rd St	100	Milling and Resurfacing (1" AC)	5,168.00	69.66	\$11,294.00	3.00%
6/24/2016	W 24th St	30	Milling and Resurfacing (1" AC)	12,960.00	68.42	\$28,323.00	3.00%
6/24/2016	W 24th St	60	Milling and Resurfacing (1" AC)	19,567.00	69.68	\$42,763.00	3.00%
6/24/2016	W 25th St	10	Milling and Resurfacing (1" AC)	32,358.00	69.06	\$70,716.00	3.00%
6/24/2016	W 25th St	50	Milling and Resurfacing (1" AC)	12,962.00	69.04	\$28,329.00	3.00%
6/24/2016	W 26th St	40	Milling and Resurfacing (1" AC)	4,730.00	69.68	\$10,337.00	3.00%
6/24/2016	W 27th St	70	Milling and Resurfacing (1" AC)	17,223.00	69.05	\$37,640.00	3.00%
6/24/2016	W 28th St	20	Milling and Resurfacing (1" AC)	18,444.00	69.68	\$40,309.00	3.00%
6/24/2016	W 28th St	30	Milling and Resurfacing (1" AC)	14,634.00	69.67	\$31,983.00	3.00%
6/24/2016	W 28th St	40	Milling and Resurfacing (1" AC)	18,348.00	68.41	\$40,100.00	3.00%
6/24/2016	W 28th St	50	Milling and Resurfacing (1" AC)	19,578.00	69.03	\$42,786.00	3.00%
6/24/2016	W 28th St	80	Milling and Resurfacing (1" AC)	17,352.00	68.41	\$37,923.00	3.00%
6/24/2016	W 28th St	100	Overlay (1" AC)	31,709.00	70.33	\$68,726.00	3.86%
6/24/2016	W 29th St	20	Milling and Resurfacing (1" AC)	16,018.00	69.67	\$35,006.00	3.00%
6/24/2016	W 29th St	30	Milling and Resurfacing (1" AC)	9,914.00	68.42	\$21,666.00	3.00%
6/24/2016	W 2nd St	20	Milling and Resurfacing (1" AC)	13,341.00	69.67	\$29,155.00	3.00%
6/24/2016	W 2nd St	30	Milling and Resurfacing (1" AC)	13,003.00	68.41	\$28,417.00	3.00%
6/24/2016	W 2nd St	40	Overlay (1" AC)	13,325.00	70.34	\$28,874.00	3.88%
6/24/2016	W 31st Ct	10	Milling and Resurfacing (1" AC)	11,520.00	68.43	\$25,176.00	3.00%
6/24/2016	W 31st Ct	20	Milling and Resurfacing (1" AC)	5,842.00	69.05	\$12,767.00	3.00%
6/24/2016	W 31st St	10	Milling and Resurfacing (1" AC)	5,865.00	69.04	\$12,818.00	3.00%
6/24/2016	W 31st St	60	Milling and Resurfacing (1" AC)	18,318.00	68.41	\$40,032.00	3.00%
6/24/2016	W 31st St	70	Milling and Resurfacing (1" AC)	23,164.00	69.68	\$50,623.00	3.00%
6/24/2016	W 31st St	80	Milling and Resurfacing (1" AC)	29,425.00	69.67	\$64,307.00	3.00%
6/24/2016	W 32nd St	30	Milling and Resurfacing (1" AC)	11,537.00	68.41	\$25,213.00	3.00%
6/24/2016	W 32nd St	70	Milling and Resurfacing (1" AC)	9,237.00	69.03	\$20,187.00	3.00%
6/24/2016	W 34th St	70	Milling and Resurfacing (1" AC)	3,105.00	68.41	\$6,785.00	3.00%
6/24/2016	W 35th St	80	Milling and Resurfacing (1" AC)	12,774.00	69.69	\$27,917.00	3.00%
6/24/2016	W 36th St	20	Milling and Resurfacing (1" AC)	14,648.00	68.41	\$32,012.00	3.00%
6/24/2016	W 37th St	90	Milling and Resurfacing (1" AC)	7,020.00	69.68	\$15,342.00	3.00%
6/24/2016	W 37th St	100	Milling and Resurfacing (1" AC)	7,047.00	68.42	\$15,400.00	3.00%
6/24/2016	W 37th St	130	Overlay (1" AC)	14,645.00	70.34	\$31,735.00	3.88%
6/24/2016	W 3rd St	50	Milling and Resurfacing (1" AC)	13,000.00	69.03	\$28,411.00	3.00%
6/24/2016	W 3rd St	60	Overlay (1" AC)	13,328.00	70.34	\$28,879.00	3.88%
6/24/2016	W 4th St	40	Milling and Resurfacing (1" AC)	13,325.00	69.03	\$29,121.00	3.00%
6/24/2016	W 4th St	50	Overlay (1" AC)	13,000.00	70.34	\$28,169.00	3.88%
6/24/2016	W 4th St	60	Milling and Resurfacing (1" AC)	17,196.00	69.03	\$37,582.00	3.00%
6/24/2016	W 5th St	50	Overlay (1" AC)	13,229.00	70.34	\$28,665.00	3.88%
6/24/2016	W 6th St	10	Overlay (1" AC)	13,348.00	70.34	\$28,924.00	3.88%
6/24/2016	W 7th St	30	Milling and Resurfacing (1" AC)	13,302.00	68.41	\$29,070.00	3.00%
6/24/2016	W 7th St	40	Overlay (1" AC)	13,322.00	71.03	\$28,366.00	5.72%
6/24/2016	W 7th St	50	Milling and Resurfacing (1" AC)	13,000.00	69.03	\$28,411.00	3.00%

Year	Street Name	SectionID	Recommended Work	Area (SF)	PCI Before	Cost	Delay Penalty
6/24/2016	W 7th St	80	Milling and Resurfacing (1" AC)	4,632.00	69.03	\$10,123.00	3.00%
6/24/2016	W 7th St	100	Milling and Resurfacing (1" AC)	12,592.00	69.03	\$27,519.00	3.00%
6/24/2016	W 9th St	10	Milling and Resurfacing (1" AC)	13,320.00	68.41	\$29,110.00	3.00%
6/24/2016	W 9th St	40	Milling and Resurfacing (1" AC)	17,334.00	69.02	\$37,883.00	3.00%
6/24/2016	W 9th St	50	Milling and Resurfacing (1" AC)	12,459.00	69.03	\$27,229.00	3.00%
6/24/2016	W 9th St	100	Milling and Resurfacing (1" AC)	13,042.00	69.03	\$28,502.00	3.00%
6/24/2016	W 9th St	120	Milling and Resurfacing (1" AC)	13,343.00	69.03	\$29,161.00	3.00%
6/24/2016	W 9th St	130	Milling and Resurfacing (1" AC)	11,414.00	69.03	\$24,944.00	3.00%
6/24/2016	Westcheste	20	Milling and Resurfacing (1" AC)	12,870.00	69.02	\$28,127.00	3.00%
6/24/2016	Westcheste	30	Milling and Resurfacing (1" AC)	17,972.00	69.02	\$39,277.00	3.00%

2017 RECOMMENDED PROJECTS FOR CRITICAL PCI METHOD

Year	Street Name	SectionID	Recommended Work	Area (SF)	PCI Before	Cost	Delay Penalty
6/24/2017	Allen St	10	Reconstruction (8" Base, 2" AC)	14,696.00	26.17	\$107,513.00	
6/24/2017	Avenue A	20	Reconstruction (8" Base, 2" AC)	7,872.00	0	\$57,590.00	
6/24/2017	Avenue B	30	Reconstruction (8" Base, 2" AC)	5,510.00	0	\$40,310.00	
6/24/2017	Avenue B	40	Reconstruction (8" Base, 2" AC)	3,270.00	2.51	\$23,923.00	
6/24/2017	Avenue C	110	Reconstruction (8" Base, 2" AC)	4,263.00	14.41	\$31,187.00	
6/24/2017	Avenue E	60	Reconstruction (8" Base, 2" AC)	7,104.00	16.15	\$51,971.00	
6/24/2017	Avenue E	200	Reconstruction (8" Base, 2" AC)	12,287.00	16.15	\$89,886.00	
6/24/2017	Avenue E	220	Reconstruction (8" Base, 2" AC)	10,937.00	13.26	\$80,012.00	
6/24/2017	Avenue E	250	Reconstruction (8" Base, 2" AC)	5,227.00	0	\$38,241.00	
6/24/2017	Avenue F	190	Reconstruction (8" Base, 2" AC)	7,744.00	29.13	\$56,654.00	
6/24/2017	Avenue G	30	Reconstruction (8" Base, 2" AC)	3,546.00	30.63	\$24,810.00	
6/24/2017	Avenue H	80	Reconstruction (8" Base, 2" AC)	7,192.00	20.92	\$52,612.00	
6/24/2017	Avenue H E	10	Reconstruction (8" Base, 2" AC)	5,881.00	25.76	\$43,021.00	
6/24/2017	Avenue H E	50	Reconstruction (8" Base, 2" AC)	5,940.00	13.26	\$43,456.00	
6/24/2017	Avenue H E	160	Reconstruction (8" Base, 2" AC)	6,162.00	0	\$45,081.00	
6/24/2017	Avenue H W	50	Reconstruction (8" Base, 2" AC)	5,854.00	25.71	\$42,828.00	
6/24/2017	Avenue L	80	Reconstruction (8" Base, 2" AC)	11,890.00	19.15	\$86,986.00	
6/24/2017	Avenue N	20	Reconstruction (8" Base, 2" AC)	5,546.00	20.92	\$40,575.00	
6/24/2017	Chateau Ci	10	Reconstruction (8" Base, 2" AC)	11,971.00	1.81	\$87,579.00	
6/24/2017	Coral Way	20	Reconstruction (8" Base, 2" AC)	1,940.00	17.52	\$14,193.00	
6/24/2017	Coral Way	40	Reconstruction (8" Base, 2" AC)	5,026.00	19.78	\$36,769.00	
6/24/2017	E 17th St	10	Reconstruction (8" Base, 2" AC)	11,658.00	29.13	\$85,288.00	
6/24/2017	E 24th St	20	Reconstruction (8" Base, 2" AC)	13,038.00	26.17	\$95,383.00	
6/24/2017	Front St	10	Reconstruction (8" Base, 2" AC)	3,046.00	5.47	\$22,287.00	
6/24/2017	Grandview	10	Reconstruction (8" Base, 2" AC)	3,702.00	32.34	\$22,698.00	
6/24/2017	Industrial	10	Reconstruction (8" Base, 2" AC)	16,135.00	28.41	\$118,039.00	
6/24/2017	Island Rd	20	Reconstruction (8" Base, 2" AC)	20,873.00	20.97	\$152,701.00	
6/24/2017	Lake Dr	80	Milling and Resurfacing (1" AC)	4,340.00	53.08	\$9,769.00	
6/24/2017	Maxine Ave	20	Reconstruction (8" Base, 2" AC)	7,529.00	11.59	\$55,079.00	
6/24/2017	Palm Dr	10	Reconstruction (8" Base, 2" AC)	16,376.00	13.42	\$119,804.00	
6/24/2017	Palms Ct	10	Reconstruction (8" Base, 2" AC)	6,840.00	27.61	\$50,039.00	
6/24/2017	Park Ave	70	Reconstruction (8" Base, 2" AC)	1,652.00	13.43	\$12,086.00	
6/24/2017	Park Ave	80	Reconstruction (8" Base, 2" AC)	2,898.00	26.18	\$21,201.00	
6/24/2017	Park Dr	30	Reconstruction (8" Base, 2" AC)	2,740.00	29.13	\$20,042.00	
6/24/2017	Plaza Cir	20	Reconstruction (8" Base, 2" AC)	8,095.00	29.13	\$59,224.00	
6/24/2017	S 25th Ct	20	Reconstruction (8" Base, 2" AC)	4,044.00	26.16	\$29,582.00	
6/24/2017	Sunset Ln	10	Reconstruction (8" Base, 2" AC)	2,590.00	30.69	\$18,043.00	
6/24/2017	W 10th St	110	Reconstruction (8" Base, 2" AC)	13,049.00	32.3	\$80,266.00	
6/24/2017	W 12th St	20	Reconstruction (8" Base, 2" AC)	12,977.00	22.16	\$94,936.00	
6/24/2017	W 13th St	110	Reconstruction (8" Base, 2" AC)	12,329.00	29.13	\$90,198.00	
6/24/2017	W 13th St	180	Reconstruction (8" Base, 2" AC)	12,971.00	11.6	\$94,896.00	
6/24/2017	W 15th St	50	Reconstruction (8" Base, 2" AC)	40,155.00	0	\$293,763.00	
6/24/2017	W 15th St	90	Reconstruction (8" Base, 2" AC)	42,803.00	2.4	\$313,140.00	
6/24/2017	W 15th St	100	Reconstruction (8" Base, 2" AC)	36,562.00	16.12	\$267,479.00	
6/24/2017	W 17th Ct	30	Reconstruction (8" Base, 2" AC)	14,510.00	30.62	\$101,596.00	
6/24/2017	W 17th St	30	Reconstruction (8" Base, 2" AC)	11,838.00	18.63	\$86,606.00	
6/24/2017	W 22nd St	40	Reconstruction (8" Base, 2" AC)	17,542.00	20.97	\$128,337.00	
6/24/2017	W 24th St	10	Reconstruction (8" Base, 2" AC)	3,513.00	20.94	\$25,703.00	
6/24/2017	W 24th St	50	Reconstruction (8" Base, 2" AC)	12,063.00	29.13	\$88,248.00	
6/24/2017	W 24th St	70	Reconstruction (8" Base, 2" AC)	5,162.00	29.09	\$37,767.00	
6/24/2017	W 3rd St	10	Reconstruction (8" Base, 2" AC)	25,420.00	14.37	\$185,969.00	
6/24/2017	W 5th St	40	Reconstruction (8" Base, 2" AC)	15,246.00	34.04	\$80,343.00	