



# GLOBAL LM4

**High-Speed Purpose-Built Street Sweeper  
Designed for Your Needs**

- ▶ 18.5' Turning Radius
- ▶ Cab-Over Design with Unmatched Visibility
- ▶ Large 47" Gutterbrooms designed to clean the curb
- ▶ High-Performance Sweeping Package
- ▶ Unmatched Access to Engine and Sweeping Components
- ▶ Largest in its' class; 5.6 Cubic Yard Hopper with Access Door
- ▶ Lots of Power with Excellent Fuel Efficiency

## **Available Alternative Fuel Options**

- ▶ Compressed Natural Gas
- ▶ Electric Hybrid

*Over 50% Fuel Savings*

# GLOBAL M4

## ULTIMATE PERFORMANCE, SPEED AND POWER

From the modern, comfortable and well appointed operator's cab, to the toughest and most rugged mechanical sweeping system ever built, the **Global M4** is designed to take on the worst of the worst sweeping conditions. **Global M4** will outperform the competition in daily sweeping conditions such as heavy sweeping and leaf pick up.

With a Standard Heavy Duty Sweeping Package, **Global M4** will sweep sand, gravel up to **3-Tons per Minute**. The sweeping speed of 3-11 mph allows for a very efficient operation.

The compact design, exceptional maneuverability (**18.5' Turning Radius**), perfect for any cul-de-sac, and superb visibility make this a perfect choice for any municipal/ governmental agency that is looking for a street sweeper that can simply fit and reduces travel time.

### Global M4 Standard Equipment

- Air Conditioned and Pressurized Cab
- In-Cab Gutterbroom Pressure Adjustment
- Rear View Camera and LCD Monitor
- Leaf Gate System
- Heavy Sweep Package
- Hopper Access Door
- Hopper Automatic Safety Props

### Global M4 Options

- 100% Stainless Steel Hopper
- In-Cab Gutterbroom Tilt
- In-Cab Gutterbroom Speed Control
- AM/FM/CD Stereo with AUX/USB Port & BlueTooth
- Air-Ride Seat
- Elevator and Hopper Wash-Out
- Automatic Greasing System
- (SCAQMD) PM-10 Water System
- Power and Heated Mirrors



## THE BEST PURPOSE-BUILT SWEEPER IN THE INDUSTRY




The inherent design of the **Global M4** makes it the logical choice among heavy-duty mechanical sweepers. With the center mounted/cab forward layout the operator has unsurpassed visibility of the road surface as well as pedestrians and surrounding traffic. The large hopper capacity equals more lane miles swept between dump cycles and the **18.5-foot turning radius** makes the **Global M4** highly efficient and comfortable.

**LONG LASTING Polyurethane Dirt Shoes** are designed so that operator can sweep over potholes and rail road tracks and will not damage while sweeping. **Long Life of 1000 hours** is guaranteed. **47" Gutterbrooms** assist in cleaning curbs and heavy Road Millings.



**DUST SUPPRESSION SYSTEM** • **Global M4** includes **250-Gallon Water Tank Capacity** combined with Two(2) Diaphragm Water pumps and Two(2) Modes (LOW/HIGH) provide versatility and superb dust control.



**HEAVY SWEEP PACKAGE** Elevator Type: Standard 11 Flight squeegee with replaceable corded rubber tips; Continuous molded rubber belts combined with standard Heavy Sweep Package make **Global M4** the logical choice for sweeping heavy debris such as road millings, sand and gravel up to **3-Tons per-Minute**. That is one ton of sand every 20 seconds! Standard leaf gate system assists in picking up large debris, bottles, large branches and leaves.




**Global M4** includes a **5.6 cu/yd hopper capacity** compared to 4.5 cu/yd for competitive machines resulting in more curb miles swept between dump cycles. With near Full Useable Capacity, 12,000 Lift Capacity, and the Optional Elevator and Hopper Wash Out System, **Global M4** is **Affordable, Reliable and Innovative**.

# GLOBAL M4

## THE BEST PURPOSE-BUILT SWEEPER IN THE INDUSTRY



**THREE POWERFUL BROOMS** *Optional* Front Articulating brush allows for extra reach to shoulders and center islands. Via In-cab joystick, the articulating front brush can be positioned on left or right side allowing for sweeping on right or left without changing seating positions.




### EASY TROUBLESHOOTING

A centralized, weatherproof systems locker fully protects electrical components from the elements while it allows maintenance staff easy accessibility for inspection and troubleshooting.

### SINGLE ENGINE DESIGN REDUCES MAINTENANCE COSTS

Cummins ISB 6.7L 280 HP turbocharged Engine offers superb performance, less maintenance, and exceptional fuel savings compared to Dual Engine Street Sweepers, while meeting 2019 EPA/CARB Certification.



**ACCESS IT ALL** The *Global M4* features many maintenance-friendly attributes, such as a rear swing-out radiator, easy access front mounted AC condenser, brake and windshield washer fluid reservoirs, and cab fresh air filter.

**REAR VIEW CAMERA IS STANDARD** Rear view camera with In-Cab 7" LCD Monitor is standard on every *Global Street Sweeper*.



**IT'S ALL IN THE OPEN** Hydraulic Hoses are NOT hidden in the frame of the sweeper, while all Manifolds and Filters are located in a central location.

The *Global M4* features many maintenance-friendly attributes, such as access to the engine, alternator, drive belt, and hydraulic oil cooler.





# GLOBAL M4



**Global Environmental Products Inc.** offers equipment with uncompromising performance, consistent quality, durability and reliability. Our comprehensive range of machines provide the right cleaning equipment for your application. Please contact us for a demonstration at (909) 713-1600.

- ▶ Reliable / Durable Equipment
- ▶ Innovative Engineering / Design
- ▶ Industry Leading Reputation
- ▶ Dedicated Customer Service
- ▶ Outstanding Sales Professionals
- ▶ Fast Parts and Service
- ▶ National Dealer Network

[www.GlobalSweeper.com](http://www.GlobalSweeper.com)

MADE IN THE USA 

Sold and Serviced by:



**ISO**  
**9001:2015**  
**CERTIFIED**

**Global Environmental Products**

5405 Industrial Parkway  
San Bernardino, CA 92407 USA

909-713-1600

[info@globalsweeper.com](mailto:info@globalsweeper.com)

