

Parking Master Plan

Type:
Economic Development

Project #: 41040

A/C #:
312-0203-545-0-3106

Location:
Ocean Mall
Marina District

Goal(s) Achieved:



Department:
City Administration

Project Status:
Planning

Project Rank: 2
High

Project Year:
FY2018

Project Description

The purpose of the parking plan is to develop parking policies and procedures, program goals and a mission statement provide standards and performance metrics used to measure performance, regulations for commercial parking, on-street parking, citation fee structure, provide current operating budget.



Project Funding

Fiscal Year	Capital Fund	Total
In Progress		
2019	127,835	127,835
2020		
2021		
2022		
2023		
Total	\$127,835	\$127,835

Operating Budget Impact

This project will not have an impact on the operating budget.

Economic Opportunity and Business Development


Type:
Economic Development

Project #: 41046

A/C #:
109-0203-559-0-8201

Location:
City-wide

Goal(s) Achieved:



Department:
Executive

Project Status:
Planning/Under Contract

Project Rank: 2
High

Project Year:
FY2018

Project Description

Funds to support business, economic development, and job creation projects.



Project Funding

Fiscal Year	Sale Proceeds	Total
In Progress		
2019	144,742	144,742
2020	104,642	104,642
2021	48,415	48,415
2022		
2023		
Total	\$297,799	\$297,799

Operating Budget Impact

This project will not have an impact on the operating budget.

Singer Island Dune Restoration

Type:
Infrastructure

Project #: 41056

A/C #:
310-1123-537-0-6301

Location:
Signer Island

Goal(s) Achieved:



Department:
Development Services

Project Status:
Contracted with
Palm Beach County

Project Rank: 1
Severe

Project Year:
FY2018 – FY2022

Project Description

Singer Island, north of Ocean Reef Park has historically experienced major erosion. The condominium buildings and surrounding improvements are threatened by erosion. On September 19, 2012 the City entered into a long term (10 year) cost sharing agreement with the County to fund dune restoration. The agreement stipulates that the City fund 20% of future project costs.



Project Funding

Fiscal Year	Capital Bonds	Total
In Progress		
2019	500,000	500,000
2020	500,000	500,000
2021	500,000	500,000
2022	500,000	500,000
2023	500,000	500,000
Total	\$2,500,000	\$2,500,000

Operating Budget Impact

This project will not have an impact on the operating budget.

Unsafe Building Program (Demolition)

Type:
Economic Development

Project #: 41047

A/C #:
109-0717-529-0-4617
109-1224-572-0-6251

Location:
City-wide

Goal(s) Achieved:



Department:
Development Services

Project Status:
Planning

Project Rank: 2
High

Project Year:
FY2018 – FY2022

Project Description

Acquisition or demolition of unsafe building structures.



Project Funding

Fiscal Year	Contribution	Total
In Progress	221,600	221,600
2019		
2020	250,000	250,000
2021	250,000	250,000
2022	250,000	250,000
2023	250,000	250,000
Total	\$1,221,600	\$1,221,600

Operating Budget Impact

This project will not have an impact on the operating budget.

Fire Station 1 Locker room Renovation

Type:
Infrastructure

Project #:

A/C #:
310-0920-522-0-6252
312-0920-522-0-6355

Location:
Station 1

Goal(s) Achieved:



Department:
Fire

Project Status:
Planning

Project Rank: 1
Severe

Project Year:
FY2018

Project Description

The existing bathroom/locker room in Fire Station #1 are not in compliance with ADA and don't meet separation requirements. They are limiting the functionality of the operations for firefighters who operate in the space on 24 hou shifts..



Project Funding

Fiscal Year	Capital Bonds	Total
In Progress 2018		
2019	285,000	285,000
2020		
2021		
2022		
2023		
Total	\$285,000	\$285,000

Operating Budget Impact

Type	Description	Amount	Impact Year
Personnel	Personnel hours and materials required.	285,000	2019
Operating			
Other			
Total			

Fire Station 2 Rebuild



Type:
City Facility

Project #: 41237

A/C #:
312-0920-522-2-3106

Location:
E. Blue Heron Blvd.

Goal(s) Achieved:

Department:
Fire

Project Status:
Planning

Project Rank: 1
Severe

Project Year:
FY2018

Project Description

Fire Station #2 is over 40 years old and in need of updating to current standards. This will include the installation of sprinklers, alarm systems, clean rooms, exhaust systems, security and other hardening features, segregated restrooms and secure medical rooms.



Project Funding

Fiscal Year	Capital Fund	Total
In Progress	300,610	300,610
2019	2,450,000	2,450,000
2020	2,450,000	2,450,000
2021		
2022		
2023		
Total	\$5,200,610	\$5,200,610

Operating Budget Impact

Capital improvements of the fire stations will assist in minimizing operating and maintenance costs in the operating budget.

Fire Station 3 Rebuild

Type:
City Facility

Project #: 41236

A/C #:
312-0920-522-3-3106

Location:
Station 3

Goal(s) Achieved:
Replace aging facility



Department:
Fire

Project Status:
Planning

Project Rank: 2
High

Project Year:
FY2019

Project Description

Fire Station #3 is over 40 years old and is in need of updating to current standards. This project includes installation of sprinklers, alarm systems, clean rooms, exhaust systems, security and other hardening features, segregated restrooms and secure medical rooms.



Project Funding

Fiscal Year	Capital Fund	Total
In Progress		
2019	400,000	400,000
2020	2,100,000	2,100,000
2021	1,900,000	1,900,000
2022		
2023		
Total	\$4,400,000	\$4,400,000

Operating Budget Impact

Capital improvements of the fire stations will assist in minimizing operating and maintenance costs in the operating budget.

Municipal Beach Park Improvements																																	
<p>Type:</p> <p>Project #:</p> <p>A/C #:</p> <p>Location: North Ocean Drive Riviera Beach, FL 33404</p> <p>Goal(s) Achieved: Replace playground, upgrade beach access, upgrade restrooms, signage and park amenities</p> <p>Department: Parks and Recreation</p> <p>Project Status:</p> <p>Project Rank: 1 Severe</p> <p>Project Year: FY19/20</p>	<p>Project Description</p> <p>Replace metal benches, waste receptacles and bike racks. Replace playground. Renovate the restrooms. Revamp the volleyball courts. Refit lift station. Improve beach access.</p> 																																
<p>Project Funding</p> <table border="1"> <thead> <tr> <th>Fiscal Year</th> <th>Grant</th> <th>Capital Fund</th> <th>Total</th> </tr> </thead> <tbody> <tr> <td>In Progress</td> <td></td> <td></td> <td></td> </tr> <tr> <td>2019</td> <td>\$200,000.00</td> <td>\$200,000.00</td> <td>\$400,000.00</td> </tr> <tr> <td>2020</td> <td></td> <td></td> <td></td> </tr> <tr> <td>2021</td> <td></td> <td></td> <td></td> </tr> <tr> <td>2022</td> <td></td> <td></td> <td></td> </tr> <tr> <td>2023</td> <td></td> <td></td> <td></td> </tr> <tr> <td>Total</td> <td>\$200,000.00</td> <td>\$200,000.00</td> <td>\$400,000.00</td> </tr> </tbody> </table>		Fiscal Year	Grant	Capital Fund	Total	In Progress				2019	\$200,000.00	\$200,000.00	\$400,000.00	2020				2021				2022				2023				Total	\$200,000.00	\$200,000.00	\$400,000.00
Fiscal Year	Grant	Capital Fund	Total																														
In Progress																																	
2019	\$200,000.00	\$200,000.00	\$400,000.00																														
2020																																	
2021																																	
2022																																	
2023																																	
Total	\$200,000.00	\$200,000.00	\$400,000.00																														
<p>Operating Budget Impact</p> <p>This project will not have an impact on the operating budget.</p>																																	

Cunningham Park Improvement

Type:
Community Park

Project #: 41064

A/C #:
303-1234-572-2-6251
310-1234-572-0-6352
109-1234-572-0-6351

Location:
Cunningham Park
Riviera Beach

Goal(s) Achieved:



Department:
Parks and Recreation

Project Status:
Designed

Project Rank: 1
Severe

Project Year:
FY2018

Project Description

The renovation of Cunningham Park includes new basketball court resurfacing, tennis courts, restroom building, small and large pavilions, playground equipment, landscaping, irrigation, lighting, signage, park furniture and new entry feature. Funding below is being supplemented through Neighborhood Sector Funds.



Project Funding

Fiscal Year	Impact Fees	Capital Bonds	SWA Grant	Total
In Progress		1,272,795	137,820	1,410,615
2019				
2020				
2021				
2022				
2023				
Total		\$1,272,795	\$137,820	\$1,410,615

Operating Budget Impact

This project will not have an impact on the operating budget.

Parks and Recreation Master Plan

Type:
Infrastructure

Project #: 41060

A/C #:
312-1237-572-0-64XX

Location:
City-wide

Goal(s) Achieved:



Department:
Parks and Recreation

Request for Proposals

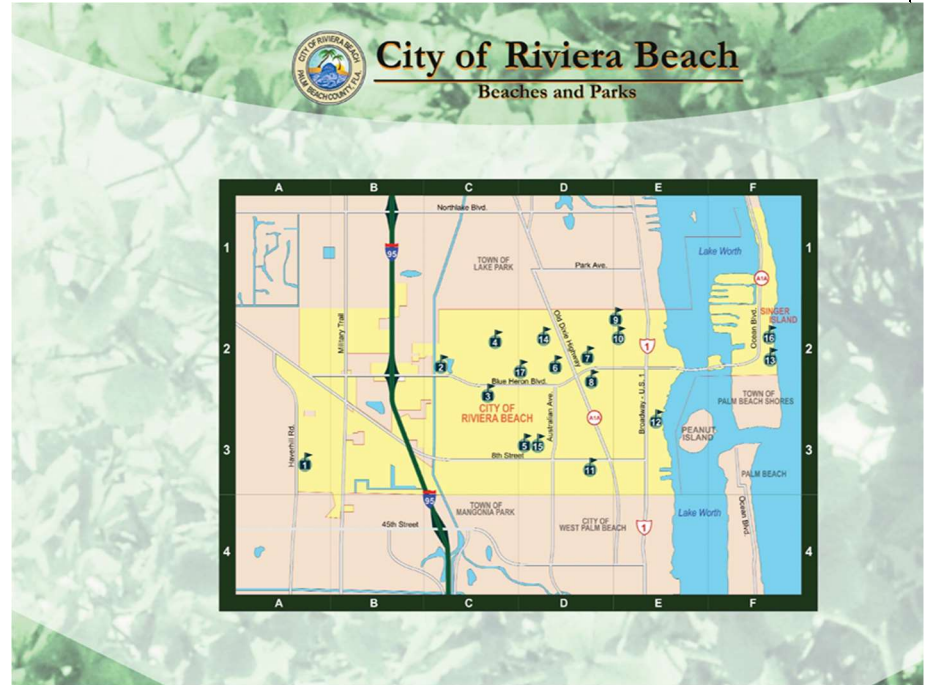
Project Rank: 1

Severe

Project Year:
FY2019

Project Description

Planning, conducting and completing Parks and Recreation Master Plan



Project Funding

Fiscal Year	Capital Project Fund	Total
In Progress		
2019	150,000	150,000
2020		
2021		
2022		
2023		
Total	\$150,000	\$150,000

Operating Budget Impact

This project will not have an impact on the operating budget.

Police Technology Enhancements

Type:
Technology

Project #: 41041

A/C #:
310-0817-521-0-6402

Location:
City-wide

Goal(s) Achieved:



Department:
Police

Project Status:
Ongoing

Project Rank: 2
High

Project Year:
FY2018

Project Description

A component of the Police Department’s network is the security camera monitoring and license plate reader systems, which both have proven to be valuable to the Police Department in preventing, deterring, and responding to criminal acts and behaviors. Additionally, City departments including Parks and Recreation, Development Services, and Utility Special District, have benefitted from the security camera monitoring system. This system has proven to be an effective tool. The Police Department seeks to continue the expansion of this program.



Project Funding

Fiscal Year	Capital Bonds	Total
In Progress	19,548	19,548
2019	80,000	80,000
2020	80,000	80,000
2021	80,000	80,000
2022	80,000	80,000
2023	80,000	80,000
Total	\$419,548	\$419,548

Operating Budget Impact

This project will not have an impact on the operating budget.

Body Worn Cameras

Type:
Technology

Project #:
41081

Project #: 41081

A/C #:
303-0817-521-0-6404
111-0822-521-2-6405

Location:
City-wide

Goal(s) Achieved:



Department:
Police

Project Status:
RFP response under evaluation

Project Rank: 1
Severe

Project Year:
FY2018

Project Description

Implementation of a body worn camera program within the Police Dept. Costs associated with this include all camera equipment, maintenance and protection plans, docking stations, video storage costs, and training. Total cost of \$850,313 covers the cost of the program for 5 years. Implementation includes 106 police officers. Body worn cameras video record interactions with the public, gather evidence. This will increase officer and citizen accountability. RFP was issued in March 2017 and Police and Purchasing are currently working through procurement process. Additionally this program will require an additional 1.5 Police Tech positions.



Project Funding

Fiscal Year	Impact Fees	Grant	Total
In Progress	148,089	130,885	278,974
2019			
2020			
2021			
2022			
2023			
Total	\$148,089	\$130,885	\$278,974

Operating Budget Impact

This project will not have an impact on the operating budget.

Police Station Bathroom Repair

Type:
Infrastructure

Project #: 41xxx

A/C #:
310-0817-521-0-6252

Location:
Police Station

Goal(s) Achieved:



Department:
Police

Project Status:
Planning

Project Rank: 1
Severe

Project year:
FY

Project Description

The existing bathrooms in the Police Station are limiting the functionality of the operations for the Police Department, who operate in the space on 24 hour shifts. Funds were transferred in FY2018. Design is 95% complete. The work is necessary to ensure sanitary conditions in 11 bathrooms that are used by 190 plus employees and visitors.



Project Funding

Fiscal Year	Capital Fund	Total
In Progress		
2019	250,000	250,000
2020		
2021		
2022		
2023		
Total	\$250,000	\$250,000

Operating Budget Impact

Type	Description	Amount	Impact Year
Personnel	Personnel hours and materials required.		
Operating			
Other			
Total			

Portable Radio Replacement

Type:
Technology

Project #: 41083

A/C #:
312-0817-521-0-6401

Location:
City-wide

Goal(s) Achieved:



Department:
Police

Project Status:
Close-out process

Project Rank: 3
Low

Project year:
FY2018

Project Description

Replace radios that are currently used by police officers, which were purchased in 2004, in conjunction with Palm Beach County, with the new P25 compliant system which will go online in FY 2017. State standards recommend replacement of portable radios at approximately 6 years of service life. Current radios have been in use for 13 years.



Project Funding

Fiscal Year	Capital Fund	Total
In Progress	23,695	23,695
2019		
2020		
2021		
2022		
2023		
Total	\$23,695	\$23,695

Operating Budget Impact

This project will not have an impact on the operating budget.

Public Library Construction

Type:
City Facility

Project #: 41077

A/C #:
312-0336-571-0-6201
137-0336-571-0-6301

Location:
W. Blue Heron Blvd.

Goal(s) Achieved:



Department:
Library


Project Status:
Design
Under construction for
Master Plan

Project Rank: 1
Severe

Project Year:
FY2018

Project Description

Public Library Construction Grant providing funding for a new Library (32,000 square feet). During FY 2018 and FY 2019, the Library should be under contract for construction. Project is programmed as a design/build/finance. FY 2020 to FY 2022 reflect future lease payments.



Project Funding

Fiscal Year	Grant	Capital Fund	Total
In Progress		357,587	357,587
2019	500,000		500,000
2020		500,000	500,000
2021		1,000,000	1,000,000
2022		1,000,000	1,000,000
2023		1,000,000	1,000,000
Total	\$500,000	\$3,857,587	\$4,357,587

Operating Budget Impact

This project will not have an impact on the operating budget.

Information Technology Master Plan

Type:
Technology

Project #: 41069

A/C #:
312-0304-516-0-6351

Location:
City Offices

Goal(s) Achieved:



Department:
Information Technology

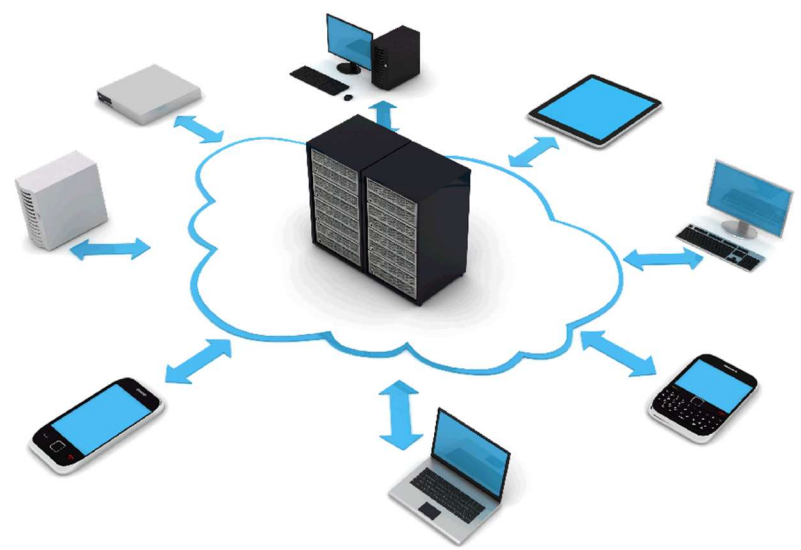
Project Status:
Ongoing
Plan Implementation

Project Rank: 1
Severe

Project Year:
FY2018 – FY2021

Project Description

Implementation of the Information Technology Master Plan.



Project Funding

Fiscal Year	Capital Fund	Total
In Progress	949,552	949,552
2019	1,000,000	1,000,000
2020	1,000,000	1,000,000
2021	1,000,000	1,000,000
2022		
2023		
Total	\$3,949,552	\$3,949,552

Operating Budget Impact

This project will not have an impact on the operating budget.

PUBLIC WORKS

City Welcome Signs

Type:
Infrastructure

Project #: 41061

A/C #:
108-0202-541-0-6301
309-0202-541-0-6301
310-1123-541-0-6301

Location:
City-wide

Goal(s) Achieved:



Department:
Public Works

Project Status:
Under Contract

Project Rank: 2
High

Project Year:
FY2018

Project Description

Construction of welcome signs at various locations throughout the City. Signs will have the same design as other newly constructed welcome signs in the City.



Project Funding

Fiscal Year	Capital Projects	Contributions	Capital Bonds	Total
In Progress	31,231	157,549	115,000	303,780
2019	262,000			262,000
2020				
2021				
2022				
2023				
Total	\$293,231	\$157,549	\$115,000	\$565,780

Operating Budget Impact

This project will not have an impact on the operating budget.

Access Control System

Type:
Technology

Project #: 41059

A/C #:
305-0203-521-0-6405

Location:
All City Facilities

Goal(s) Achieved:



Department:
Public Works

Project Status:
Planning

Project Rank: 1
Severe

Project Year:
FY2018

Project Description

Implementation of an access control system throughout the City at entry points, certain offices, and entry gates. The access control system is accessed via proximity cards. Electronic control eliminates the need for physical keys and allows for more secure facilities.



Project Funding

Fiscal Year	Public Improvement	Total
In Progress	149,190	149,190
2019	50,000	50,000
2020		
2021		
2022		
2023		
Total	\$199,190	\$199,190

Operating Budget Impact

This project will not have an impact on the operating budget.

Public Works Building

Type:
City Facility

Project #: 41235

A/C #:
305-1123-519-0-6251
310-1123-519-0-6251

Location:
Avenue L

Goal(s) Achieved:
Replacement of aging facility



Department:
Public Works

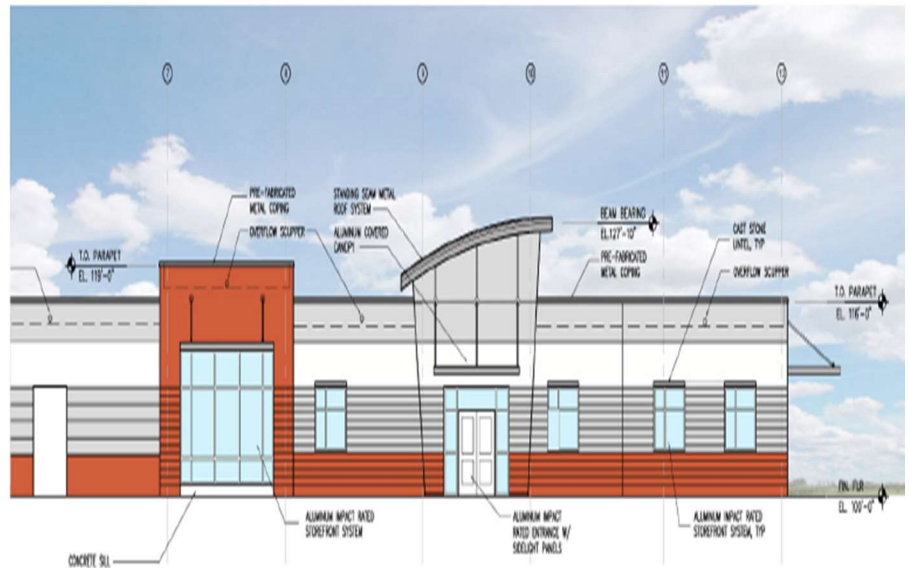
Project Status:
Planning

Project Rank: 1
Severe

Project Year:
FY2018 – FY2019

Project Description

Construction of a new Public Works facility at the current Avenue L location. Construction includes an administrative building combined with an operations section, a section for fleet services, landscaping, lighting, and storage areas for operations. The design was previously completed, but needs to be updated to remove the Purchasing Department and to update the plans to current code.



Project Funding

Fiscal Year	Capital Bonds	Public Improvement	Total
In Progress	\$2,870,672	\$1,667,792	\$4,538,464
2019			
2020	1,325,000		1,325,000
2021		1,650,000	1,650,000
2022			
2023			
Total	\$4,195,672	\$3,317,792	\$7,513,464

Operating Budget Impact

Construction of a new public works building will assist in minimizing operating and maintenance costs in the operating budget and increase the comfort and safety of employees.

PUBLIC WORKS

Singer Island Beach Access Path

Type:
Infrastructure

Project #: 41233

A/C #:
305-1123-541-0-6352

Location:
Singer Island

Goal(s) Achieved:






Department:
Public Works

Project Status:
Planning

Project Rank: 1
Severe

Project Year:
FY2018

Project Description

Creation of a beach access path on Singer Island leading from North Ocean Boulevard to the beach. The proposed beach access path will be located on the south property line of the Via Delfino Condominiums.



Project Funding

Fiscal Year	Public Improvement	Total
In Progress	90,163	90,163
2019		
2020		
2021		
2022		
2023		
Total	\$90,163	\$90,163

Operating Budget Impact

This project will not have an impact on the operating budget.

Street Improvement Projects

Type:
Infrastructure

Project 41067

A/C #:
140-1123-538-0-6301
311-1127-541-0-6351

Location:
Various roads in all four voting districts

Goal(s) Achieved:



Department:
Public Works

Project Status:
Designed

Project Rank: 1
Severe

Project Year:
FY2018

Project Description

Ave. O from Blue Heron Blvd. to 27th St., 23rd St. through 26th Ct. from Ave. M to Ave. Q, Ave H East and West from Blue Heron Blvd. to Silver Beach Rd., W. 34th St. from Ave. H E. to Ave. F, Riviera Beach sidewalks (1st to 5th Sts.), W. 6th St., W. 7th St at Australian Ave., W. 12th St. through W. 22nd St. at Ave. P, Ardmore Way, Manor Dr., Morse Blvd., Singer Dr.



Project Funding

Fiscal Year	DEP Grant	Capital Bonds	Total
In Progress	685,645	6,578,082	7,263,727
2019	500,000		500,000
2020			
2021			
2022			
2023			
Total	\$1,185,645	\$6,578,082	\$7,763,727

Operating Budget Impact

This project will not have an impact on the operating budget.

Mill and Resurface of Streets

Type:
Infrastructure

Project #: 41071

A/C #:
108-1116-541-0-6301
312-1116-541-0-6301

Location:
W. 28th St., W. 20th St., W.
26th St., West 35th St.

Goal(s) Achieved:



Department:
Public Works

Project Status:
Planning

Project Rank: 2
High

Project Year:
FY2018

Project Description

Milling and resurfacing of streets within the established CDBG concentration area: W. 30th St. from Ave R to Ave O; Ave O from W. 30th St.; W. 28th St., from Ave R to Ave O; W. 36th St. from Ave O to Obama Hwy.; Ave N from W. 36th St. to W. 35th St.



Project Funding

Fiscal Year	CDB Grant	Capital Fund	Total
In Progress			
2019	155,000	210,000	365,000
2020			
2021			
2022			
2023			
Total	\$155,000	\$210,000	\$365,000

Operating Budget Impact

This project will not have an impact on the operating budget.

Neighborhood Sector 1

Type:
Infrastructure

Project #: 41042

A/C #:
312-1123-559-1-6301

Location:
District 1

Goal(s) Achieved:



Department:
Development Services

Project Status:
Planning

Project Rank: 2
High

Project Year:
FY2018

Project Description

The Neighborhood Sector Plan will be divided equally between each of the four non-CRA sectors and will provide solutions for rising crime rates, increasing traffic through residential streets, and monitor future nearby developments. The plan aims to create a sense of pride, ownership, and belonging among the residents in each sector.



Project Funding

Fiscal Year	Capital Fund	Total
In Progress	510,172	510,172
2019		
2020		
2021		
2022		
2023		
Total	\$510,172	\$510,172

Operating Budget Impact

This project will not have an impact on the operating budget.

Neighborhood Sector 2

Type:
Infrastructure

Project #: 41043

A/C #:
312-1123-559-2-6301

Location:
District 2

Goal(s) Achieved:



Department:
Development Services

Project Status:
Planning

Project Rank: 2
High

Project Year:
FY2018

Project Description

The Neighborhood Sector Plan will be divided equally between each of the four non-CRA sectors and will provide solutions for rising crime rates, increasing traffic through residential streets, and monitor future nearby developments. The plan aims to create a sense of pride, ownership, and belonging among the residents in each sector.



Project Funding

Fiscal Year	Capital Fund	Total
In Progress	79,545	79,545
2019		
2020		
2021		
2022		
2023		
Total	\$79,545	\$79,545

Operating Budget Impact

This project will not have an impact on the operating budget.

Neighborhood Sector 3

Type:
Infrastructure

Project #: 41232

A/C #:
312-1123-559-3-6301

Location:
District 3

Goal(s) Achieved:



Department:
Development Services

Project Status:
Planning

Project Rank: 2
High

Project Year:
FY2018

Project Description

The Neighborhood Sector Plan will be divided equally between each of the four non-CRA sectors and will provide solutions for rising crime rates, increasing traffic through residential streets, and monitor future nearby developments. The plan aims to create a sense of pride, ownership, and belonging among the residents in each sector.



Project Funding

Fiscal Year	Capital Fund	Total
In Progress	74,845	74,845
2019		
2020		
2021		
2022		
2023		
Total	\$74,845	\$74,845

Operating Budget Impact

This project will not have an impact on the operating budget.

Neighborhood Sector 4

Type:
Infrastructure

Project #: 41044

A/C #:
312-1123-559-4-6301

Location:
District 4

Goal(s) Achieved:



Department:
Development Services

Project Status:
Under contract/Planning

Project Rank: 2
High

Project Year:
FY2018

Project Description

The Neighborhood Sector Plan will be divided equally between each of the four non-CRA sectors and will provide solutions for rising crime rates, increasing traffic through residential streets, and monitor future nearby developments. The plan aims to create a sense of pride, ownership, and belonging among the residents in each sector.



Project Funding

Fiscal Year	Capital Fund	Total
In Progress	516,960	516,960
2019		
2020		
2021		
2022		
2023		
Total	\$516,960	\$516,960

Operating Budget Impact

This project will not have an impact on the operating budget.

Palm Beach Isles Bridge Culvert Replacement

Type:
Infrastructure

Project #: 41082

A/C #:
305-1123-541-0-6301
312-1123-559-4-6301

Location:
Singer Island

Goal(s) Achieved:



Department:
Public Works

Project Status:
Under Design

Project Rank: 1
Severe

Project Year:
FY2018

Project Description

The culverts that provide access to the residents of Palm Beach Isles require replacement due to deterioration. The culverts has reached the end of its useful life and replacement is needed. Funding below is being supplemented through Neighborhood Sector Funds.



Project Funding

Fiscal Year	Public Improvement	Capital Fund	Total
In Progress	1,228,655	321,375	1,550,030
2019			
2020			
2021			
2022			
2023			
Total	\$1,228,655	\$321,375	\$1,550,030

Operating Budget Impact

This project will not have an impact on the operating budget.

PUBLIC WORKS

Sidewalk Repair and Replacement


Type:
Infrastructure

Project #: 41051

A/C #:
301-0716-541-0-6354

Location:
City-wide

Goal(s) Achieved:



Department:
Public Works

Project Status:
Planning/Designing

Project Rank: 3
Low

Project Year:
FY2018

Project Description

The sidewalk repair and replacement project replaces damaged and broken sidewalks throughout the City.





Project Funding

Fiscal Year	Gas Tax Capital	Total
In Progress	135,037	135,037
2019	100,000	100,000
2020	100,000	100,000
2021		
2022		
2023		
Total	\$335,037	\$335,037

Operating Budget Impact

This project will not have an impact on the operating budget.

Traffic Calming Devices																									
<p>Type: Infrastructure</p> <p>Project #: 41050</p> <p>A/C #: 301-1116-541-0-6355</p> <p>Location: City-wide</p> <p>Goal(s) Achieved:</p> <div style="text-align: center;">  </div> <p>Department: Public Works</p> <p>Project Status: Planning</p> <p>Project Rank: 3</p> <p style="background-color: #00b050; color: white; padding: 2px;">Low</p> <p>Project Year: FY2018</p>	<p>Project Description</p> <p>The City has a traffic calming policy that allows citizens to request traffic calming devices. Funding is required to install approved traffic calming devices.</p> <div style="text-align: center;">  </div> <p>Project Funding</p> <table border="1"> <thead> <tr> <th>Fiscal Year</th> <th>Gas Tax Capital</th> <th>Total</th> </tr> </thead> <tbody> <tr> <td>In Progress</td> <td></td> <td></td> </tr> <tr> <td>2019</td> <td>50,000</td> <td>50,000</td> </tr> <tr> <td>2020</td> <td>50,000</td> <td>50,000</td> </tr> <tr> <td>2021</td> <td>50,000</td> <td>50,000</td> </tr> <tr> <td>2022</td> <td>50,000</td> <td>50,000</td> </tr> <tr> <td>2023</td> <td>50,000</td> <td>50,000</td> </tr> <tr> <td>Total</td> <td>\$250,000</td> <td>\$250,000</td> </tr> </tbody> </table> <p>Operating Budget Impact</p> <p>This project will not have an impact on the operating budget.</p>	Fiscal Year	Gas Tax Capital	Total	In Progress			2019	50,000	50,000	2020	50,000	50,000	2021	50,000	50,000	2022	50,000	50,000	2023	50,000	50,000	Total	\$250,000	\$250,000
Fiscal Year	Gas Tax Capital	Total																							
In Progress																									
2019	50,000	50,000																							
2020	50,000	50,000																							
2021	50,000	50,000																							
2022	50,000	50,000																							
2023	50,000	50,000																							
Total	\$250,000	\$250,000																							