

UPGRADE

CREATE SURVEY

Riviera

Notify others when new results come in for this survey. [Notify others now »](#)

EMPLOYEE BENEFITS



SUMMARY → DESIGN SURVEY → PREVIEW & SCORE → COLLECT RESPONSES → **ANALYZE RESULTS**

CURRENT VIEW

+ FILTER + COMPARE + SHOW

No rules applied

Rules allow you to FILTER, COMPARE and SHOW results to see trends and patterns.

[Learn more »](#)

SAVED VIEWS (1)

EXPORTS

SHARED DATA (1)

RESPONDENTS: 100 of 104

QUESTION SUMMARIES DATA TRENDS INDIVIDUAL RESPONSES

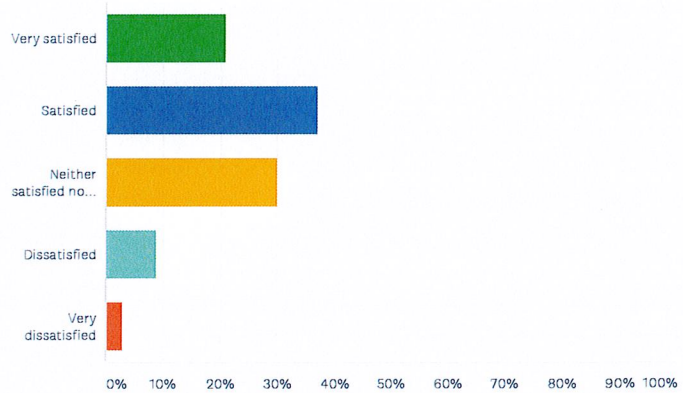
Page 1

Q1

[Customize](#)

Overall how satisfied are you with the City's Aetna medical benefits?

Answered: 100 Skipped: 0



ANSWER CHOICES

RESPONSES

Very satisfied	21.00%
Satisfied	37.00%
Neither satisfied nor dissatisfied	30.00%
Dissatisfied	9.00%
Very dissatisfied	3.00%


Total Respondents: 100

Q2

[Customize](#)

How satisfied are you with the co-payment for physician and speciali

Answered: 100 Skipped: 0



ANSWER CHOICES	RESPONSES
Very satisfied	12.00%
Satisfied	42.00%
Neither satisfied nor dissatisfied	25.00%
Dissatisfied	16.00%
Very dissatisfied	5.00%

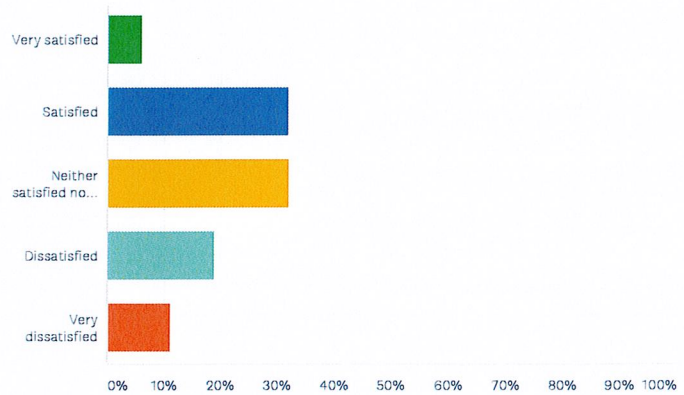
Total Respondents: 100

Q3

[Customize](#)

How satisfied are you with the co-pay for imaging, x-rays, MRI?

Answered: 100 Skipped: 0



ANSWER CHOICES	RESPONSES
Very satisfied	6.00%
Satisfied	32.00%
Neither satisfied nor dissatisfied	32.00%
Dissatisfied	19.00%
Very dissatisfied	11.00%

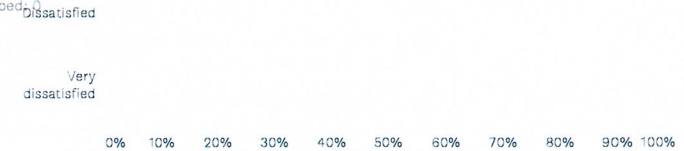
Total Respondents: 100


Q4

[Customize](#)

Overall are you satisfied with the cost for prescription?

Answered: 100 Skipped: 0





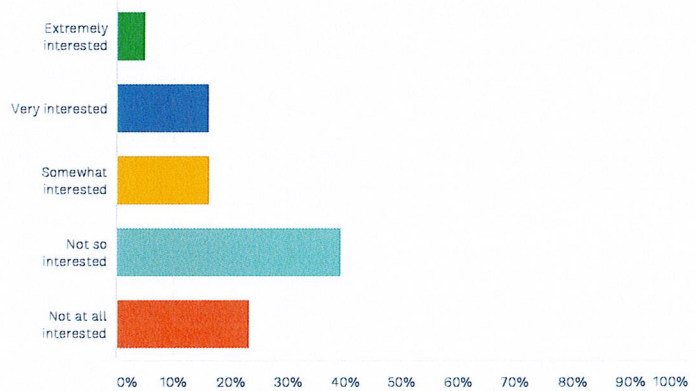
ANSWER CHOICES	RESPONSES
Very satisfied	16.00%
Satisfied	46.00%
Neither satisfied nor dissatisfied	23.00%
Dissatisfied	11.00%
Very dissatisfied	4.00%
Total Respondents: 100	

Q5

[Customize](#)

Would you be interested in a Health Saving Account where the City pays \$3,450 on your behalf each year and change the current plan to a High Deductible plan of \$5,000? This amount would roll over yearly and the amount would remain for your use until depleted.

Answered: 99 Skipped: 1



ANSWER CHOICES	RESPONSES
Extremely interested	5.05%
Very interested	16.16%
Somewhat interested	16.16%
Not so interested	39.39%
Not at all interested	23.23%
Total Respondents: 99	

Q6

[Customize](#)

Are you aware your current Dental plan offer three (3) cleanings a year?

Answered: 100 Skipped: 0



ANSWER CHOICES

RESPONSES

- ▼ Yes
- ▼ No

50.00%

50.00%

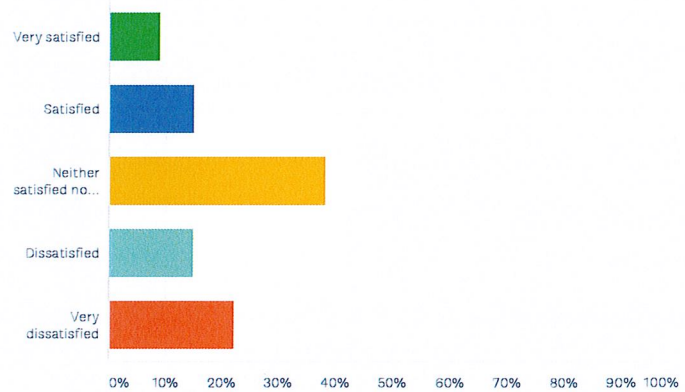
Total Respondents: 100

Q7

Customize

Would you be interested in having a 2nd Dental Plan Option (another company at a higher rate paid by you with contribution from the City)?

Answered: 99 Skipped: 1



ANSWER CHOICES

RESPONSES

- ▼ Very satisfied
- ▼ Satisfied
- ▼ Neither satisfied nor dissatisfied
- ▼ Dissatisfied
- ▼ Very dissatisfied

9.09%

15.15%

38.38%

15.15%

22.22%

Total Respondents: 99


Q8

Customize

Overall, how satisfied are you with the City's Solstice Dental benefits?

Answered: 99 Skipped: 1





ANSWER CHOICES	RESPONSES
Very satisfied	9.09%
Satisfied	32.32%
Neither satisfied nor dissatisfied	38.38%
Dissatisfied	13.13%
Very dissatisfied	8.08%

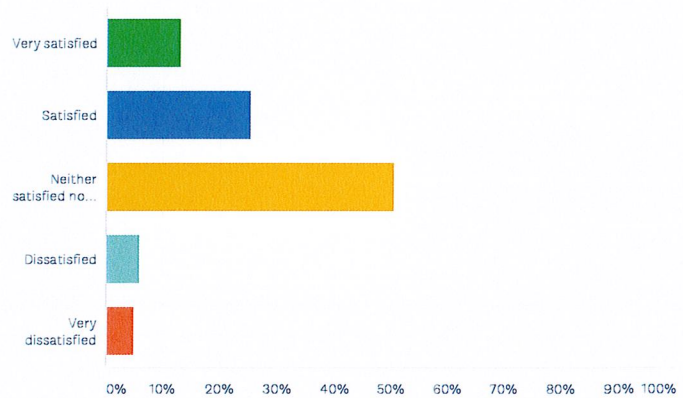
Total Respondents: 99

Q9

Customize

Overall, how satisfied are you with UNUM Voluntary Life, and Disability?

Answered: 99 Skipped: 1



ANSWER CHOICES	RESPONSES
Very satisfied	13.13%
Satisfied	25.25%
Neither satisfied nor dissatisfied	50.51%
Dissatisfied	6.06%
Very dissatisfied	5.05%

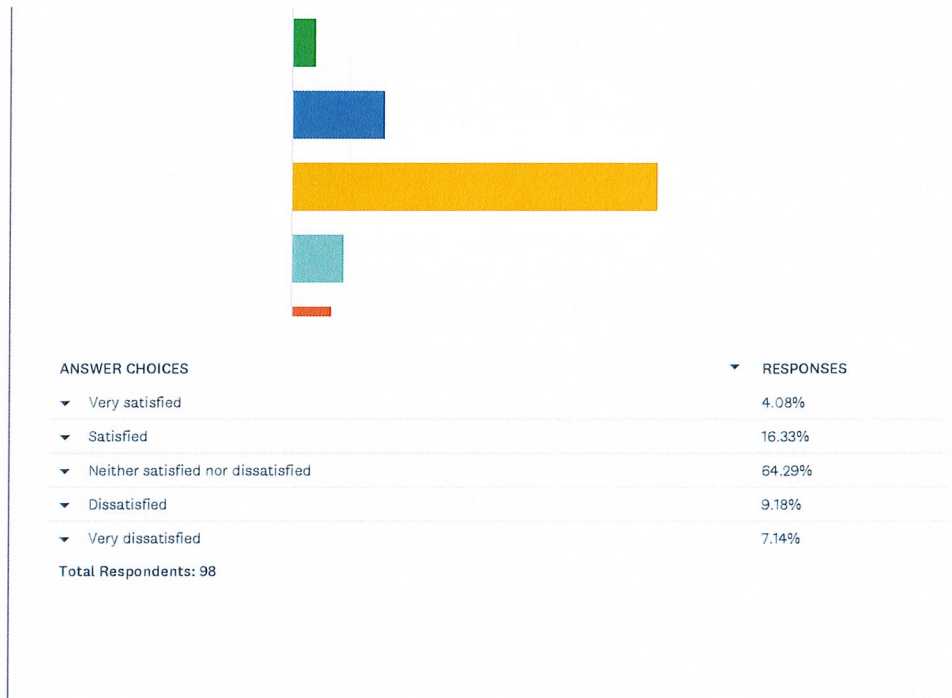
Total Respondents: 99

Q10

Customize

How satisfied are you with the City's insurance Broker representative (Bernstein and associates)?

Answered: 98 Skipped: 2



ENGLISH



Yes

No