

### LANDSCAPE DATA:

TOTAL SITE AREA: 74,356 S.F. (1.70 ACRES)  
 LANDSCAPE AREA REQUIRED: 11,153.4 S.F. (15% MIN.)  
 LANDSCAPE AREA PROVIDED: 12,163 S.F. (16.36%)

**TREE REQUIREMENTS:**  
 MIN. # OF TREES REQUIRED: 50 TREES (1 TREE/1,500 S.F. LOT AREA)  
 TREES PROVIDED: 75 TREES (INCLUDES EXISTING)

**PARKING LOT LANDSCAPE REQUIREMENTS:**  
 REQUIRED TREES: 7 (ONE TREE PER ISLAND)  
 PROVIDED TREES: 9

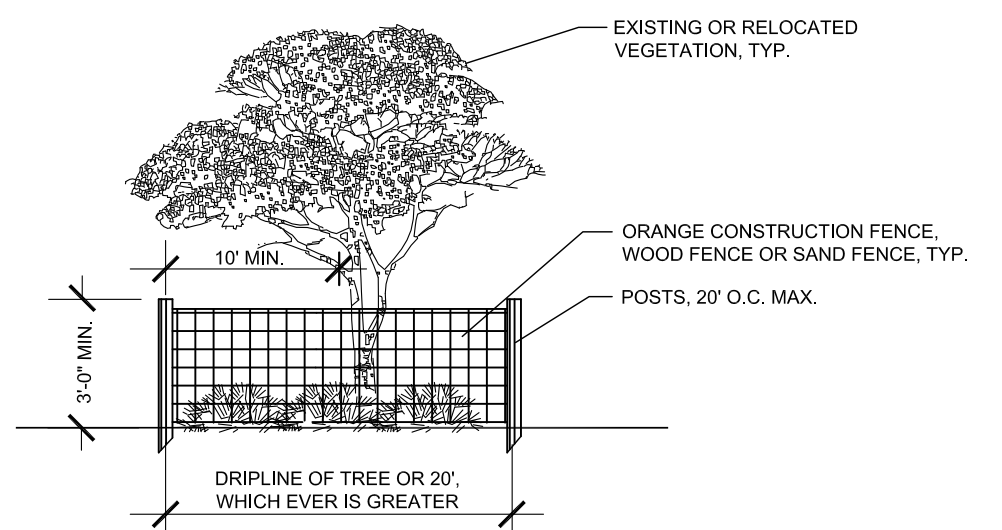
**PERIMETER BUFFER REQUIREMENTS:**

BUFFER	REQ'D WIDTH	PROVIDED WIDTH	LENGTH	REQ'D TREES	PROVIDED TREES (INCL. EXISTING)
NORTH (COMPATIBILITY)	5'	5'	225.35'	11 (1/20 L.F.)	11
SOUTH (COMPATIBILITY)	5'	5'	192.62'	10 (1/20 L.F.)	10
WEST (COMPATIBILITY)	5'	5'	268.01'	13 (1/20 L.F.)	13
EAST (R/W)	10'	10'	271.02'	14 (1/20 L.F.)	14
SOUTHWEST (R/W)	10'	10'	*44.25'	2 (1/20 L.F.)	2
TOTALS:				50	50

\* DOES NOT INCLUDE DRIVEWAYS

**FOUNDATION PLANTING REQUIREMENTS:**  
 TOTAL LENGTH OF FOUNDATION PLANTING AREA PROVIDED: 245.7 L.F.  
 REQUIRED FOUNDATION TREES: 12 TREES (1/20 L.F.)  
 FOUNDATION TREES PROVIDED: 16 TREES (1/20 L.F.)


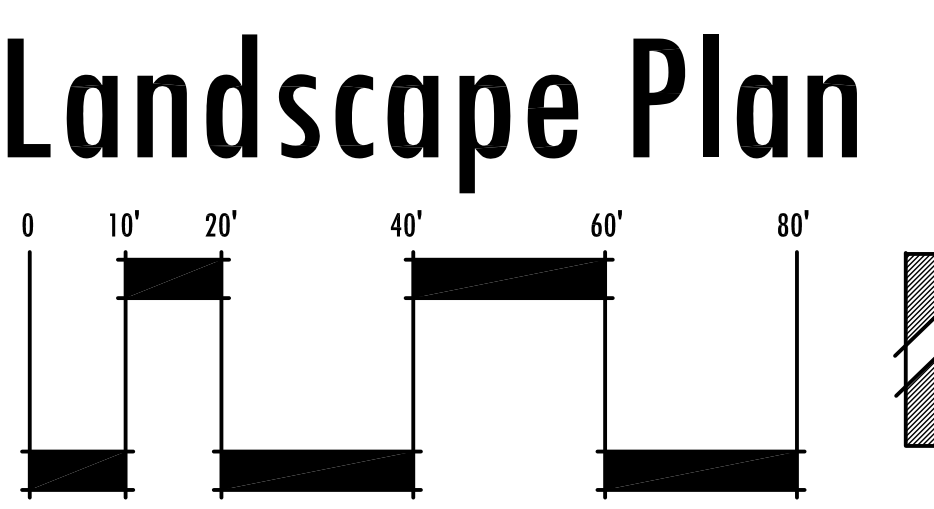
TOTAL TREES REQUIRED: 69 TREES  
 TOTAL TREES PROVIDED: 75 TREES (INCLUDES EXISTING)  
 MAX. # OF PALMS ALLOWED: 14 PALMS (20% MAX. OF REQUIRED TREES)  
 PALMS PROVIDED: 14 PALMS (ADD'L. PALMS ARE PROPOSED BUT ARE IN ADDITION TO THE REQUIRED TREES)



**FENCING OF UNDISTURBED AREAS AND/OR EXISTING TREES:**  
 PRIOR TO THE COMMENCEMENT OF CONSTRUCTION, THE CONTRACTOR SHALL ENCLOSE THE ENTIRE UNDISTURBED AREA, OR TREE, WITHIN A FENCE OR SIMILAR BARRIER AS SHOWN. WOODEN (OR EQUIVALENT) POSTS AT LEAST 2 x 2 INCHES SHALL BE IMPLANTED IN THE GROUND DEEP ENOUGH TO BE STABLE AND WITH AT LEAST 3 FEET VISIBLE ABOVE THE GROUND. THE PROTECTIVE POSTS SHALL BE PLACED NOT MORE THAN 20 FEET APART, AND SHALL BE LINKED TOGETHER BY ORANGE NET FENCE FABRIC, OR OTHER. NO HEAVY EQUIPMENT, VEHICLES, STORAGE OF MATERIALS, ETC., SHALL OCCUR WITHIN THE VEG. PROTECTION ZONE. EXTREME CARE SHALL BE TAKEN WHEN WORKING NEAR THE BASE OF TREES. NO FINISH GRADE FILL SHALL BE PLACED WITHIN A ZONE OF 2/3 THE DIAMETER OF THE TREE CANOPY.

CONSTRUCTION WITHIN CANOPY & TREE BARRICADE SHALL BE DONE WITH EXTREME CARE TO MINIMIZE DISTURBANCE TO THE ROOTS BY EXCAVATING, COMPACTING OR ADDING FILL.  
 UTILITY WORK (TRENCHING) WITHIN THE CANOPY & TREE BARRICADE SHALL BE DONE WITH EXTREME CARE TO MINIMIZE DISTURBANCE TO THE ROOTS BY EXCAVATING, COMPACTING OR ADDING FILL. THE TREE BARRICADE WILL BE MODIFIED TEMPORARILY TO ALLOW ONLY THE MINIMUM WORK ZONE TRESPASS INTO THE CANOPY AREA, CONTINUING TO PROTECT THE REST OF THE CANOPY AREA WITH BARRICADE. NO FILL, EVEN TEMPORARY, SHALL BE PLACED IN ANY PROTECTED ZONE. AT THE CONCLUSION OF SAID ACTIVITY, THE WORKZONE SHALL BE CLEANED UP & TREE BARRICADES REPLACED TO THEIR ORIGINAL CONFIGURATION.

### TREE PROTECTION DETAIL



**Litterick Landscape Architecture**  
 2740 SW Martin Downs Blvd. #199  
 Palm City, FL 34990  
 561-719-3876  
 jasonla1677@yahoo.com

Project Name

NEW COMMERCIAL BUILDINGS FOR  
**MAD ENTERPRISES PB, LLC**  
 LOT 9 - WEST 10TH. STREET  
 RIVIERA BEACH, FLORIDA



Scale: 1" = 20'-0"

Designed: JML  
 Drawn: JML  
 Approved: JML  
 Date: 4/12/17  
 Job no.  
 Revisions: 8/21/17

Sheet No.  
**LP-1**

EXHIBIT 'B' (SP-17-02)

## PLANT LIST

SYM	QTY.	BOTANICAL NAME	COMMON NAME	HEIGHT	SPR.	NOTES	TYPE OF TREE
* V	QV	12	QUERCUS VIRGINIANA	12' O.A., 2" DBH	5' MIN.	FULL & THICK, SINGLE TRUNK, 6' C.T.	SHADE TREE
* V	BS	2	BURSERA SIMARUBA	12' O.A., 2" DBH	5' MIN.	FULL & THICK, SINGLE TRUNK, 6' C.T.	SHADE TREE
M	PTZ	6	PTYCHOSPERMA ELEGANS	8' C.T. MIN.	-	FULL & THICK, DOUBLE TRUNK	PALM TREE
* V	**CS	9	CONOCARPUS ERCEUTUS 'SERICEOUS'	SILVER BUTTWOOD	5' MIN.	FULL & THICK, SINGLE TRUNK, 5' C.T.	ACCENT TREE
* V	SP	11	SABAL PALMETTO	12-18' C.T.	-	FULL & THICK, STAGGER HEIGHTS, SLICK	PALM TREE
M	HIR	1	HIBISCUS ROSA-SINENSIS	6-7' O.A.	3'	FULL & THICK, STANDARD	ACCENT TREE
M	**LI	6	LAGERSTROEMIA INDICA 'MUSKOGEE'	CRAPE MYRTLE STD.	5'	FULL & THICK, STANDARD, SINGLE TRUNK, 5' C.T.	ACCENT TREE
M	PR3	1	PHOENIX ROEBELENNII	7' O.A. TRIPLE	-	FULL & THICK, TRIPLE TRUNK	PALM TREE
M	TC	1	TABEBUIA CARAIBA	12' O.A., 2" DBH	5'	FULL & THICK, 6' C.T.	SHADE TREE

KEY	QTY.	BOTANICAL NAME	COMMON NAME	HEIGHT	SPR.	REMARKS
* V	CIC	629	CHRYSOBALANUS ICACO 'RED TIP'	30" MIN.	24"	FULL & THICK TO BASE
M	AWI	8	ACALYPHA WILKESIANA 'INFERNO'	#3, 20" O.A.	18"	FULL & THICK TO BASE
* V	MFR	17	MYRTICANTHES FRAGRANS	#3, 24" O.A.	18"	FULL & THICK TO BASE
* V	NEP	50	NEPHROLEPIS BISERRATA	#3, 18" O.A.	16"	FULL & THICK TO BASE
M	JPA	182	JUNIPERUS CHINENSIS 'PARSONII'	#3, 12" O.A.	16"	FULL & THICK TO BASE
* V	DDO	96	TRIPSAcium FLORIDANA	#3, 20" O.A.	18"	FULL & THICK TO BASE

\* ASTERISK DENOTES NATIVE PLANT MATERIAL  
 \*\* ASTERISK DENOTES FPL APPROVED TREE UNDER POWERLINES  
 V INDICATES VERY DROUGHT TOLERANT PLANT MATERIAL  
 M INDICATES MODERATELY DROUGHT TOLERANT PLANT MATERIAL

SOD: ST. AUGUSTINE 'FLORITAM'  
 MULCH: 3" SHREDDED MULCH (OR APPROVED RECYCLED MULCH) TO BE APPLIED TO ALL PLANTING BEDS, COLOR BY OWNER.

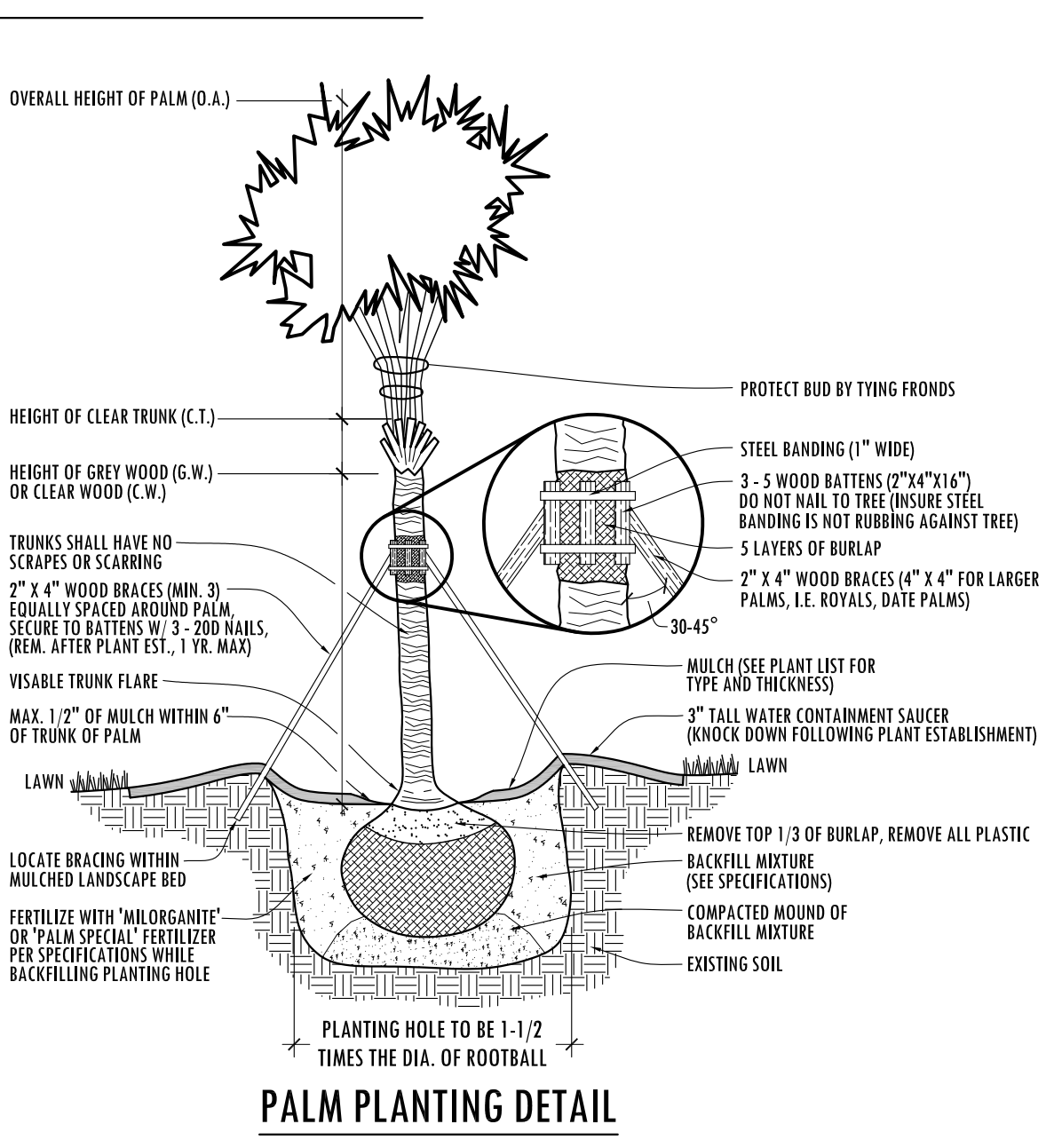
PERCENTAGE OF NATIVE TREES, SHRUBS & GROUNDCOVERS REQUIRED: 70%  
 PERCENTAGE OF NATIVE TREES, SHRUBS & GROUNDCOVERS PROVIDED: 78.5%  
 PERCENTAGE OF SHADE TREES REQUIRED: 60%  
 PERCENTAGE OF SHADE TREES PROVIDED: 66.7% (INCLUDES EXISTING TREES)

# OF NATIVE SHADE TREES REQUIRED: 30 SHADE TREES (60% MIN.)  
 # OF NATIVE SHADE TREES PROVIDED: 40 SHADE TREES (INCLUDES 17 EX. LIVE OAKS)

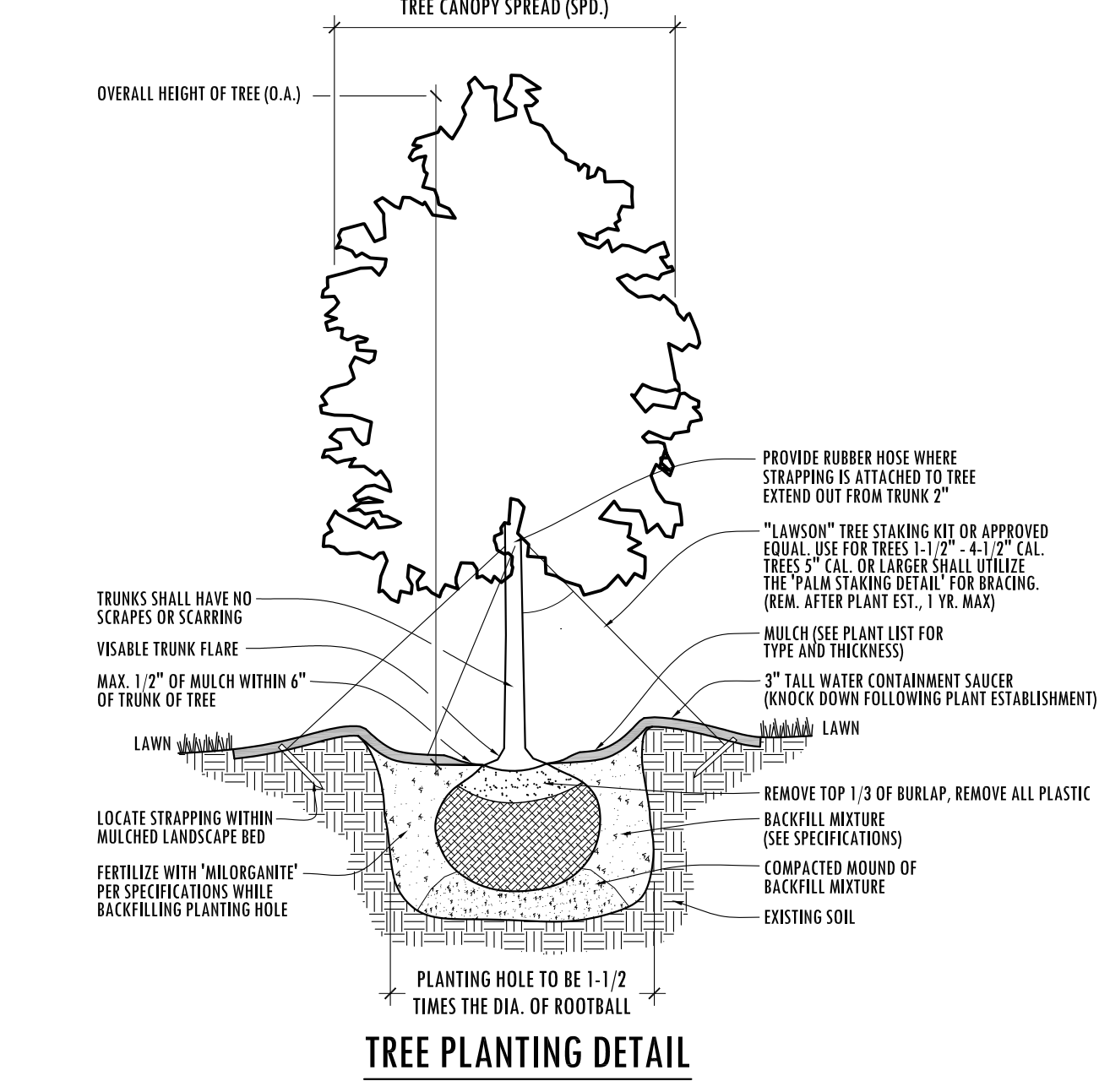
MIN. # OF SHADE TREES SPECIES REQ'D.: 3 SPECIES  
 # OF SHADE TREE SPECIES PROVIDED: 3 SPECIES

IRRIGATION NOTE:  
 ALL NEW LANDSCAPE AREAS SHALL BE RECEIVE 100% OVERLAP COVERAGE FROM A FULLY AUTOMATIC IRRIGATION SYSTEM EQUIPPED WITH A RAIN SENSOR.  
 IRRIGATION WATER SOURCE: WELL & PUMP

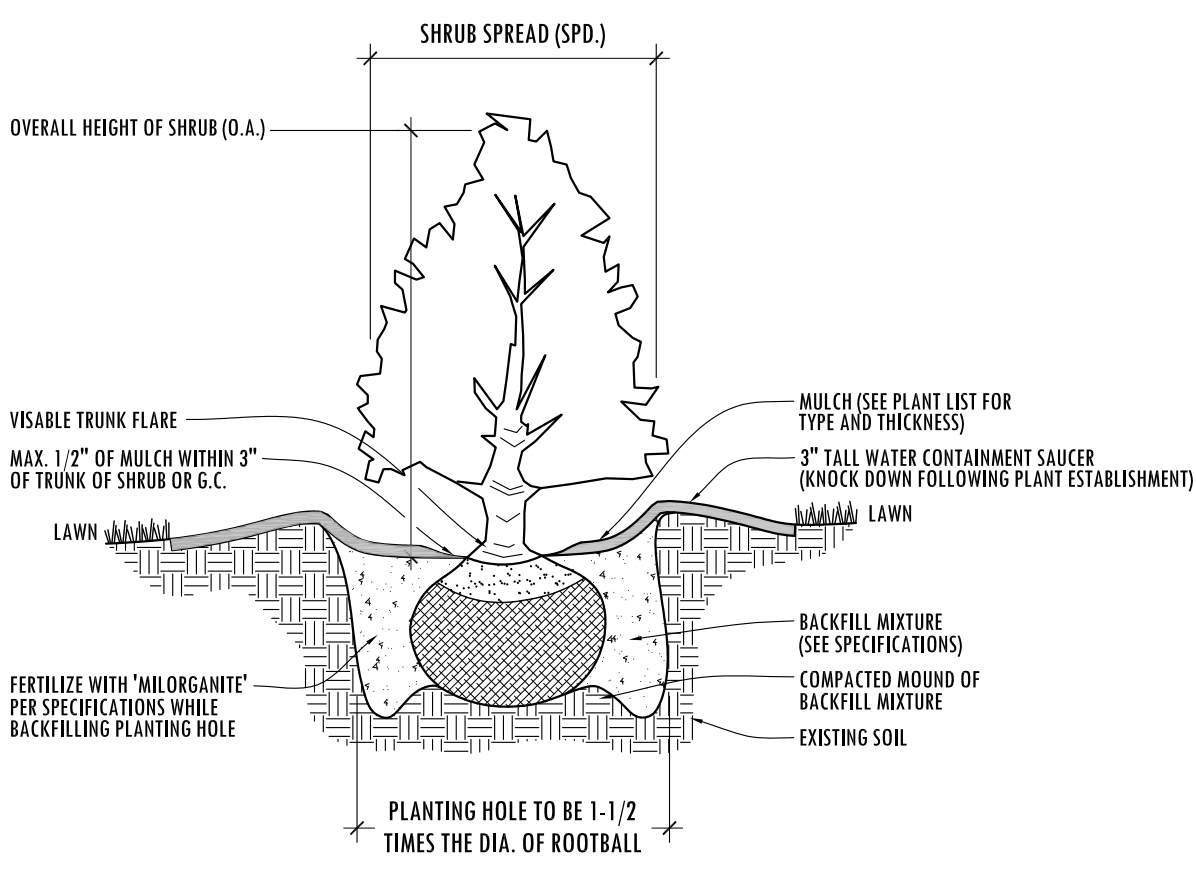
## PLANTING DETAILS



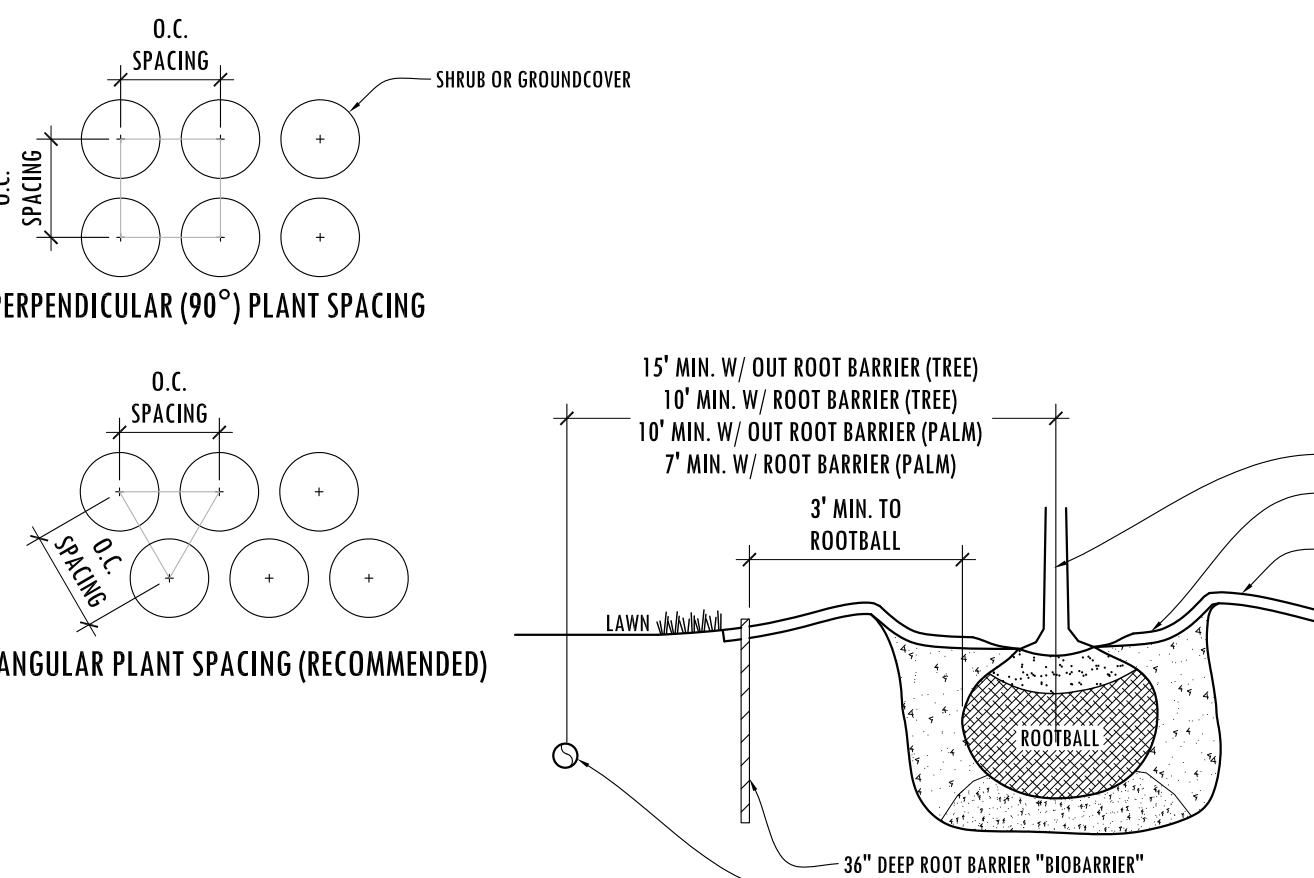
PALM PLANTING DETAIL



TREE PLANTING DETAIL



SHRUB & GROUND COVER PLANTING DETAIL



ROOT BARRIER DETAIL

## PLANTING SPECIFICATIONS

1. SCOPE OF WORK  
 LANDSCAPE CONTRACTOR WORK INCLUDES, BUT IS NOT LIMITED TO, SOIL PREPARATION, FINE OR FINISH GRADING, FURNISHING AND INSTALLING PLANT MATERIAL, WATERING, STAKING, GUYING AND MULCHING.

ALL LABOR AND MATERIAL FOR SOIL AMENDMENTS AND FERTILIZER THAT IS REQUIRED TO INSURE THE SUCCESSFUL ESTABLISHMENT AND SURVIVAL OF THE PROPOSED VEGETATION, AS WELL AS ALL THE COST FOR THE REMOVAL OF UNSUITABLE OR EXCESS BACKFILL MATERIAL, SHALL BE INCLUDED IN THE CONTRACTOR'S BID TO PERFORM THE WORK REPRESENTED IN THIS PLAN SET.

2. QUALITY ASSURANCE  
 LANDSCAPE CONTRACTOR MUST BE REGULARLY ENGAGED IN THE INSTALLATION OF LIVING PLANT MATERIAL. LABOR CREWS SHALL BE CONTROLLED AND DIRECTED BY A LANDSCAPE FOREMAN WELL VERSED IN LANDSCAPE INSTALLATION, PLANT MATERIALS, READING PLANS AND COORDINATION BETWEEN THE JOB AND NURSERY.

THE LANDSCAPE CONTRACTOR AND IRRIGATION CONTRACTOR SHALL REVIEW LAYOUT AND SCHEDULING PRIOR TO INSTALLATION OF MATERIAL. MINOR ADJUSTMENT TO IRRIGATION DESIGN MAY BE MADE IN RESPONSE TO THE NEEDS OF SPECIFIC PLANT MATERIAL. THE LANDSCAPE ARCHITECT MUST BE NOTIFIED OF SUCH CHANGES.

3. MATERIALS  
 PLANT SIZE AND QUALITY  
 PLANT SPECIES AND SIZES SHALL CONFORM TO THOSE INDICATED ON THE DRAWINGS; NOMENCLATURE SHALL CONFORM TO STANDARD PLANT NAMES, 1942 EDITION. ALL NURSERY STOCK SHALL BE IN ACCORDANCE WITH GRABES AND STANDARDS FOR NURSERY PLANTS PARTS I & II, LATEST EDITION PUBLISHED BY THE FLORIDA DEPARTMENT OF AGRICULTURE AND CONSUMER SERVICES, UNLESS SPECIFIED OTHERWISE. ALL PLANTS SHALL BE FLORIDA GRADE NUMBER 1 OR BETTER AS DETERMINED BY THE FLORIDA DIVISION OF PLANT INDUSTRY. TIGHTLY KNOT PLANT, SO TRAINED OR FAVORED IN ITS DEVELOPMENT THAT FIRST APPEARANCE IS UNQUESTIONABLE AND IT IS OUTSTANDINGLY SUPERIOR IN FORM, NUMBER OF BRANCHES, COMPACTNESS AND SYMMETRY. ALL PLANTS SHALL BE FRESHLY DUG, SOUND, HEALTHY, VIGOROUS, WELL BRANCHED AND FREE OF DISEASE AND INSECT EGGS AND LARVAE AND SHALL HAVE ADEQUATE ROOT SYSTEMS. TREES AND PALMS FOR PLANTING ROWS SHALL BE UNIFORM IN SIZE AND SHAPE. ALL MATERIALS SHALL BE SUBJECT TO APPROVAL BY THE LANDSCAPE ARCHITECT. THE PLANTS FURNISHED SHALL BE NORMAL FOR THE VARIETY AND FLORIDA NUMBER 1. PLANTS SHALL BE PRUNED PRIOR TO DELIVERY ONLY UPON THE APPROVAL OF THE LANDSCAPE ARCHITECT. ALL PLANTS SHALL BE FREE OF WEEDS OR ANY OTHER OBJECTIONABLE VEGETATION.

ALL CONTAINER GROWN MATERIAL SHALL BE HEALTHY, VIGOROUS, WELL-ROOTED PLANTS AND ESTABLISHED IN THE CONTAINER IN WHICH THEY ARE SOLD. THE PLANTS SHALL HAVE TIPS OF GOOD QUALITY AND BE IN A HEALTHY GROWING CONDITION.

CONTAINER GROWN PLANTS SHALL HAVE A DEVELOPED ROOT STRUCTURE SO THAT THE ROOT MASS STAYS IN TACT WHEN REMOVED FROM CONTAINER. IN NO CASE SHALL THE PLANT CONTAIN CIRCULING ROOTS NOR BE ROOT-BOUND.

QUANTITIES  
 ALL QUANTITIES INDICATED ON THE PLANT LIST ARE INTENDED AS A GUIDE FOR THE BIDDERS AND DOES NOT RELIEVE THE BIDDER OF HIS RESPONSIBILITY TO DO A COMPREHENSIVE PLANT TAKE OFF. SHALL A DISCREPANCY OCCUR BETWEEN THE BIDDER'S TAKE OFF AND THE PLANT LIST QUANTITY, THE LANDSCAPE ARCHITECT IS TO BE NOTIFIED FOR CLARIFICATION PRIOR TO THE SUBMISSION OF THE BID.

MULCH  
 MULCH SHALL BE A SHREDDED VARIETY AS SPECIFIED IN THE PLANT LIST. ALL MULCH IS TO BE APPLIED TO A DEPTH OF 3" EXCEPT FOR THOSE SPECIFIC SITUATIONS SHOWN BELOW IN SECTION 4 AND IN PLANTING DETAILS.

FERTILIZER  
 FERTILIZER IN BACKFILL MIXTURE FOR ALL PLANTS SHALL CONSIST OF 'MILORGANTITE' ACTIVATED SLUDGE MIXED WITH THE BACKFILL AT A RATE OF NOT LESS THAN 50 LBS. PER CUBIC YARD.

FERTILIZER FOR TREES AND SHRUBS MAY BE TABLET FORM OR GRANULAR. GRANULAR FERTILIZER SHALL BE UNIFORM IN COMPOSITION, DRY AND FREE-FLOWING. THIS FERTILIZER SHALL BE DELIVERED TO THE SITE IN THE ORIGINAL UNOPENED BAGS, EACH BEARING THE MANUFACTURER'S STATEMENT OF ANALYSIS. FERTILIZE ALL NEW PLANTINGS PER RATES SHOWN BELOW:

TREES:  
 FERTILIZE NEW TREES WITH 'MILORGANTITE' AT THE FOLLOWING RATES:  
 - 8" AND SMALLER: 2-4 LBS.  
 - 8"-12" TALL: 4-6 LBS.  
 - 12" AND TALLER: 6-8 LBS.  
 (2 CUPS = 1 LB.)

SHRUBS:  
 FERTILIZE NEW SHRUBS AND ACCENTS WITH 'MILORGANTITE' AT THE FOLLOWING RATES:  
 - 4-6" POITS: 1 CUP  
 - 1 GAL.: 1 CUP  
 - 3 GAL.: 1 CUP  
 - 7-10 GAL.: 2 CUPS  
 - 15 GAL. AND GREATER: 3 CUPS

PALM TREES:  
 FERTILIZE NEW PALM TREES WITH A "PALM SPECIAL" FERTILIZER IN SLOW RELEASE FORM. FERTILIZER SHALL CONTAIN AN ADDITIONAL MAGNESIUM AND MICRO-NUTRIENT AMENDMENT.

SOIL  
 PLANTING SOIL SHALL BE SANDY LOAM AND SHALL CONTAIN A 25% MINIMUM AMOUNT OF DECOMPOSED ORGANIC MATTER. PLANTING SOIL SHALL BE FREE OF CLAY, STONES, PLANTS, ROOTS AND OTHER FOREIGN MATERIALS WHICH MIGHT BE A HINORANCE TO PLANTING OPERATIONS OR BE DETRIMENTAL TO GOOD PLANT GROWTH. SOIL SHALL BE DELIVERED IN A LOOSE FRAGILE CONDITION AND APPLIED IN ACCORDANCE WITH THE PLANTING SPECIFICATIONS.

ALL SHRUBS, TREES AND GROUND COVER WILL HAVE IMPROVED SOIL AS PER PLANTING SOIL NOTES. THE SOILS SHALL BE PLACED IN THE HOLE DURING PLANTING. TOP DRESSING ONLY IS NOT ACCEPTABLE.

DO NOT ALLOW AIR POCKETS TO FORM WHEN BACKFILLING. ALL TREES SHALL BE SPIKED IN UTILIZING WATER AND A TREE BAR.

WATER  
 WATER FOR PLANTING WILL BE AVAILABLE AT THE SITE AND WILL BE PROVIDED BY THE OWNER. LANDSCAPE CONTRACTOR SHALL NOT ASSUME THAT THE IRRIGATION SYSTEM WILL BE OPERATIONAL AT THE TIME OF PLANTING. IT IS THE RESPONSIBILITY OF THE LANDSCAPE CONTRACTOR TO PROVIDE ALL THE REQUIRED WATER NECESSARY TO MAINTAIN THE PLANT MATERIAL IN A HEALTHY GROWING CONDITION. THE WATERING MAY INCLUDE DEEP WATERING OF TREES AND THE WATERING OF SHRUB AND GROUND COVER AREAS. ANY PLANT MATERIALS THAT DIE OR THAT ARE NOT IN A HEALTHY GROWING CONDITION DUE TO LACK OF WATER SHALL BE REPLACED BY THE LANDSCAPE CONTRACTOR AT NO ADDITIONAL COST TO THE OWNER.

4. EXECUTION  
 FIELD GROWN TREES AND PALMS PREVIOUSLY ROOT PRUNED SHALL OBTAIN A ROOT BALL WITH SUFFICIENT ROOTS FOR CONTINUED GROWTH WITHOUT RESULTING SHOCK.

CONTRACTOR SHALL NOT MARK OR SCAR TRUNK IN ANY FASHION.

PLANTS SHALL BE WATERED AS NECESSARY OR WITHIN 24 HOURS AFTER NOTIFICATION BY THE LANDSCAPE ARCHITECT.

THE LOCATIONS OF PLANTS, AS SHOWN IN THESE PLANS, ARE APPROXIMATE. THE FINAL LOCATIONS MAY BE ADJUSTED TO ACCOMMODATE UNDESIRABLE FIELD CONDITIONS. MAJOR ADJUSTMENTS TO THE LAYOUT ARE TO BE APPROVED BY THE LANDSCAPE ARCHITECT.

ALL PLASTIC FABRIC SHALL BE REMOVED FROM PLANT MATERIAL AT TIME OF INSTALLATION.

ALL TREES MUST BE STAKED AS SHOWN ON THE PLANTING DETAILS WITHIN 24 HOURS OF PLANTING. STAKES TO REMAIN FOR A MINIMUM OF 12 MONTHS, BUT NO LONGER THAN 18 MONTHS. CONTRACTOR IS RESPONSIBLE FOR MAINTENANCE AND REMOVAL OF THE STAKES.

ALL TREES MUST BE PRUNED AS PER LANDSCAPE ARCHITECT'S DIRECTION. SABAL PALMS MAY BE HURRICANE CUT.

ALL SHRUBS, TREES AND GROUND COVER WILL HAVE IMPROVED SOIL AS PER PLANTING SOIL NOTES. THE SOILS SHALL BE PLACED IN THE HOLE DURING PLANTING. TOP DRESSING ONLY IS NOT ACCEPTABLE.

DO NOT ALLOW AIR POCKETS TO FORM WHEN BACKFILLING. ALL TREES SHALL BE SPIKED IN UTILIZING WATER AND A TREE BAR.

AFTER FINAL SETTLING OF BALLED AND BURLAPED PLANTS, LOOSEN BURLAP WRAPPING EXPOSING THE TOP OF THE ROOTBALL, LEAVING THE BALL UNBROKEN. REMOVE EXCESS AMOUNTS OF BURLAP TO ELIMINATE VOIDS WHICH MAY BE CAUSED UPON DECOMPOSITION.

CONTAINER GROWN PLANTS SHALL, WHEN DELIVERED, SHALL HAVE SUFFICIENCY GROWTH TO HOLD EARTH INTACT WHEN REMOVED FROM CONTAINER AND SHALL NOT BE ROOT BOUND. PLANT PITS FOR CONTAINER MATERIALS SHALL BE FORMED FLAT ON THE BOTTOM TO AVOID AIR POCKETS AT THE BOTTOM OF ROOT BALLS AND CONTAINERS SHALL BE REMOVED CAREFULLY TO PREVENT DAMAGE TO THE PLANT OR ROOT SYSTEMS.

TEST TREE PITS WITH WATER BEFORE PLANTING TO ASSURE PROPER DRAINAGE PERCOLATION IS AVAILABLE. PITS WHICH ARE FOUND NOT TO BE ADEQUATELY DRAINING SHALL BE EXCAVATED TO A DEPTH SUFFICIENT FOR DRAINAGE AND BACKFILLING WITH GRAVEL OR CRUSHED ROCK. NO ALLOWANCES WILL BE MADE FOR LOST PLANTS DUE TO IMPROPER DRAINAGE.

PLANTING BED PREPARATION  
 ALL PLANTING BEDS SHALL BE PROPERLY PREPARED PRIOR TO THE COMMENCEMENT OF ANY PLANTING. PLANTING AREAS, INCLUDING LAWNS SHALL BE FREE OF ALL WEEDS AND NUISANCE VEGETATION. IF TORPEDO GRASS (PANCIUM REPENS) IS PRESENT OR ENCOUNTERED DURING PLANTING, THE LANDSCAPE CONTRACTOR SHALL STOP ALL PLANTING UNTIL IT CAN BE DEMONSTRATED THAT IT HAS BEEN COMPLETELY REMOVED OR ERADICATED. THERE SHALL BE NO EXCEPTIONS TO THIS PROVISION.

ALL LANDSCAPE ISLANDS AND BEDS WILL BE FREE OF SHELL ROCK AND CONSTRUCTION DEBRIS AND WILL BE EXCAVATED TO A DEPTH OF 30 INCHES OR TO CLEAN, NATIVE SOIL AND FILLED WITH THE SPECIFIED BACKFILL MIXTURE.

PLANTING TREES  
 EXCAVATE PIT AS PER PLANTING DETAILS. COMPACT LAYER OF TOPSOIL IN PIT WITH A SLIGHTLY DISHED GRADE TO CENTER.

BACKFILL AROUND BALL WITH TOPSOIL AND SLIGHTLY COMPACT, WATER THOROUGHLY AS LAYERS ARE PLACED TO ELIMINATE VOIDS AND AIR POCKETS. BUILD A 6" HIGH BERM OF TOPSOIL BEYOND EDGE OF EXCAVATION. APPLY 3" (AFTER SETTLEMENT) OF MULCH.

PRUNE TREE TO REMOVE DAMAGED BRANCHES, IMPROVE NATURAL SHAPE AND THIN OUT STRUCTURE. DO NOT REMOVE MORE THAN 15% OF BRANCHES. DO NOT PRUNE BACK TERMINAL LEADER.

GUY AND STAKE TREE IN ACCORDANCE WITH THE STAKING DETAILS IMMEDIATELY AFTER PLANTING.

PLANTING SHRUBS  
 LAYOUT SHRUBS TO CREATE A CONTINUOUS SMOOTH FRONT LINE AND FILL IN BEHIND.

EXCAVATE PIT OR TRENCH TO 1-1/2 TIMES THE DIAMETER OF THE BALLS OR CONTAINERS OR 1'-0" WIDER THAN THE SPREAD OF ROOTS AND 3" DEEPER THAN REQUIRED FOR POSITIONING AT PROPER HEIGHT. COMPACT A LAYER OF TOPSOIL IN BOTTOM BEFORE PLACING PLANTS. BACKFILL AROUND PLANTS WITH PLANTING MIXTURE, COMPACTED TO ELIMINATE VOIDS AND AIR POCKETS. FORM GRADE SLIGHTLY DISHED AND BERMED AT EDGES OF EXCAVATION. APPLY 3" OF MULCH.

PRUNE SHRUBS TO REMOVE DAMAGED BRANCHES, IMPROVE NATURAL SHAPE AND THIN OUT STRUCTURE. DO NOT REMOVE MORE THAN 15% OF BRANCHES.

PLANTING GROUND COVER  
 LOOSEN SUBGRADE TO DEPTH OF 4" IN AREAS WHERE TOPSOIL HAS BEEN STRIPPED AND SPREAD SMOOTH.

SPACE PLANTS AS OTHERWISE INDICATED. DIG HOLES LARGE ENOUGH TO ALLOW SPREADING OF ROOTS. COMPACT BACKFILL TO ELIMINATE VOIDS AND LEAVE GRADE SLIGHTLY DISHED AT EACH PLANT. WATER THOROUGHLY. APPLY 3" OF MULCH OVER ENTIRE PLANTING BED, LIFTING PLANT FOLIAGE ABOVE MULCH. PURPLE QUEEN GROUND COVER, IF SPECIFIED, SHALL ONLY RECEIVE 1" OF MULCH.

DURING PERIODS OF HOT SUN AND/OR WIND AT TIME OF PLANTING, PROVIDE PROTECTIVE COVER FOR SEVERAL DAYS OR AS NEEDED.

PLANTING SOD  
 SODDING - SOD TYPE SPECIFIED ON PLANT LIST SHALL BE MACHINE STRIPPED NOT MORE THAN 24 HOURS PRIOR TO LAYING. SOD SHALL BE FIRM, TIGHT TEXTURE, HAVING A COMPACT GROWTH OF GRASS WITH GOOD ROOT DEVELOPMENT, AND SHALL CONTAIN NO BERMUODA GRASS, WEEDS OR ANY OTHER OBJECTIONABLE VEGETATION.

LOOSEN SUBGRADE TO DEPTH OF 4" AND GRADE WITH TOPSOIL, EITHER PROVIDED ON SITE OR IMPORTED TO FINISH DESIGN ELEVATIONS. IT SHALL BE THE RESPONSIBILITY OF THE LANDSCAPE CONTRACTOR TO FINISH GRADE ALL LANDSCAPE AREAS, ELIMINATING ALL BUMPS, DEPRESSIONS, STICKS, STONES AND OTHER DEBRIS. ROLL PREPARED LAWN SURFACE. WATER THOROUGHLY, BUT DO NOT CREATE MOIST SOIL CONDITION.

FERTILIZE SOIL AT THE RATE OF APPROXIMATELY 10 LBS. PER 1,000 S.F. SPREAD FERTILIZER OVER THE AREA TO RECEIVE GRASS BY USING AN APPROVED DISTRIBUTION DEVICE CALIBRATED TO DISTRIBUTE THE APPROPRIATE QUANTITY. DO NOT FERTILIZE WHEN WIND VELOCITY EXCEEDS 15 M.P.H. THOROUGHLY MIX FERTILIZER INTO THE TOP 2" OF TOPSOIL.

LAY SOD STRIPS WITH TIGHT JOINTS, DO NOT OVERLAP. STAGGER STRIPS TO OFFSET JOINTS IN ADJACENT COURSES. WORK SIFTED SOIL MIX INTO MINOR CRACKS BETWEEN PIECES OF SOD AND REMOVE EXCESS SOIL DEPOSITS FROM SODDED AREAS. SOD ON SLOPES GREATER THAN 3:1 SHALL BE STAKED IN PLACE. ROLL OR STAMP LIGHTLY AND WATER THOROUGHLY WITH A FINE SPRAY IMMEDIATELY AFTER PLANTING.


5. MISCELLANEOUS LANDSCAPE WORK  
 LANDSCAPE MAINTENANCE  
 MAINTAIN LANDSCAPE WORK IMMEDIATELY AFTER PLANTING AND UNTIL FINAL ACCEPTANCE IS ISSUED BY THE OWNER'S REPRESENTATIVE. INCLUDE WATERING, WEEDING, CULTIVATING, RESTORATION OF GRADE, MOVING AND TRIMMING GRASS, PRUNING TREES AND SHRUBS, PROTECTION FROM INSECTS AND DISEASES, FERTILIZING AND SIMILAR OPERATIONS AS NEEDED TO INSURE NORMAL GROWTH AND GOOD HEALTH FOR LIVE PLANT MATERIAL. SETTLED PLANTS SHALL BE RESET TO PROPER GRADE, PLANTING SAUCERS RESTORED, AND DEFECTIVE WORK CORRECTED.

IN THE EVENT OF SERIOUS DAMAGE FROM INSECTS OR DISEASE PRIOR TO FINAL ACCEPTANCE, THE PLANTS SHALL BE TREATED BY PREVENTATIVE OR REMEDIAL MEASURES APPROVED FOR GOOD HORTICULTURAL PRACTICE AT NO ADDITIONAL COST TO THE OWNER.

CLEAN UP  
 THE LANDSCAPE CONTRACTOR SHALL AT ALL TIMES KEEP THE PREMISES FREE FROM ACCUMULATION OF WASTE MATERIALS OR DEBRIS CAUSED BY HIS CREWS DURING THE PERFORMANCE OF THE WORK. UPON COMPLETION OF THE WORK, THE CONTRACTOR SHALL PROMPTLY REMOVE ALL WASTE MATERIALS, DEBRIS, UNUSED PLANT MATERIAL, EMPTY PLANT CONTAINERS AND ALL EQUIPMENT FROM THE PROJECT SITE.

ANY SOIL, PEAT OR SIMILAR MATERIAL WHICH HAS BEEN BROUGHT ONTO ANY PAVED AREAS SHALL BE REMOVED PROMPTLY KEEPING THESE AREAS CLEAN AS THE WORK PROGRESSES. UPON COMPLETION OF THE PLANTING, ALL EXCESS SOIL, STONES AND DEBRIS WHICH HAS NOT BEEN PREVIOUSLY CLEANED UP SHALL BE REMOVED FROM THE SITE.

# Landscape Specifications & Planting Details




Litterick Landscape Architecture

2740 SW Martin Downs Blvd. #199  
 Palm City, FL 34990  
 561-719-3874  
 JasonL1677@yahoo.com

Project Name

NEW COMMERCIAL BUILDINGS FOR  
**MAD ENTERPRISES PB, LLC**  
 LOT 9 - WEST 10TH STREET  
 RIVIERA BEACH, FLORIDA



Scale: Not to Scale

Designed: JML  
 Drawn: JML  
 Approved: JML  
 Date: 4/12/17  
 Job no.:  
 Revisions: 8/21/17

Sheet No. LP-2